



City of Corona Investment Portfolio Report Month Ending May 31, 2023

In accordance with the City Investment Policy, a monthly investment report shall be filed with the City Council which provides a clear picture of the status of the current investments. The report for the month ending May 31, 2023 has been prepared by Chandler Asset Management. We hereby certify that this report accurately reflects all pooled investments and is in compliance with the City's Investment Policy. Combined with anticipated revenues, the portfolio contains sufficient investment liquidity to meet budgeted expenditures for the next six months.

SUBMITTED BY:

DocuSigned by:

Chad Willardson

AC0F9B0DE62B4FC...

Chad T. Willardson
City Treasurer

DocuSigned by:

Brett Channing

B077051CB5E54C9...

Brett Channing
Assistant City Manager

DocuSigned by:

Kim Sitton

AE6AA49B0BD44E7...

Kim Sitton
Finance Director

REVIEWED BY:

DS

EN

DocuSigned by:

Christine Thompson

C477487B2FB3436...

Christine Thompson
Accounting Manager

Investment Summary

	City's Investment	Pension Trust	Total Investment
Beginning balance April 30, 2023	\$ 475,447,884	\$ 32,568,851	\$ 508,016,735
Acquisitions / Additions:			
Agency Notes	68,273,369		68,273,369
US Corporate Notes	3,624,476		3,624,476
LAIF	145,500,000		145,500,000
Money Market Fund	2,999,232		3,032,995
	<u>\$ 220,397,077</u>	<u>33,764</u>	<u>\$ 220,430,841</u>
Dispositions / Withdrawals:			
Agency Notes	5,862,809		5,862,809
US Corporate Notes	3,517,079		3,517,079
LAIF	119,000,000		119,000,000
Money Market Fund	65,032,642		65,032,642
	<u>\$ 193,412,530</u>		<u>\$ 193,412,530</u>
Gain/(Loss) on Dispositions	\$ (215,227)		(215,227)
Ending balance, May 31, 2023	<u>\$ 502,217,204</u>	<u>\$ 32,602,615</u>	<u>\$ 534,819,819</u>

City of Corona Pension Stabilization Trust

Portfolio Summary



Account #10952

As of May 31, 2023

PORTFOLIO CHARACTERISTICS

Average Modified Duration	0.00
Average Coupon	0.00%
Average Purchase YTM	2.32%
Average Market YTM	0.00%
Average S&P/Moody Rating	NR/NR
Average Final Maturity	0.00 yrs
Average Life	0.00 yrs

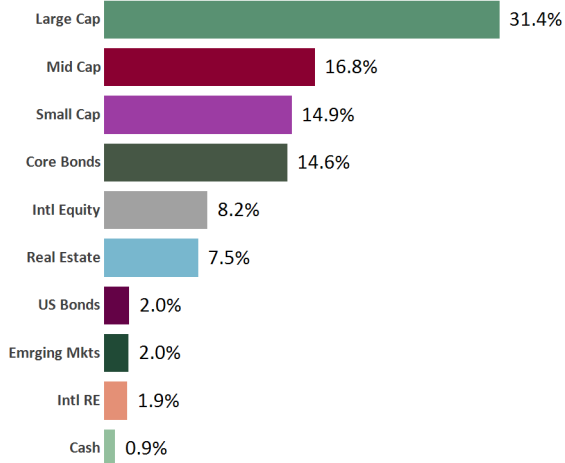
ACCOUNT SUMMARY

	Beg. Values as of 4/30/23	End Values as of 5/31/23
Market Value	33,990,178	33,405,285
Accrued Interest	0	0
Total Market Value	33,990,178	33,405,285
Income Earned	15,619	15,779
Cont/WD		0
Par	568,434	569,694
Book Value	32,568,851	32,602,615
Cost Value	32,568,851	32,602,615

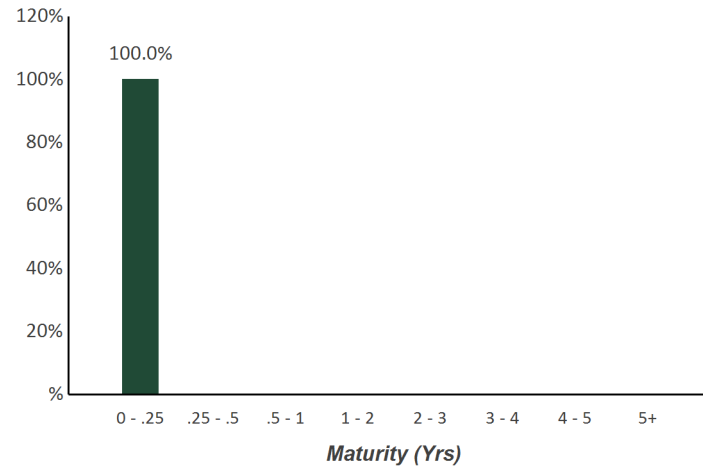
TOP ISSUERS

iShares Core S&P 500 ETF	31.4%
iShares Core S&P Mid-Cap ETF	16.8%
Vanguard Small-Cap ETF	14.9%
Vanguard Total Bond Market	14.6%
Vanguard FTSE Developed Markets	8.2%
Vanguard Real Estate ETF	7.5%
SPDR Barclays Capital High Yield	2.0%
Vanguard FTSE Emerging Markets	2.0%
Total	97.3%

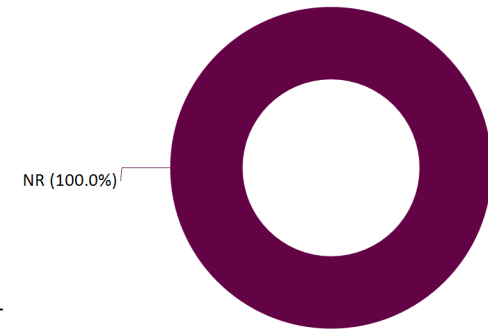
SECTOR ALLOCATION



MATURITY DISTRIBUTION



CREDIT QUALITY (S&P)



PERFORMANCE REVIEW

TOTAL RATE OF RETURN	Annualized									
	1M	3M	YTD	1YR	2YRS	3YRS	5YRS	10YRS	7/31/2022	
City of Corona Pension Stabilization Trust	-1.72%	-0.80%	3.65%	N/A	N/A	N/A	N/A	N/A	N/A	N/A
Multi Asset Class Index*	-1.03%	3.19%	5.64%	N/A	N/A	N/A	N/A	N/A	N/A	N/A

*35% S&P 500, 15% MSCI EAFE (Europe, Australasia, Israel and the Far East), 50% ICE BofA US Corporate, Government & Mortgage Index

Statement of Compliance

As of May 31, 2023



City of Corona Pension Stabilization Trust

Assets managed by Chandler Asset Management are in full compliance with state law and the Client's investment policy.

Category	Standard	Comment
Fixed Income	10%-30% acceptable range (combined Cash & Fixed Income); Excluding Treasury, Agency obligations, Exchange Traded Funds (ETFs), and Mutual Fund holdings, no individual security holding shall exceed 5% of the portfolio at time of purchase; The allocation of Trust assets shall be maintained within the acceptable range and the policy mix; Individually purchased fixed income securities must, at the time of purchase, have a credit rating of at least "Investment Grade" by one of more NRSRO; Permitted: Fixed-income securities of U.S. and non-U.S. issuers including governments, quasi-government entities, and corporations; Mortgage-backed securities, Asset-backed securities, Money Market Instruments	<i>Complies</i>
Global Equities	50%-80% acceptable range; The allocation of Trust assets shall be maintained within the acceptable range and the policy mix; Permitted: Equity securities of U.S. and non-U.S. issuers	<i>Complies</i>
Commodities (not direct investment)	0%-5% acceptable range; The allocation of Trust assets shall be maintained within the acceptable range and the policy mix	<i>Complies</i>
Real Estate Investment Trusts (REITs)	0%-15% acceptable range; The allocation of Trust assets shall be maintained within the acceptable range and the policy mix; Publicly traded Real Estate Investment Trusts (REITs)	<i>Complies</i>
Commingled Funds	Funds that are consistent with the policy's investment objectives	<i>Complies</i>
Mutual Funds	Mutual Funds that invest in securities permitted by the Investment Policy	<i>Complies</i>
Exchange Traded Funds (ETFs)	ETFs that invest in securities permitted by the Investment Policy	<i>Complies</i>
Cash	10%-30% acceptable range (combined Cash & Fixed Income); The allocation of Trust assets shall be maintained within the acceptable range and the policy mix	<i>Complies</i>
Credit Rating	Individually purchased fixed income securities must, at the time of purchase, have a credit rating of at least "Investment Grade" by one of more NRSRO	<i>Complies</i>
Max per Security Holding	Excluding Treasury, Agency obligations, Exchange Traded Funds (ETFs), and Mutual Fund holdings, no individual security holding shall exceed 5% of the portfolio at time of purchase	<i>Complies</i>

City of Corona Pension Stabilization Trust

Account #10952

Reconciliation Summary

As of May 31, 2023



BOOK VALUE RECONCILIATION		
BEGINNING BOOK VALUE		\$32,568,851.14
Acquisition		
+ Security Purchases	\$655,924.50	
+ Money Market Fund Purchases	\$16,565.47	
+ Money Market Contributions	\$0.00	
+ Security Contributions	\$0.00	
+ Security Transfers	\$0.00	
Total Acquisitions		\$672,489.97
Dispositions		
- Security Sales	\$656,710.64	
- Money Market Fund Sales	\$0.00	
- MMF Withdrawals	\$0.00	
- Security Withdrawals	\$0.00	
- Security Transfers	\$0.00	
- Other Dispositions	\$0.00	
- Maturities	\$0.00	
- Calls	\$0.00	
- Principal Paydowns	\$0.00	
Total Dispositions		\$656,710.64
Amortization/Accretion		
+/- Net Accretion	\$0.00	
		\$0.00
Gain/Loss on Dispositions		
+/- Realized Gain/Loss	\$17,984.61	
		\$17,984.61
ENDING BOOK VALUE		\$32,602,615.08

CASH TRANSACTION SUMMARY		
BEGINNING BALANCE		\$278,523.77
Acquisition		
Contributions	\$0.00	
Security Sale Proceeds	\$656,710.64	
Accrued Interest Received	\$0.00	
Interest Received	\$0.00	
Dividend Received	\$15,779.33	
Principal on Maturities	\$0.00	
Interest on Maturities	\$0.00	
Calls/Redemption (Principal)	\$0.00	
Interest from Calls/Redemption	\$0.00	
Principal Paydown	\$0.00	
Total Acquisitions	\$672,489.97	
Dispositions		
Withdrawals	\$0.00	
Security Purchase	\$655,924.50	
Accrued Interest Paid	\$0.00	
Total Dispositions	\$655,924.50	
ENDING BOOK VALUE		\$295,089.24

City of Corona Pension Stabilization Trust

Account #10952

Holdings Report

As of May 31, 2023



CUSIP	Security Description	Par Value/Units	Purchase Date Book Yield	Cost Value Book Value	Mkt Price Mkt YTM	Market Value Accrued Int.	% of Port. Gain/Loss	Moody/S&P Fitch	Maturity Duration
CASH									
90CASH\$00	Cash Custodial Cash Account	295,089.24	Various 0.00%	295,089.24 295,089.24	1.00 0.00%	295,089.24 0.00	0.88% 0.00	NR / NR NR	0.00 0.00
Total Cash		295,089.24	N/A	295,089.24	0.00%	295,089.24	0.88%	NR / NR	0.00
EMERGING MARKET EQUITY									
922042858	Vanguard FTSE Emerging Markets ETF Due 5/31/2023	16,720.00	Various 3.69%	643,691.94 643,691.94	39.05 0.00%	652,916.00 0.00	1.95% 9,224.06	NR / NR NR	0.00 0.00
Total Emerging Market Equity		16,720.00	3.69%	643,691.94	0.00%	652,916.00	1.95%	NR / NR	0.00
INTERNATIONAL EQUITY									
921943858	Vanguard ETF FTSE Developed Mkts ETF Due 5/31/2023	61,510.00	Various 3.91%	2,420,843.73 2,420,843.73	44.63 0.00%	2,745,191.30 0.00	8.22% 324,347.57	NR / NR NR	0.00 0.00
Total International Equity		61,510.00	3.91%	2,420,843.73	0.00%	2,745,191.30	8.22%	NR / NR	0.00
INTERNATIONAL REAL ESTATE									
922042676	Vanguard Vanguard GBL Ex-US Real Est Due 5/31/2023	15,775.00	05/15/2023 0.00%	655,924.50 655,924.50	39.33 0.00%	620,430.75 0.00	1.86% (35,493.75)	NR / NR NR	0.00 0.00
Total International Real Estate		15,775.00	N/A	655,924.50	0.00%	620,430.75	1.86%	NR / NR	0.00
LARGE CAP US EQUITY									
464287200	ISHARES S&P 500 Index ETF	25,000.00	Various N/A	9,761,289.05 9,761,289.05	419.43 N/A	10,485,750.00 0.00	31.39% 724,460.95	NR / NR NR	0.00 0.00
Total Large Cap US Equity		25,000.00	N/A	9,761,289.05	N/A	10,485,750.00	31.39%	NR / NR	0.00

City of Corona Pension Stabilization Trust

Holdings Report



Account #10952

As of May 31, 2023

CUSIP	Security Description	Par Value/Units	Purchase Date Book Yield	Cost Value Book Value	Mkt Price Mkt YTM	Market Value Accrued Int.	% of Port. Gain/Loss	Moody/S&P Fitch	Maturity Duration
MID CAP US EQUITY									
464287507	ISHARES S&P Midcap ETF Due 5/31/2023	23,300.00	Various 1.59%	5,536,825.68 5,536,825.68	240.22 0.00%	5,597,126.00 0.00	16.76% 60,300.32	NR / NR NR	0.00 0.00
Total Mid Cap US Equity		23,300.00	1.59%	5,536,825.68	0.00%	5,597,126.00	16.76% 60,300.32	NR / NR NR	0.00 0.00
REAL ESTATE									
922908553	Vanguard ETF REIT Due 5/31/2023	31,200.00	Various 3.46%	2,726,488.43 2,726,488.43	80.00 0.00%	2,496,000.00 0.00	7.47% (230,488.43)	NR / NR NR	0.00 0.00
Total Real Estate		31,200.00	3.46%	2,726,488.43	0.00%	2,496,000.00	7.47% (230,488.43)	NR / NR NR	0.00 0.00
SMALL CAP US EQUITY									
922908751	Vanguard ETF Small Cap Due 5/31/2023	27,100.00	Various 1.54%	5,022,975.48 5,022,975.48	183.62 0.00%	4,976,102.00 0.00	14.90% (46,873.48)	NR / NR NR	0.00 0.00
Total Small Cap US Equity		27,100.00	1.54%	5,022,975.48	0.00%	4,976,102.00	14.90% (46,873.48)	NR / NR NR	0.00 0.00
US CORE BONDS									
921937835	Vanguard ETF Total Bond Index Due 5/31/2023	66,600.00	Various 2.36%	4,862,778.58 4,862,778.58	73.04 0.00%	4,864,464.00 0.00	14.56% 1,685.42	NR / NR NR	0.00 0.00
Total US Core Bonds		66,600.00	2.36%	4,862,778.58	0.00%	4,864,464.00	14.56% 1,685.42	NR / NR NR	0.00 0.00

City of Corona Pension Stabilization Trust

Account #10952

Holdings Report

As of May 31, 2023



CUSIP	Security Description	Par Value/Units	Purchase Date Book Yield	Cost Value Book Value	Mkt Price Mkt YTM	Market Value Accrued Int.	% of Port. Gain/Loss	Moody/S&P Fitch	Maturity Duration
US HIGH YIELD BONDS									
78468R622	SPDR Bloomberg High Yield Bond ETF Due 5/31/2023	7,400.00	Various 5.50%	676,708.45 676,708.45	90.84 0.00%	672,216.00 0.00	2.01% (4,492.45)	NR / NR NR	0.00 0.00
Total US High Yield Bonds		7,400.00	5.50%	676,708.45 676,708.45	0.00%	672,216.00 0.00	2.01% (4,492.45)	NR / NR NR	0.00 0.00
TOTAL PORTFOLIO		569,694.24	2.32%	32,602,615.08 32,602,615.08	0.00%	33,405,285.29 0.00	100.00% 802,670.21	NR / NR NR	0.00 0.00
TOTAL MARKET VALUE PLUS ACCRUED						33,405,285.29			

City of Corona Pension Stabilization Trust

Transaction Ledger



Account #10952

As of May 31, 2023

Transaction Type	Settlement Date	CUSIP	Quantity	Security Description	Price	Acq/Disp Yield	Amount	Interest Pur/Sold	Total Amount	Gain/Loss
ACQUISITIONS										
Purchase	05/04/2023	90CASH\$00	11,971.02	Cash Custodial Cash Account	1.000		11,971.02	0.00	11,971.02	0.00
Purchase	05/05/2023	90CASH\$00	3,703.52	Cash Custodial Cash Account	1.000		3,703.52	0.00	3,703.52	0.00
Purchase	05/15/2023	90CASH\$00	104.79	Cash Custodial Cash Account	1.000		104.79	0.00	104.79	0.00
Purchase	05/17/2023	90CASH\$00	786.14	Cash Custodial Cash Account	1.000		786.14	0.00	786.14	0.00
Purchase	05/17/2023	922042676	15,775.00	Vanguard Vanguard GBL Ex-US Real Est	41.580		655,924.50	0.00	655,924.50	0.00
Subtotal			32,340.47				672,489.97	0.00	672,489.97	0.00
TOTAL ACQUISITIONS			32,340.47				672,489.97	0.00	672,489.97	0.00
DISPOSITIONS										
Sale	05/17/2023	464288489	31,080.00	ISHARES Intl Developed Real Estate ETF	21.130	1.99%	656,710.64	0.00	656,710.64	17,984.61
Subtotal			31,080.00				656,710.64	0.00	656,710.64	17,984.61
TOTAL DISPOSITIONS			31,080.00				656,710.64	0.00	656,710.64	17,984.61
OTHER TRANSACTIONS										
Dividend	05/04/2023	921937835	66,600.00	Vanguard ETF Total Bond Index	0.000		11,971.02	0.00	11,971.02	0.00
Dividend	05/05/2023	78468R622	7,400.00	SPDR Bloomberg High Yield Bond ETF	0.000		3,703.52	0.00	3,703.52	0.00
Dividend	05/15/2023	90CASH\$00	294,198.31	Cash Custodial Cash Account	0.000		104.79	0.00	104.79	0.00
Subtotal			368,198.31				15,779.33	0.00	15,779.33	0.00
TOTAL OTHER TRANSACTIONS			368,198.31				15,779.33	0.00	15,779.33	0.00

City of Corona Pension Stabilization Trust

Income Earned



Account #10952

As of May 31, 2023

CUSIP	Security Description	Trade Date Settle Date Units	Book Value: Begin Book Value: Acq Book Value: Disp Book Value: End	Prior Accrued Inc. Received Ending Accrued Total Interest	Accr. Of Discount Amort. Of Premium Net Accret/Amort Income Earned	Total Income
EQUITY						
464287200	ISHARES S&P 500 Index ETF	Various Various 25,000.00	9,761,289.05 0.00 0.00 9,761,289.05	0.00 0.00 0.00 0.00	0.00 0.00 0.00 0.00	0.00
464287507	ISHARES S&P Midcap ETF	Various Various 23,300.00	5,536,825.68 0.00 0.00 5,536,825.68	0.00 0.00 0.00 0.00	0.00 0.00 0.00 0.00	0.00
464288489	ISHARES Intl Developed Real Estate ETF	Various Various 0.00	638,726.03 0.00 638,726.03 0.00	0.00 0.00 0.00 0.00	0.00 0.00 0.00 0.00	0.00
78468R622	SPDR Bloomberg High Yield Bond ETF	Various Various 7,400.00	676,708.45 0.00 0.00 676,708.45	0.00 3,703.52 0.00 3,703.52	0.00 0.00 0.00 3,703.52	3,703.52
921937835	Vanguard ETF Total Bond Index	Various Various 66,600.00	4,862,778.58 0.00 0.00 4,862,778.58	0.00 11,971.02 0.00 11,971.02	0.00 0.00 0.00 11,971.02	11,971.02
921943858	Vanguard ETF FTSE Developed Mkts ETF	Various Various 61,510.00	2,420,843.73 0.00 0.00 2,420,843.73	0.00 0.00 0.00 0.00	0.00 0.00 0.00 0.00	0.00
922042676	Vanguard Vanguard GLBL Ex-US Real Est	05/15/2023 05/17/2023 15,775.00	0.00 655,924.50 0.00 655,924.50	0.00 0.00 0.00 0.00	0.00 0.00 0.00 0.00	0.00
922042858	Vanguard FTSE Emerging Markets ETF	Various Various 16,720.00	643,691.94 0.00 0.00 643,691.94	0.00 0.00 0.00 0.00	0.00 0.00 0.00 0.00	0.00
922908553	Vanguard ETF REIT	Various Various 31,200.00	2,726,488.43 0.00 0.00 2,726,488.43	0.00 0.00 0.00 0.00	0.00 0.00 0.00 0.00	0.00

City of Corona Pension Stabilization Trust

Account #10952

Income Earned

As of May 31, 2023



CUSIP	Security Description	Trade Date Settle Date Units	Book Value: Begin Book Value: Acq Book Value: Disp Book Value: End	Prior Accrued Inc. Received Ending Accrued Total Interest	Accr. Of Discount Amort. Of Premium Net Accret/Amort Income Earned	Total Income
922908751	Vanguard ETF Small Cap	Various Various 27,100.00	5,022,975.48 0.00 0.00 5,022,975.48	0.00 0.00 0.00 0.00	0.00 0.00 0.00 0.00	0.00
			32,290,327.37	0.00	0.00	
			655,924.50	15,674.54	0.00	
			638,726.03	0.00	0.00	
Total Equity		274,605.00	32,307,525.84	15,674.54	15,674.54	15,674.54
CASH & EQUIVALENT						
90CASH\$00	Cash Custodial Cash Account	Various Various 295,089.24	278,523.77 16,565.47 0.00 295,089.24	0.00 104.79 0.00 104.79	0.00 0.00 0.00 104.79	104.79
			278,523.77	0.00	0.00	
			16,565.47	104.79	0.00	
			0.00	0.00	0.00	
Total Cash & Equivalent		295,089.24	295,089.24	104.79	104.79	104.79
			32,568,851.14	0.00	0.00	
			672,489.97	15,779.33	0.00	
			638,726.03	0.00	0.00	
TOTAL PORTFOLIO		569,694.24	32,602,615.08	15,779.33	15,779.33	15,779.33

City of Corona Pension Stabilization Trust

Account #10952

Cash Flow Report

As of May 31, 2023



Payment Date	Transaction Type	CUSIP	Quantity	Security Description	Principal Amount	Income	Total Amount
06/06/2023	Dividend	921937835	66,600.00	Vanguard ETF Total Bond Index	0.00	12,451.80	12,451.80
06/07/2023	Dividend	78468R622	7,400.00	SPDR Bloomberg High Yield Bond ETF	0.00	3,874.54	3,874.54
JUN 2023					0.00	16,326.34	16,326.34
TOTAL					0.00	16,326.34	16,326.34



Chandler Asset Management, Inc. ("Chandler") is an SEC registered investment adviser. For additional information about our firm, please see our current disclosures (Form ADV). To obtain a copy of our current disclosures, you may contact your client service representative by calling the number on the front of this statement or you may visit our website at www.chandlerasset.com.

Information contained in this monthly statement is confidential and is provided for informational purposes only and should not be construed as specific investment or legal advice. The information contained herein was obtained from sources believed to be reliable as of the date of this statement, but may become outdated or superseded at any time without notice.

Custody: Your qualified custodian bank maintains control of all assets reflected in this statement and we urge you to compare this statement to the one you receive from your qualified custodian. Chandler does not have any authority to withdraw or deposit funds from/to the custodian account.

Valuation: Prices are provided by IDC, an independent pricing source. In the event IDC does not provide a price or if the price provided is not reflective of fair market value, Chandler will obtain pricing from an alternative approved third party pricing source in accordance with our written valuation policy and procedures. Our valuation procedures are also disclosed in Item 5 of our Form ADV Part 2A.

Performance: Performance results are presented gross-of-advisory fees and represent the client's Total Return. The deduction of advisory fees lowers performance results. These results include the reinvestment of dividends and other earnings. Past performance may not be indicative of future results. Therefore, clients should not assume that future performance of any specific investment or investment strategy will be profitable or equal to past performance levels. All investment strategies have the potential for profit or loss. Economic factors, market conditions or changes in investment strategies, contributions or withdrawals may materially alter the performance and results of your portfolio.

Source ice Data Indices, LLC ("ICE"), used with permission. ICE PERMITS USE OF THE ICE INDICES AND RELATED DATA ON AN "AS IS" BASIS; ICE, ITS AFFILIATES AND THEIR RESPECTIVE THIRD PARTY SUPPLIERS DISCLAIM ANY AND ALL WARRANTIES AND REPRESENTATIONS, EXPRESS AND/OR IMPLIED, INCLUDING ANY WARRANTIES OF MERCHANTABILITY OR FITNESS FOR A PARTICULAR PURPOSE OR USE, INCLUDING THE INDICES, INDEX DATA AND ANY DATA INCLUDED IN, RELATED TO, OR DERIVED THEREFROM. NEITHER ICE DATA, ITS AFFILIATES OR THEIR RESPECTIVE THIRD PARTY PROVIDERS GUARANTEE THE QUALITY, ADEQUACY, ACCURACY, TIMELINESS OR COMPLETENESS OF THE INDICES OR THE INDEX DATA OR ANY COMPONENT THEREOF, AND THE INDICES AND INDEX DATA AND ALL COMPONENTS THEREOF ARE PROVIDED ON AN "AS IS" BASIS AND LICENSEE'S USE IS AT LICENSEE'S OWN RISK. ICE DATA, ITS AFFILIATES AND THEIR RESPECTIVE THIRD PARTY DO NOT SPONSOR, ENDORSE, OR RECOMMEND CHANDLER, OR ANY OF ITS PRODUCTS OR SERVICES.

Index returns assume reinvestment of all distributions. Historical performance results for investment indexes generally do not reflect the deduction of transaction and/or custodial charges or the deduction of an investment management fee, the incurrence of which would have the effect of decreasing historical performance results. It is not possible to invest directly in an index.

Ratings: Ratings information have been provided by Moody's, S&P and Fitch through data feeds we believe to be reliable as of the date of this statement, however we cannot guarantee its accuracy.

Security level ratings for U.S. Agency issued mortgage-backed securities ("MBS") reflect the issuer rating because the securities themselves are not rated. The issuing U.S. Agency guarantees the full and timely payment of both principal and interest and carries a AA+/Aaa/AAA by S&P, Moody's and Fitch respectively.



Benchmark Index	Disclosure
Multi Asset Class Index*	<p>The S&P 500 is a market value weighted index of 500 large-capitalization stocks. The 500 companies included in the index capture approximately 80% of available US market capitalization.</p> <p>The MSCI EAFE International Equity Index is a market capitalization weighted index that captures international equity performance of large- and mid-cap stocks in the developed stock markets of Europe, Australasia, and the Far East.</p> <p>The ICE BofA US Corporate, Government & Mortgage Index tracks the performance of US dollar denominated investment grade debt publicly issued in the US domestic market, including US Treasuries, quasi-governments, corporates, covered bonds and residential mortgage pass-throughs. Non-residential mortgage collateralized debt such as commercial mortgage backed securities and asset backed securities are excluded from this index, as are all collateralized mortgage obligations. Most qualifying securities must have an investment grade rating (based on an average of Moody's, S&P and Fitch). They must also have at least one year remaining term to final maturity, at least 18 months to final maturity at point of issuance and a fixed coupon schedule. Amounts outstanding for qualifying US Treasuries must be at least \$1 billion; US agencies, foreign governments, supranationals, corporates and covered bonds must have at least \$250 million outstanding. Qualifying residential mortgage pass-through securities include fixed rate securities publicly issued by US agencies. 30-year, 20-year and 15-year fixed rate mortgage pools must have at least one year remaining term to final maturity and a minimum amount outstanding of at least \$5 billion per generic coupon and \$250 million per production year within each generic coupon.</p>

City of Corona Consolidated

Account #10003

Portfolio Summary

As of May 31, 2023



PORTFOLIO CHARACTERISTICS

Average Modified Duration	1.59
Average Coupon	2.74%
Average Purchase YTM	2.81%
Average Market YTM	4.61%
Average S&P/Moody Rating	AA+/Aa1
Average Final Maturity	1.83 yrs
Average Life	1.69 yrs

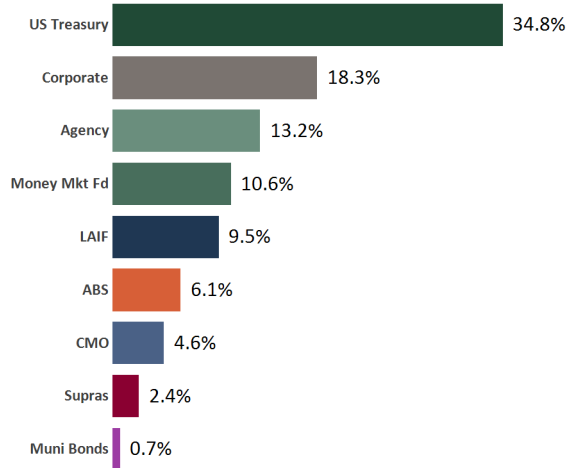
ACCOUNT SUMMARY

	Beg. Values as of 4/30/23	End Values as of 5/31/23
Market Value	460,857,734	486,092,629
Accrued Interest	1,732,933	2,175,191
Total Market Value	462,590,667	488,267,820
Income Earned	947,948	926,804
Cont/WD		-83,500,000
Par	475,815,925	503,170,925
Book Value	475,447,884	502,217,204
Cost Value	475,447,884	502,217,204

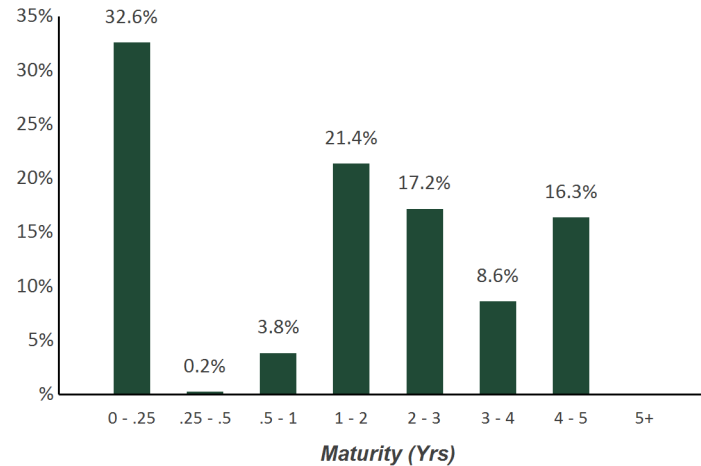
TOP ISSUERS

Government of United States	34.8%
Federated Govt Obligation Money	10.6%
Local Agency Investment Fund	9.5%
Federal Home Loan Mortgage Corp	8.2%
Federal National Mortgage Assoc	6.1%
Federal Home Loan Bank	2.8%
Inter-American Dev Bank	1.2%
Intl Bank Recon and Development	1.2%
Total	74.3%

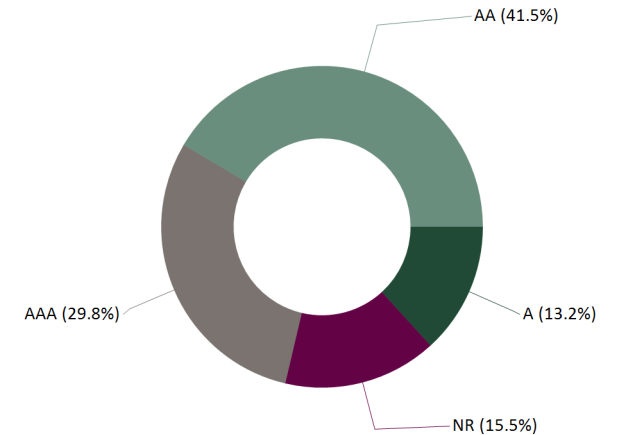
SECTOR ALLOCATION



MATURITY DISTRIBUTION



CREDIT QUALITY (S&P)



Statement of Compliance

As of May 31, 2023



City of Corona Consolidated

This portfolio is a consolidation of assets managed by Chandler Asset Management and assets managed internally by Client. Chandler relies on Client to provide accurate information for reporting assets and producing this compliance statement.

Category	Standard	Comment
U.S. Treasuries	No limit; 5 years max maturity	Complies
Federal Agencies	75% max; 5 years max maturity	Complies
Supranational Obligations	"AA" rated or better by a NRSRO; 10% max per issuer; 5 years max maturity; Washington D.C. based issuers: IADB, IBRD, and IFC	Complies
Municipal Securities	"A" rating or better by a NRSRO; 25% max; 5% max per issuer; 5 years max maturity	Complies
Corporate Medium Term Notes	"A" rating category or better by NRSRO; 30% max; 5% max per issuer; 5 years max maturity; Issued by corporations; U.S. domiciled corporations or U.S. licensed depository	Complies
Asset-Backed, Mortgage-Backed Pass-Through Securities, Collateralized Mortgage Obligations (Non-Government Issued)	"AA" or rating category or better by a NRSRO; 15% max; 5% max per issuer; 5 years max maturity; Non-Government issued	Complies
Negotiable Certificates of Deposit	"A-1/P-1" or better short term debt rating; and "A2/A" or better long term debt rating; 20% max; 5% max per issuer; 3 years max maturity; May not exceed shareholder's equity of issuing bank or net worth of issuing S&L or Federal Association; Issued by a nationally or state chartered bank, a federal association, or a state licensed branch of a foreign owned bank (insured by federal government)	Complies
Banker's Acceptances	20% max; 25% max per institution; 180 days max maturity	Complies
Commercial Paper	"A-1/P-1" rating for issuer's Commercial Paper; "A2/A" or higher rating on long term debt; 25% max; 40% max in Commercial Paper if the Agency's investment assets under management are greater than \$100 million; 5% max per issuer; 10% max of the issuer's outstanding paper; 270 days max maturity; U.S. domiciled corporations with assets > \$500 million	Complies
Mutual Funds and Money Market Mutual Funds	Highest rating or "AAA" rated by two NRSROs; SEC registered investment adviser with AUM >\$500 million and experience > 5 years; 20% max in Mutual Funds and Money Market Mutual Fund; 20% max in Money Market Mutual Funds; 10% max in Mutual Fund	Complies
Local Agency Investment Fund (LAIF)	Limit set by LAIF; State of California Local Agency Investment Fund (LAIF) or other Local Government Investment Pools established by public entities; Not used by investment adviser	Complies
Repurchase Agreements	10% max; 5% max per issuer; 14 days max maturity; 102% collateral or greater with securities permitted in the policy; Not used by investment adviser	Complies
Max Per Issuer	5% max per issuer, unless otherwise specified in the policy, other than U.S. Government, its Agencies and instrumentalities, Money Market Mutual Funds, and LAIF	Complies
Maximum Maturity	5 years	Complies

City of Corona Consolidated

Account #10003

Holdings Report

As of May 31, 2023



CUSIP	Security Description	Par Value/Units	Purchase Date Book Yield	Cost Value Book Value	Mkt Price Mkt YTM	Market Value Accrued Int.	% of Port. Gain/Loss	Moody/S&P Fitch	Maturity Duration
ABS									
44891VAC5	Hyundai Auto Lease Trust 2021-B A3 0.33% Due 6/17/2024	814,769.57	06/08/2021 0.34%	814,647.36 814,647.36	99.20 5.78%	808,266.89 119.50	0.17% (6,380.47)	Aaa / AAA NR	1.05 0.14
43813DAC2	Honda Auto Receivables 2020-2 A3 0.82% Due 7/15/2024	121,015.34	05/18/2020 0.83%	121,005.82 121,005.82	99.32 5.42%	120,189.31 44.10	0.02% (816.51)	Aaa / AAA NR	1.13 0.15
47789KAC7	John Deere Owner Trust 2020-A A3 1.1% Due 8/15/2024	69,203.93	Various 1.00%	69,353.07 69,353.07	99.82 5.24%	69,077.01 33.84	0.01% (276.06)	Aaa / NR AAA	1.21 0.04
43813KAC6	Honda Auto Receivables Trust 2020-3 A3 0.37% Due 10/18/2024	441,094.51	09/22/2020 0.38%	441,029.71 441,029.71	98.37 5.94%	433,907.32 58.94	0.09% (7,122.39)	NR / AAA AAA	1.39 0.29
36262XAC8	GM Financial Auto Lease Trust 2021-3 A2 0.39% Due 10/21/2024	1,553,074.48	08/10/2021 0.39%	1,553,053.36 1,553,053.36	98.31 5.80%	1,526,874.11 185.07	0.31% (26,179.25)	NR / AAA AAA	1.39 0.31
47787NAC3	John Deere Owner Trust 2020-B A3 0.51% Due 11/15/2024	89,654.01	07/14/2020 0.52%	89,640.35 89,640.35	99.10 5.15%	88,845.69 20.32	0.02% (794.66)	Aaa / NR AAA	1.46 0.19
09690AAC7	BMW Vehicle Lease Trust 2021-2 A3 0.33% Due 12/26/2024	512,896.93	09/08/2021 0.34%	512,844.00 512,844.00	98.47 6.14%	505,071.66 28.21	0.10% (7,772.34)	Aaa / NR AAA	1.58 0.26
89236XAC0	Toyota Auto Receivables 2020-D A3 0.35% Due 1/15/2025	314,555.90	10/06/2020 0.36%	314,497.29 314,497.29	98.65 6.12%	310,315.99 48.93	0.06% (4,181.30)	NR / AAA AAA	1.63 0.23
44891WAC3	Hyundai Auto Lease Trust 2022-A A3 1.16% Due 1/15/2025	1,205,000.00	01/11/2022 1.16%	1,204,973.37 1,204,973.37	97.80 5.88%	1,178,526.15 621.24	0.24% (26,447.22)	Aaa / AAA NR	1.63 0.46
92290BAA9	Verizon Owner Trust 2020-B A 0.47% Due 2/20/2025	443,393.74	08/04/2020 0.48%	443,300.62 443,300.62	99.10 5.59%	439,387.23 63.68	0.09% (3,913.39)	Aaa / NR AAA	1.73 0.17
89238LAC4	Toyota Lease Owner Trust 2022-A A3 1.96% Due 2/20/2025	2,565,000.00	02/23/2022 1.98%	2,564,596.27 2,564,596.27	97.33 6.05%	2,496,429.86 1,536.15	0.51% (68,166.41)	NR / AAA AAA	1.73 0.66
36265MAC9	GM Financial Auto Lease Trust 2022-1 A3 1.9% Due 3/20/2025	2,105,000.00	02/15/2022 1.91%	2,104,981.90 2,104,981.90	97.66 5.90%	2,055,743.00 1,222.07	0.42% (49,238.90)	Aaa / NR AAA	1.81 0.59
05601XAC3	BMW Vehicle Lease Trust 2022-1 A3 1.1% Due 3/25/2025	916,544.65	01/11/2022 1.11%	916,407.62 916,407.62	97.94 6.15%	897,646.42 168.03	0.18% (18,761.20)	NR / AAA AAA	1.82 0.41
43813GAC5	Honda Auto Receivables Trust 2021-1 A3 0.27% Due 4/21/2025	348,110.07	02/17/2021 0.27%	348,103.71 348,103.71	97.44 6.07%	339,202.28 26.11	0.07% (8,901.43)	Aaa / NR AAA	1.89 0.44

City of Corona Consolidated

Holdings Report



Account #10003

As of May 31, 2023

CUSIP	Security Description	Par Value/Units	Purchase Date Book Yield	Cost Value Book Value	Mkt Price Mkt YTM	Market Value Accrued Int.	% of Port. Gain/Loss	Moody/S&P Fitch	Maturity Duration
ABS									
44891RAC4	Hyundai Auto Receivables Trust 2020-C A3 0.38% Due 5/15/2025	650,180.93	10/20/2020 0.39%	650,031.20 650,031.20	97.85 6.22%	636,176.68 109.81	0.13% (13,854.52)	NR / AAA AAA	1.96 0.37
89240BAC2	Toyota Auto Receivables Owners 2021- A A3 0.26% Due 5/15/2025	1,269,438.37	02/02/2021 0.27%	1,269,202.77 1,269,202.77	97.26 6.65%	1,234,630.37 146.69	0.25% (34,572.40)	Aaa / NR AAA	1.96 0.43
44933LAC7	Hyundai Auto Receivables Trust 2021-A A3 0.38% Due 9/15/2025	867,354.49	04/20/2021 0.38%	867,263.25 867,263.25	97.28 5.74%	843,755.51 146.49	0.17% (23,507.74)	NR / AAA AAA	2.30 0.51
43815GAC3	Honda Auto Receivables Trust 2021-4 A3 0.88% Due 1/21/2026	1,025,000.00	11/16/2021 0.89%	1,024,783.93 1,024,783.93	95.64 5.81%	980,258.75 250.56	0.20% (44,525.18)	Aaa / NR AAA	2.65 0.89
47789QAC4	John Deere Owner Trust 2021-B A3 0.52% Due 3/16/2026	1,183,480.05	07/13/2021 0.52%	1,183,374.48 1,183,374.48	95.73 5.90%	1,132,933.62 273.52	0.23% (50,440.86)	Aaa / NR AAA	2.79 0.79
89238JAC9	Toyota Auto Receivables Trust 2021-D A3 0.71% Due 4/15/2026	955,000.00	11/09/2021 0.71%	954,979.66 954,979.66	95.61 5.79%	913,121.34 301.36	0.19% (41,858.32)	NR / AAA AAA	2.88 0.87
44935FAD6	Hyundai Auto Receivables Trust 2021-C A3 0.74% Due 5/15/2026	730,000.00	11/09/2021 0.75%	729,837.06 729,837.06	95.75 5.82%	698,999.10 240.09	0.14% (30,837.96)	NR / AAA AAA	2.96 0.84
43815BAC4	Honda Auto Receivables Trust 2022-1 A3 1.88% Due 5/15/2026	1,650,000.00	02/15/2022 1.89%	1,649,751.84 1,649,751.84	95.71 5.44%	1,579,284.30 1,378.67	0.32% (70,467.54)	Aaa / AAA NR	2.96 1.22
05602RAD3	BMW Vehicle Owner Trust 2022-A A3 3.21% Due 8/25/2026	1,065,000.00	05/10/2022 3.23%	1,064,944.62 1,064,944.62	97.03 5.97%	1,033,364.18 569.78	0.21% (31,580.44)	Aaa / AAA NR	3.24 1.09
362554AC1	GM Financial Securitized Term 2021-4 A3 0.68% Due 9/16/2026	780,000.00	10/13/2021 0.68%	779,980.11 779,980.11	95.28 5.93%	743,148.12 221.00	0.15% (36,831.99)	Aaa / AAA NR	3.30 0.90
47787JAC2	John Deere Owner Trust 2022-A A3 2.32% Due 9/16/2026	1,010,000.00	03/10/2022 2.34%	1,009,776.59 1,009,776.59	96.10 5.82%	970,641.31 1,041.42	0.20% (39,135.28)	Aaa / NR AAA	3.30 1.12
448977AD0	Hyundai Auto Receivables Trust 2022-A A3 2.22% Due 10/15/2026	1,350,000.00	03/09/2022 2.23%	1,349,948.03 1,349,948.03	95.97 5.55%	1,295,596.36 1,332.00	0.27% (54,351.67)	NR / AAA AAA	3.38 1.22

City of Corona Consolidated

Holdings Report



Account #10003

As of May 31, 2023

CUSIP	Security Description	Par Value/Units	Purchase Date Book Yield	Cost Value Book Value	Mkt Price Mkt YTM	Market Value Accrued Int.	% of Port. Gain/Loss	Moody/S&P Fitch	Maturity Duration
ABS									
380146AC4	GM Financial Auto Receivables 2022-1 A3 1.26% Due 11/16/2026	660,000.00	01/11/2022 1.27%	659,942.65 659,942.65	95.34 5.74%	629,212.99 346.50	0.13% (30,729.66)	NR / AAA AAA	3.47 1.05
02582JIT8	American Express Credit Trust 2022-2 A 3.39% Due 5/17/2027	2,765,000.00	05/17/2022 3.42%	2,764,388.38 2,764,388.38	97.20 4.95%	2,687,627.01 4,165.93	0.55% (76,761.37)	NR / AAA AAA	3.96 1.84
92348KAV5	Verizon Master Trust 2022-5 A1A 3.72% Due 7/20/2027	1,150,000.00	08/02/2022 3.75%	1,149,949.40 1,149,949.40	98.64 5.27%	1,134,333.55 1,307.17	0.23% (15,615.85)	NR / AAA AAA	4.14 1.17
47800CAC0	John Deere Owner Trust 2023-A A3 5.01% Due 11/15/2027	1,880,000.00	02/22/2023 5.07%	1,879,657.46 1,879,657.46	100.13 5.00%	1,882,402.64 4,186.13	0.39% 2,745.18	Aaa / NR AAA	4.46 1.97
Total ABS		30,489,766.97	1.76%	30,486,245.88	5.72%	29,664,968.75 20,193.31	6.08% (821,277.13)	Aaa / AAA AAA	2.64 0.89

AGENCY									
3130A1XJ2	FHLB Note 2.875% Due 6/14/2024	5,500,000.00	Various 1.95%	5,740,000.40 5,740,000.40	97.73 5.15%	5,375,243.51 73,352.43	1.12% (364,756.89)	Aaa / AA+ NR	1.04 0.99
3130A2UW4	FHLB Note 2.875% Due 9/13/2024	4,000,000.00	09/13/2019 1.79%	4,206,760.00 4,206,760.00	97.59 4.83%	3,903,708.00 24,916.67	0.80% (303,052.00)	Aaa / AA+ AAA	1.29 1.23
3135G0W66	FNMA Note 1.625% Due 10/15/2024	3,500,000.00	Various 1.21%	3,564,275.00 3,564,275.00	95.80 4.82%	3,353,164.50 7,267.36	0.69% (211,110.50)	Aaa / AA+ AAA	1.38 1.33
3130AQF40	FHLB Note 1% Due 12/20/2024	4,300,000.00	12/21/2021 1.02%	4,297,205.00 4,297,205.00	94.47 4.73%	4,062,326.10 19,230.56	0.84% (234,878.90)	Aaa / AA+ AAA	1.56 1.50
3135G0X24	FNMA Note 1.625% Due 1/7/2025	4,220,000.00	Various 1.30%	4,282,878.20 4,282,878.20	95.30 4.70%	4,021,862.56 27,430.00	0.83% (261,015.64)	Aaa / AA+ AAA	1.61 1.54
3137EAEPO	FHLMC Note 1.5% Due 2/12/2025	6,575,000.00	02/13/2020 1.52%	6,569,937.25 6,569,937.25	94.96 4.62%	6,243,889.58 29,861.46	1.28% (326,047.67)	Aaa / AA+ AAA	1.71 1.64
3135G03U5	FNMA Note 0.625% Due 4/22/2025	5,270,000.00	04/22/2020 0.67%	5,259,143.80 5,259,143.80	93.01 4.52%	4,901,426.74 3,568.23	1.00% (357,717.06)	Aaa / AA+ AAA	1.90 1.84
3135G04Z3	FNMA Note 0.5% Due 6/17/2025	6,200,000.00	Various 0.51%	6,196,731.90 6,196,731.90	92.34 4.46%	5,725,092.40 14,122.22	1.18% (471,639.50)	Aaa / AA+ AAA	2.05 1.99
3137EAEU9	FHLMC Note 0.375% Due 7/21/2025	6,300,000.00	Various 0.45%	6,277,899.60 6,277,899.60	91.69 4.49%	5,776,753.50 8,531.25	1.18% (501,146.10)	Aaa / AA+ AAA	2.14 2.08
3135G05X7	FNMA Note 0.375% Due 8/25/2025	6,285,000.00	Various 0.46%	6,260,439.20 6,260,439.20	91.46 4.44%	5,747,959.32 6,285.00	1.18% (512,479.88)	Aaa / AA+ AAA	2.24 2.18

City of Corona Consolidated

Holdings Report



Account #10003

As of May 31, 2023

CUSIP	Security Description	Par Value/Units	Purchase Date Book Yield	Cost Value Book Value	Mkt Price Mkt YTM	Market Value Accrued Int.	% of Port. Gain/Loss	Moody/S&P Fitch	Maturity Duration
AGENCY									
3137EAEX3	FHLMC Note 0.375% Due 9/23/2025	6,295,000.00	Various 0.44%	6,276,346.05 6,276,346.05	91.26 4.39%	5,745,081.39 4,458.96	1.18% (531,264.66)	Aaa / AA+ AAA	2.32 2.25
3135G06G3	FNMA Note 0.5% Due 11/7/2025	6,300,000.00	Various 0.57%	6,279,895.00 6,279,895.00	91.20 4.35%	5,745,568.51 2,100.00	1.18% (534,326.49)	Aaa / AA+ AAA	2.44 2.37
880591EZ1	Tennessee Valley Authority Note 3.875% Due 3/15/2028	3,500,000.00	05/04/2023 3.56%	3,548,755.00 3,548,755.00	99.73 3.94%	3,490,693.50 22,980.90	0.72% (58,061.50)	Aaa / AA+ AAA	4.79 4.31
Total Agency		68,245,000.00	1.08%	68,760,266.40	4.57%	64,092,769.61 244,105.04	13.18% (4,667,496.79)	Aaa / AA+ AAA	2.01 1.93
CMO									
3137B4WB8	FHLMC K033 A2 3.06% Due 7/25/2023	1,625,486.06	07/23/2019 2.18%	1,678,314.35 1,678,314.35	99.62 4.41%	1,619,294.45 829.00	0.33% (59,019.90)	Aaa / NR NR	0.15 0.13
3137B7MZ9	FHLMC K036 A2 3.527% Due 10/25/2023	970,276.97	05/16/2019 2.57%	1,008,102.62 1,008,102.62	99.21 5.61%	962,605.96 570.36	0.20% (45,496.66)	Aaa / NR AAA	0.40 0.27
3137BSP72	FHLMC K058 A2 2.653% Due 8/25/2026	1,500,000.00	11/12/2021 1.35%	1,586,425.78 1,586,425.78	94.77 4.40%	1,421,518.50 3,316.25	0.29% (164,907.28)	NR / NR AAA	3.24 2.99
3137BSRE5	FHLMC K059 A2 3.12% Due 9/25/2026	3,000,000.00	02/18/2022 1.98%	3,128,437.50 3,128,437.50	96.08 4.40%	2,882,352.00 7,800.00	0.59% (246,085.50)	NR / AAA AAA	3.32 2.99
3137FBBX3	FHLMC K068 A2 3.244% Due 8/25/2027	2,650,000.00	11/02/2022 4.79%	2,482,408.20 2,482,408.20	95.81 4.33%	2,538,872.25 7,163.83	0.52% 56,464.05	Aaa / NR NR	4.24 3.80
3137F4D41	FHLMC K074 A2 3.6% Due 1/25/2028	3,000,000.00	03/16/2023 4.93%	2,911,054.69 2,911,054.69	97.07 4.29%	2,912,043.00 1,800.00	0.60% 988.31	NR / NR AAA	4.66 4.12
3137FETN0	FHLMC K073 A2 3.35% Due 1/25/2028	5,000,000.00	Various 4.58%	4,748,624.69 4,748,624.69	96.25 4.24%	4,812,445.00 2,791.67	0.99% 63,820.31	NR / NR AAA	4.66 4.13
3137FG6X8	FHLMC K077 A2 3.85% Due 5/25/2028	5,320,000.00	Various 4.60%	5,229,125.01 5,229,125.01	98.36 4.20%	5,232,736.04 3,413.66	1.07% 3,611.03	NR / NR AAA	4.99 4.37
Total CMO		23,065,763.03	3.80%	22,772,492.84	4.35%	22,381,867.20 27,684.77	4.59% (390,625.64)	Aaa / AAA AAA	3.92 3.47
CORPORATE									
808513BN4	Charles Schwab Corp Callable Note Cont 2/18/2024 0.75% Due 3/18/2024	1,775,000.00	03/16/2021 0.77%	1,774,112.50 1,774,112.50	96.04 5.90%	1,704,779.23 2,699.48	0.35% (69,333.27)	A2 / A- A	0.80 0.77

City of Corona Consolidated

Holdings Report



Account #10003

As of May 31, 2023

CUSIP	Security Description	Par Value/Units	Purchase Date Book Yield	Cost Value Book Value	Mkt Price Mkt YTM	Market Value Accrued Int.	% of Port. Gain/Loss	Moody/S&P Fitch	Maturity Duration
CORPORATE									
79466LAG9	Salesforce.com Inc Callable Note Cont 7/15/2022 0.625% Due 7/15/2024	3,100,000.00	Various 0.92%	3,076,192.60 3,076,192.60	95.12 5.15%	2,948,800.60 7,319.44	0.61% (127,392.00)	A2 / A+ NR	1.13 1.09
78015K7C2	Royal Bank of Canada Note 2.25% Due 11/1/2024	3,600,000.00	12/05/2019 2.26%	3,598,128.00 3,598,128.00	95.69 5.45%	3,444,840.00 6,750.00	0.71% (153,288.00)	A1 / A AA-	1.42 1.36
14913Q3B3	Caterpillar Finl Service Note 2.15% Due 11/8/2024	2,593,000.00	Various 1.88%	2,624,484.21 2,624,484.21	96.14 4.97%	2,492,886.86 3,561.77	0.51% (131,597.35)	A2 / A A+	1.44 1.39
74153WCQ0	Pricoa Global Funding Note 1.15% Due 12/6/2024	1,975,000.00	12/01/2021 1.19%	1,972,965.75 1,972,965.75	93.65 5.58%	1,849,548.00 11,040.80	0.38% (123,417.75)	Aa3 / AA- AA-	1.52 1.46
89236TJT3	Toyota Motor Credit Corp Note 1.45% Due 1/13/2025	2,700,000.00	01/10/2022 1.50%	2,696,382.00 2,696,382.00	94.61 4.96%	2,554,507.80 15,007.50	0.53% (141,874.20)	A1 / A+ A+	1.62 1.56
64952WEK5	New York Life Global Note 1.45% Due 1/14/2025	3,745,000.00	01/11/2022 1.49%	3,740,955.40 3,740,955.40	94.54 5.00%	3,540,684.04 20,665.12	0.73% (200,271.36)	Aaa / AA+ AAA	1.63 1.56
90331HPL1	US Bank NA Callable Note Cont 12/21/2024 2.05% Due 1/21/2025	4,145,000.00	01/16/2020 2.10%	4,136,171.15 4,136,171.15	94.37 5.70%	3,911,449.98 30,684.51	0.81% (224,721.17)	A2 / A+ AA-	1.65 1.56
69371RR73	Paccar Financial Corp Note 2.85% Due 4/7/2025	2,970,000.00	03/31/2022 2.86%	2,969,227.80 2,969,227.80	96.37 4.92%	2,862,278.10 12,696.75	0.59% (106,949.70)	A1 / A+ NR	1.85 1.76
78016EZ59	Royal Bank of Canada Note 3.375% Due 4/14/2025	1,270,000.00	04/07/2022 3.39%	1,269,530.10 1,269,530.10	96.76 5.21%	1,228,893.91 5,595.94	0.25% (40,636.19)	A1 / A AA-	1.87 1.77
06367WB85	Bank of Montreal Note 1.85% Due 5/1/2025	2,761,000.00	07/23/2021 0.85%	2,862,660.02 2,862,660.02	93.68 5.36%	2,586,468.91 4,256.54	0.53% (276,191.11)	A2 / A- AA-	1.92 1.84
14913R2V8	Caterpillar Financial Service Note 3.4% Due 5/13/2025	1,460,000.00	05/10/2022 3.44%	1,458,145.80 1,458,145.80	97.40 4.81%	1,421,991.82 2,482.00	0.29% (36,153.98)	A2 / A A+	1.95 1.86
46647PCH7	JP Morgan Chase & Co Callable Note Cont 6/1/2024 0.824% Due 6/1/2025	3,295,000.00	05/24/2021 1.97%	3,299,268.65 3,299,268.65	95.00 5.88%	3,130,375.21 13,575.40	0.64% (168,893.44)	A1 / A- AA-	2.01 1.91
63743HFE7	National Rural Utilities Note 3.45% Due 6/15/2025	940,000.00	04/27/2022 3.46%	939,746.20 939,746.20	96.67 5.19%	908,677.32 14,953.83	0.19% (31,068.88)	A2 / A- A	2.04 1.90
46647PCK0	JP Morgan Chase & Co Callable Note Cont 6/23/2024 0.969% Due 6/23/2025	1,565,000.00	Various 2.11%	1,565,968.20 1,565,968.20	95.10 5.77%	1,488,236.75 6,655.68	0.31% (77,731.45)	A1 / A- AA-	2.07 1.89
66815L2J7	Northwestern Mutual Gbl Note 4% Due 7/1/2025	2,350,000.00	06/27/2022 4.01%	2,349,201.00 2,349,201.00	97.69 5.18%	2,295,764.35 39,166.67	0.48% (53,436.65)	Aaa / AA+ AAA	2.09 1.94

City of Corona Consolidated

Holdings Report



Account #10003

As of May 31, 2023

CUSIP	Security Description	Par Value/Units	Purchase Date Book Yield	Cost Value Book Value	Mkt Price Mkt YTM	Market Value Accrued Int.	% of Port. Gain/Loss	Moody/S&P Fitch	Maturity Duration
CORPORATE									
40139LBC6	Guardian Life Glob Fun Note 0.875% Due 12/10/2025	3,000,000.00	Various 1.12%	2,969,700.00 2,969,700.00	89.35 5.44%	2,680,596.00 12,468.76	0.55% (289,104.00)	Aa1 / AA+ NR	2.53 2.42
66815L2A6	Northwestern Mutual Glbl Note 0.8% Due 1/14/2026	1,870,000.00	12/06/2021 1.47%	1,820,388.90 1,820,388.90	89.70 5.05%	1,677,330.16 5,693.11	0.34% (143,058.74)	Aaa / AA+ AAA	2.63 2.52
46647PBK1	JP Morgan Chase & Co Callable Note Cont 4/22/2025 2.083% Due 4/22/2026	1,000,000.00	05/20/2021 2.24%	1,037,330.00 1,037,330.00	94.02 5.44%	940,230.00 2,256.58	0.19% (97,100.00)	A1 / A- AA-	2.90 1.81
6174468Q5	Morgan Stanley Callable Note Cont 4/28/2025 2.188% Due 4/28/2026	1,600,000.00	05/18/2022 4.93%	1,511,376.00 1,511,376.00	94.41 5.30%	1,510,582.40 3,209.07	0.31% (793.60)	A1 / A- A+	2.91 1.83
023135BX3	Amazon.com Inc Callable Note Cont 4/12/2026 1% Due 5/12/2026	4,865,000.00	05/10/2021 1.09%	4,843,983.20 4,843,983.20	90.68 4.41%	4,411,718.22 2,567.64	0.90% (432,264.98)	A1 / AA AA-	2.95 2.85
91324PEC2	United Health Group Inc Callable Note Cont 4/15/2026 1.15% Due 5/15/2026	805,000.00	Various 1.08%	807,605.05 807,605.05	91.05 4.41%	732,967.80 411.44	0.15% (74,637.25)	A3 / A+ A	2.96 2.85
89236TJK2	Toyota Motor Credit Corp Note 1.125% Due 6/18/2026	3,325,000.00	06/15/2021 1.13%	3,323,537.00 3,323,537.00	90.01 4.68%	2,992,706.15 16,936.72	0.62% (330,830.85)	A1 / A+ A+	3.05 2.92
06051GJD2	Bank of America Corp Callable Note Cont 6/19/2025 1.319% Due 6/19/2026	3,000,000.00	Various 2.23%	3,007,920.00 3,007,920.00	91.73 5.64%	2,751,846.00 17,806.50	0.57% (256,074.00)	A1 / A- AA-	3.05 1.96
57629WDE7	Mass Mutual Global funding Note 1.2% Due 7/16/2026	2,272,000.00	08/10/2021 1.21%	2,271,369.92 2,271,369.92	89.30 4.94%	2,028,927.80 10,224.00	0.42% (242,442.12)	Aa3 / AA+ AA+	3.13 2.98
58989V2D5	Met Tower Global Funding Note 1.25% Due 9/14/2026	1,715,000.00	09/07/2021 1.27%	1,713,422.20 1,713,422.20	88.43 5.12%	1,516,550.49 4,585.24	0.31% (196,871.71)	Aa3 / AA- AA-	3.29 3.14
931142ER0	Wal-Mart Stores Callable Note Cont 08/17/2026 1.05% Due 9/17/2026	785,000.00	09/08/2021 1.09%	783,516.35 783,516.35	90.11 4.30%	707,344.66 1,694.29	0.15% (76,171.69)	Aa2 / AA AA	3.30 3.17
59217GER6	Metlife Note 1.875% Due 1/11/2027	2,485,000.00	01/03/2022 1.90%	2,482,167.10 2,482,167.10	89.43 5.12%	2,222,397.63 18,119.79	0.46% (259,769.47)	Aa3 / AA- AA-	3.62 3.39
808513BY0	Charles Schwab Corp Callable Note Cont 2/3/2027 2.45% Due 3/3/2027	1,300,000.00	03/09/2022 2.73%	1,282,866.00 1,282,866.00	89.49 5.59%	1,163,333.60 7,785.56	0.24% (119,532.40)	A2 / A- A	3.76 3.48
89114TZT2	Toronto-Dominion Bank Note 2.8% Due 3/10/2027	1,900,000.00	03/09/2022 2.97%	1,884,933.00 1,884,933.00	91.98 5.16%	1,747,648.50 11,970.00	0.36% (137,284.50)	A1 / A NR	3.78 3.49

City of Corona Consolidated

Holdings Report



Account #10003

As of May 31, 2023

CUSIP	Security Description	Par Value/Units	Purchase Date Book Yield	Cost Value Book Value	Mkt Price Mkt YTM	Market Value Accrued Int.	% of Port. Gain/Loss	Moody/S&P Fitch	Maturity Duration
CORPORATE									
06051GHT9	Bank of America Corp Callable Note 1X 4/23/2026 3.559% Due 4/23/2027	3,000,000.00	Various 4.91%	2,906,255.64 2,906,255.64	94.86 5.50%	2,845,863.00 11,270.16	0.59% (60,392.64)	A1 / A- AA-	3.90 2.69
665859AW4	Northern Trust Company Callable Note Cont 4/10/2027 4% Due 5/10/2027	1,345,000.00	05/05/2022 4.04%	1,342,821.10 1,342,821.10	97.22 4.78%	1,307,580.76 3,138.33	0.27% (35,240.34)	A2 / A+ A+	3.95 3.59
91324PEG3	United Health Group Inc Callable Note Cont 4/15/2027 3.7% Due 5/15/2027	1,365,000.00	05/17/2022 3.69%	1,365,638.40 1,365,638.40	97.67 4.35%	1,333,177.77 2,244.66	0.27% (32,460.63)	A3 / A+ A	3.96 3.63
22160KAM7	Costco Wholesale Corp Callable Note Cont 2/18/2027 3% Due 5/18/2027	2,500,000.00	07/15/2022 3.53%	2,441,975.00 2,441,975.00	95.90 4.13%	2,397,465.00 2,708.33	0.49% (44,510.00)	Aa3 / A+ NR	3.97 3.68
89115A2C5	Toronto-Dominion Bank Note 4.108% Due 6/8/2027	1,400,000.00	08/26/2022 4.18%	1,395,310.00 1,395,310.00	96.26 5.15%	1,347,613.40 27,637.71	0.28% (47,696.60)	A1 / A NR	4.02 3.57
756109AU8	Realty Income Corp Callable Note Cont 10/15/2027 3.65% Due 1/15/2028	4,500,000.00	Various 4.99%	4,242,810.00 4,242,810.00	94.07 5.10%	4,233,289.50 62,050.00	0.88% (9,520.50)	A3 / A- NR	4.63 4.12
24422EWR6	John Deere Capital Corp Note 4.75% Due 1/20/2028	2,450,000.00	01/23/2023 4.40%	2,487,705.50 2,487,705.50	101.00 4.51%	2,474,448.55 45,903.47	0.52% (13,256.95)	A2 / A A+	4.64 4.05
91324PEP3	United Health Group Inc Callable Note Cont 1/15/2028 5.25% Due 2/15/2028	1,500,000.00	02/16/2023 4.76%	1,532,220.00 1,532,220.00	102.92 4.54%	1,543,872.00 23,187.50	0.32% 11,652.00	A3 / A+ A	4.72 4.02
57636QAW4	MasterCard Inc Callable Note Cont 2/9/28 4.875% Due 3/9/2028	2,090,000.00	03/06/2023 4.90%	2,087,972.70 2,087,972.70	102.48 4.28%	2,141,923.96 23,207.71	0.44% 53,951.26	Aa3 / A+ NR	4.78 4.12
037833ET3	Apple Inc Callable Note Cont 4/10/2028 4% Due 5/10/2028	1,650,000.00	05/08/2023 4.01%	1,649,083.50 1,649,083.50	99.58 4.09%	1,643,004.00 3,850.00	0.34% (6,079.50)	Aaa / AA+ NR	4.95 4.37
58933YBH7	Merck & Co Callable Note Cont 4/17/2028 4.05% Due 5/17/2028	1,975,000.00	05/08/2023 4.05%	1,975,392.25 1,975,392.25	99.46 4.17%	1,964,315.25 3,110.63	0.40% (11,077.00)	A1 / A+ NR	4.97 4.38
Total Corporate		93,941,000.00	2.52%	93,500,438.19 93,500,438.19	5.06%	88,686,915.48 521,148.63	18.27% (4,813,522.71)	A1 / A+ AA-	2.83 2.53

City of Corona Consolidated

Holdings Report



Account #10003

As of May 31, 2023

CUSIP	Security Description	Par Value/Units	Purchase Date Book Yield	Cost Value Book Value	Mkt Price Mkt YTM	Market Value Accrued Int.	% of Port. Gain/Loss	Moody/S&P Fitch	Maturity Duration
LAIF									
90LAIF\$00	Local Agency Investment Fund State Pool	45,709,460.36	Various 2.93%	45,709,460.36 45,709,460.36	1.00 2.93%	45,709,460.36 553,401.17	9.47% 0.00	NR / NR NR	0.00 0.00
Total LAIF		45,709,460.36	2.93%	45,709,460.36	2.93%	45,709,460.36 553,401.17	9.47% 0.00	NR / NR NR	0.00 0.00
MONEY MARKET FUND									
60934N807	Federated Investors Govt Oblig Fund Inst.	50,504,510.56	Various 4.68%	50,504,510.56 50,504,510.56	1.00 4.68%	50,504,510.56 0.00	10.34% 0.00	Aaa / AAA AAA	0.00 0.00
60934N807	Federated Investors Govt Oblig Fund Inst.	1,020,424.54	Various 4.68%	1,020,424.54 1,020,424.54	1.00 4.68%	1,020,424.54 0.00	0.21% 0.00	Aaa / AAA AAA	0.00 0.00
Total Money Market Fund		51,524,935.10	4.68%	51,524,935.10	4.68%	51,524,935.10 0.00	10.55% 0.00	Aaa / AAA AAA	0.00 0.00
MUNICIPAL BONDS									
13063DRK6	California State Taxable GO 2.4% Due 10/1/2024	3,385,000.00	10/16/2019 1.91%	3,462,753.45 3,462,753.45	96.25 5.35%	3,258,089.58 13,540.00	0.67% (204,663.87)	Aa2 / AA- AA	1.34 1.28
Total Municipal Bonds		3,385,000.00	1.91%	3,462,753.45	5.35%	3,258,089.58 13,540.00	0.67% (204,663.87)	Aa2 / AA- AA	1.34 1.28
SUPRANATIONAL									
459058JL8	Intl. Bank Recon & Development Note 0.5% Due 10/28/2025	6,300,000.00	Various 0.59%	6,272,360.85 6,272,360.85	91.50 4.25%	5,764,197.60 2,887.50	1.18% (508,163.25)	Aaa / AAA AAA	2.41 2.35
4581X0DV7	Inter-American Dev Bank Note 0.875% Due 4/20/2026	6,390,000.00	04/13/2021 0.97%	6,360,733.80 6,360,733.80	91.08 4.19%	5,819,967.27 6,367.81	1.19% (540,766.53)	Aaa / AAA AAA	2.89 2.79
Total Supranational		12,690,000.00	0.78%	12,633,094.65	4.22%	11,584,164.87 9,255.31	2.37% (1,048,929.78)	Aaa / AAA AAA	2.65 2.57

City of Corona Consolidated

Holdings Report



Account #10003

As of May 31, 2023

CUSIP	Security Description	Par Value/Units	Purchase Date Book Yield	Cost Value Book Value	Mkt Price Mkt YTM	Market Value Accrued Int.	% of Port. Gain/Loss	Moody/S&P Fitch	Maturity Duration
US TREASURY									
912797FN2	US Treasury Bill 5.381% Due 6/13/2023	20,000,000.00	05/16/2023 5.48%	19,919,285.00 19,919,285.00	99.60 5.48%	19,919,285.00 44,841.67	4.09% 0.00	P-1 / A-1+ F-1+	0.04 0.03
912797FY8	US Treasury Bill 5.021% Due 7/18/2023	20,000,000.00	05/16/2023 5.14%	19,827,054.44 19,827,054.44	99.14 5.14%	19,827,054.44 41,841.67	4.07% 0.00	P-1 / A-1+ F-1+	0.13 0.13
912797GG6	US Treasury Bill 5.017% Due 8/15/2023	20,000,000.00	05/16/2023 5.15%	19,749,150.00 19,749,150.00	98.75 5.15%	19,749,150.00 41,808.33	4.05% 0.00	P-1 / A-1+ F-1+	0.21 0.20
912828V23	US Treasury Note 2.25% Due 12/31/2023	4,500,000.00	06/21/2019 1.80%	4,588,417.97 4,588,417.97	98.24 5.36%	4,420,723.50 42,513.81	0.91% (167,694.47)	Aaa / AA+ AAA	0.59 0.56
912828B66	US Treasury Note 2.75% Due 2/15/2024	5,000,000.00	Various 2.21%	5,121,796.88 5,121,796.88	98.23 5.32%	4,911,525.00 40,262.43	1.01% (210,271.88)	Aaa / AA+ AAA	0.71 0.68
91282CBR1	US Treasury Note 0.25% Due 3/15/2024	2,900,000.00	03/30/2021 0.33%	2,892,976.56 2,892,976.56	96.18 5.24%	2,789,211.30 1,536.68	0.57% (103,765.26)	Aaa / AA+ AAA	0.79 0.77
912828X70	US Treasury Note 2% Due 4/30/2024	4,800,000.00	Various 1.84%	4,833,281.25 4,833,281.25	97.08 5.30%	4,659,936.00 8,347.82	0.96% (173,345.25)	Aaa / AA+ AAA	0.92 0.89
912828XX3	US Treasury Note 2% Due 6/30/2024	4,900,000.00	Various 1.81%	4,942,253.91 4,942,253.91	96.70 5.17%	4,738,451.90 41,149.18	0.98% (203,802.01)	Aaa / AA+ AAA	1.08 1.04
912828D56	US Treasury Note 2.375% Due 8/15/2024	5,000,000.00	12/12/2019 1.75%	5,140,234.38 5,140,234.38	96.95 5.00%	4,847,655.00 34,772.10	1.00% (292,579.38)	Aaa / AA+ AAA	1.21 1.16
9128283D0	US Treasury Note 2.25% Due 10/31/2024	4,000,000.00	11/07/2019 1.77%	4,090,468.75 4,090,468.75	96.50 4.84%	3,859,844.00 7,826.09	0.79% (230,624.75)	Aaa / AA+ AAA	1.42 1.37
912828ZC7	US Treasury Note 1.125% Due 2/28/2025	7,000,000.00	03/18/2020 0.81%	7,108,007.81 7,108,007.81	94.25 4.58%	6,597,500.00 19,901.49	1.36% (510,507.81)	Aaa / AA+ AAA	1.75 1.69
91282CED9	US Treasury Note 1.75% Due 3/15/2025	7,000,000.00	04/05/2022 2.65%	6,823,085.94 6,823,085.94	95.20 4.57%	6,663,671.00 25,964.67	1.37% (159,414.94)	Aaa / AA+ AAA	1.79 1.72
91282CAB7	US Treasury Note 0.25% Due 7/31/2025	6,000,000.00	03/12/2021 0.72%	5,879,062.50 5,879,062.50	91.66 4.32%	5,499,846.00 5,013.81	1.13% (379,216.50)	Aaa / AA+ AAA	2.17 2.12
91282CAM3	US Treasury Note 0.25% Due 9/30/2025	3,200,000.00	03/29/2021 0.74%	3,130,375.00 3,130,375.00	91.33 4.19%	2,922,624.00 1,355.19	0.60% (207,751.00)	Aaa / AA+ AAA	2.34 2.28
91282CAT8	US Treasury Note 0.25% Due 10/31/2025	6,000,000.00	02/19/2021 0.53%	5,923,125.00 5,923,125.00	90.99 4.21%	5,459,298.00 1,304.35	1.12% (463,827.00)	Aaa / AA+ AAA	2.42 2.36
91282CAZ4	US Treasury Note 0.375% Due 11/30/2025	3,800,000.00	03/26/2021 0.77%	3,731,867.19 3,731,867.19	91.06 4.18%	3,460,226.80 38.93	0.71% (271,640.39)	Aaa / AA+ AAA	2.50 2.44

City of Corona Consolidated

Holdings Report



Account #10003

As of May 31, 2023

CUSIP	Security Description	Par Value/Units	Purchase Date Book Yield	Cost Value Book Value	Mkt Price Mkt YTM	Market Value Accrued Int.	% of Port. Gain/Loss	Moody/S&P Fitch	Maturity Duration
US TREASURY									
91282CCW9	US Treasury Note 0.75% Due 8/31/2026	1,570,000.00	09/23/2021 0.90%	1,558,899.61 1,558,899.61	90.16 4.01%	1,415,515.14 2,975.75	0.29% (143,384.47)	Aaa / AA+ AAA	3.25 3.15
91282CCZ2	US Treasury Note 0.875% Due 9/30/2026	3,130,000.00	10/18/2021 1.19%	3,083,172.27 3,083,172.27	90.43 3.97%	2,830,327.54 4,639.41	0.58% (252,844.73)	Aaa / AA+ AAA	3.34 3.22
91282CDG3	US Treasury Note 1.125% Due 10/31/2026	3,120,000.00	11/15/2021 1.25%	3,100,987.50 3,100,987.50	90.97 3.98%	2,838,348.24 3,052.17	0.58% (262,639.26)	Aaa / AA+ AAA	3.42 3.29
91282CET4	US Treasury Note 2.625% Due 5/31/2027	2,400,000.00	06/09/2022 3.07%	2,351,156.25 2,351,156.25	95.28 3.91%	2,286,751.20 172.13	0.47% (64,405.05)	Aaa / AA+ AAA	4.00 3.74
91282CEW7	US Treasury Note 3.25% Due 6/30/2027	6,650,000.00	Various 3.12%	6,690,380.86 6,690,380.86	97.57 3.90%	6,488,684.30 90,748.62	1.35% (201,696.56)	Aaa / AA+ AAA	4.08 3.73
91282CFB2	US Treasury Note 2.75% Due 7/31/2027	1,300,000.00	08/22/2022 3.12%	1,277,960.94 1,277,960.94	95.64 3.89%	1,243,327.80 11,949.59	0.26% (34,633.14)	Aaa / AA+ AAA	4.17 3.85
91282CFH9	US Treasury Note 3.125% Due 8/31/2027	3,450,000.00	Various 3.45%	3,399,517.58 3,399,517.58	97.07 3.88%	3,348,925.35 27,246.09	0.69% (50,592.23)	Aaa / AA+ AAA	4.25 3.90
91282CFM8	US Treasury Note 4.125% Due 9/30/2027	2,800,000.00	Various 4.37%	2,770,000.01 2,770,000.01	100.98 3.88%	2,827,454.00 19,565.57	0.58% 57,453.99	Aaa / AA+ AAA	4.34 3.91
91282CFZ9	US Treasury Note 3.875% Due 11/30/2027	4,600,000.00	Various 3.74%	4,628,085.94 4,628,085.94	100.16 3.84%	4,607,369.20 487.02	0.94% (20,716.74)	Aaa / AA+ AAA	4.50 4.09
91282CGC9	US Treasury Note 3.875% Due 12/31/2027	7,000,000.00	Various 3.78%	7,028,945.31 7,028,945.31	100.15 3.84%	7,010,388.00 113,895.03	1.46% (18,557.31)	Aaa / AA+ AAA	4.59 4.10
91282CGH8	US Treasury Note 3.5% Due 1/31/2028	7,000,000.00	02/16/2023 4.05%	6,828,007.81 6,828,007.81	98.64 3.82%	6,904,842.00 81,892.27	1.43% 76,834.19	Aaa / AA+ AAA	4.67 4.21
91282CGP0	US Treasury Note 4% Due 2/29/2028	7,000,000.00	02/23/2023 4.16%	6,949,960.94 6,949,960.94	100.88 3.79%	7,061,523.00 70,760.87	1.46% 111,562.06	Aaa / AA+ AAA	4.75 4.25
Total US Treasury		174,120,000.00	3.28%	173,367,517.60	4.68%	169,189,457.71 785,862.74	34.81% (4,178,059.89)	Aaa / AAA AAA	1.84 1.71
TOTAL PORTFOLIO		503,170,925.46	2.81%	502,217,204.47	4.61%	486,092,628.66 2,175,190.97	100.00% (16,124,575.81)	Aa1 / AA+ AAA	1.83 1.59
TOTAL MARKET VALUE PLUS ACCRUED						488,267,819.63			

City of Corona Consolidated

Transaction Ledger



Account #10003

As of May 31, 2023

Transaction Type	Settlement Date	CUSIP	Quantity	Security Description	Price	Acq/Disp Yield	Amount	Interest Pur/Sold	Total Amount	Gain/Loss
ACQUISITIONS										
Purchase	05/01/2023	60934N807	66,039.25	Federated Investors Govt Oblig Fund Inst.	1.000	4.46%	66,039.25	0.00	66,039.25	0.00
Purchase	05/02/2023	60934N807	5,965.60	Federated Investors Govt Oblig Fund Inst.	1.000	4.46%	5,965.60	0.00	5,965.60	0.00
Purchase	05/05/2023	880591EZ1	3,500,000.00	Tennessee Valley Authority Note 3.875% Due 3/15/2028	101.393	3.56%	3,548,755.00	13,185.76	3,561,940.76	0.00
Purchase	05/07/2023	60934N807	15,750.00	Federated Investors Govt Oblig Fund Inst.	1.000	4.46%	15,750.00	0.00	15,750.00	0.00
Purchase	05/08/2023	60934N807	27,874.75	Federated Investors Govt Oblig Fund Inst.	1.000	4.46%	27,874.75	0.00	27,874.75	0.00
Purchase	05/10/2023	037833ET3	450,000.00	Apple Inc Callable Note Cont 4/10/2028 4% Due 5/10/2028	99.807	4.04%	449,131.50	0.00	449,131.50	0.00
Purchase	05/10/2023	037833ET3	1,200,000.00	Apple Inc Callable Note Cont 4/10/2028 4% Due 5/10/2028	99.996	4.00%	1,199,952.00	0.00	1,199,952.00	0.00
Purchase	05/10/2023	60934N807	2,122,047.11	Federated Investors Govt Oblig Fund Inst.	1.000	4.46%	2,122,047.11	0.00	2,122,047.11	0.00
Purchase	05/10/2023	60934N807	26,900.00	Federated Investors Govt Oblig Fund Inst.	1.000	4.46%	26,900.00	0.00	26,900.00	0.00
Purchase	05/12/2023	60934N807	24,325.00	Federated Investors Govt Oblig Fund Inst.	1.000	4.46%	24,325.00	0.00	24,325.00	0.00
Purchase	05/13/2023	60934N807	24,820.00	Federated Investors Govt Oblig Fund Inst.	1.000	4.46%	24,820.00	0.00	24,820.00	0.00
Purchase	05/15/2023	60934N807	29,881.25	Federated Investors Govt Oblig Fund Inst.	1.000	4.46%	29,881.25	0.00	29,881.25	0.00
Purchase	05/15/2023	60934N807	7,849.00	Federated Investors Govt Oblig Fund Inst.	1.000	4.46%	7,849.00	0.00	7,849.00	0.00
Purchase	05/15/2023	60934N807	565.04	Federated Investors Govt Oblig Fund Inst.	1.000	4.46%	565.04	0.00	565.04	0.00
Purchase	05/15/2023	60934N807	1,952.67	Federated Investors Govt Oblig Fund Inst.	1.000	4.46%	1,952.67	0.00	1,952.67	0.00
Purchase	05/15/2023	60934N807	450.17	Federated Investors Govt Oblig Fund Inst.	1.000	4.46%	450.17	0.00	450.17	0.00

City of Corona Consolidated

Transaction Ledger



Account #10003

As of May 31, 2023

Transaction Type	Settlement Date	CUSIP	Quantity	Security Description	Price	Acq/Disp Yield	Amount	Interest Pur/Sold	Total Amount	Gain/Loss
ACQUISITIONS										
Purchase	05/15/2023	60934N807	2,585.00	Federated Investors Govt Oblig Fund Inst.	1.000	4.46%	2,585.00	0.00	2,585.00	0.00
Purchase	05/15/2023	60934N807	7,811.13	Federated Investors Govt Oblig Fund Inst.	1.000	4.46%	7,811.13	0.00	7,811.13	0.00
Purchase	05/15/2023	60934N807	1,164.83	Federated Investors Govt Oblig Fund Inst.	1.000	4.46%	1,164.83	0.00	1,164.83	0.00
Purchase	05/15/2023	60934N807	2,497.50	Federated Investors Govt Oblig Fund Inst.	1.000	4.46%	2,497.50	0.00	2,497.50	0.00
Purchase	05/15/2023	60934N807	34,984.58	Federated Investors Govt Oblig Fund Inst.	1.000	4.46%	34,984.58	0.00	34,984.58	0.00
Purchase	05/15/2023	60934N807	75,904.01	Federated Investors Govt Oblig Fund Inst.	1.000	4.46%	75,904.01	0.00	75,904.01	0.00
Purchase	05/15/2023	60934N807	217,433.00	Federated Investors Govt Oblig Fund Inst.	1.000	4.46%	217,433.00	0.00	217,433.00	0.00
Purchase	05/15/2023	60934N807	72,938.73	Federated Investors Govt Oblig Fund Inst.	1.000	4.46%	72,938.73	0.00	72,938.73	0.00
Purchase	05/15/2023	60934N807	44,440.13	Federated Investors Govt Oblig Fund Inst.	1.000	4.46%	44,440.13	0.00	44,440.13	0.00
Purchase	05/15/2023	60934N807	84,468.75	Federated Investors Govt Oblig Fund Inst.	1.000	4.46%	84,468.75	0.00	84,468.75	0.00
Purchase	05/15/2023	60934N807	107,078.95	Federated Investors Govt Oblig Fund Inst.	1.000	4.46%	107,078.95	0.00	107,078.95	0.00
Purchase	05/15/2023	60934N807	54,335.47	Federated Investors Govt Oblig Fund Inst.	1.000	4.46%	54,335.47	0.00	54,335.47	0.00
Purchase	05/15/2023	60934N807	121,638.52	Federated Investors Govt Oblig Fund Inst.	1.000	4.46%	121,638.52	0.00	121,638.52	0.00
Purchase	05/16/2023	60934N807	442.00	Federated Investors Govt Oblig Fund Inst.	1.000	4.46%	442.00	0.00	442.00	0.00
Purchase	05/16/2023	60934N807	693.00	Federated Investors Govt Oblig Fund Inst.	1.000	4.46%	693.00	0.00	693.00	0.00
Purchase	05/17/2023	58933YBH7	1,200,000.00	Merck & Co Callable Note Cont 4/17/2028 4.05% Due 5/17/2028	100.085	4.03%	1,201,020.00	0.00	1,201,020.00	0.00

City of Corona Consolidated

Transaction Ledger



Account #10003

As of May 31, 2023

Transaction Type	Settlement Date	CUSIP	Quantity	Security Description	Price	Acq/Disp Yield	Amount	Interest Pur/Sold	Total Amount	Gain/Loss
ACQUISITIONS										
Purchase	05/17/2023	58933YBH7	775,000.00	Merck & Co Callable Note Cont 4/17/2028 4.05% Due 5/17/2028	99.919	4.07%	774,372.25	0.00	774,372.25	0.00
Purchase	05/17/2023	60934N807	2,687,037.25	Federated Investors Govt Oblig Fund Inst.	1.000	4.46%	2,687,037.25	0.00	2,687,037.25	0.00
Purchase	05/17/2023	912797FN2	20,000,000.00	US Treasury Bill 5.381% Due 6/13/2023	99.596	5.48%	19,919,285.00	0.00	19,919,285.00	0.00
Purchase	05/17/2023	912797FY8	20,000,000.00	US Treasury Bill 5.021% Due 7/18/2023	99.135	5.14%	19,827,054.44	0.00	19,827,054.44	0.00
Purchase	05/17/2023	912797GG6	20,000,000.00	US Treasury Bill 5.017% Due 8/15/2023	98.746	5.15%	19,749,150.00	0.00	19,749,150.00	0.00
Purchase	05/18/2023	60934N807	37,500.00	Federated Investors Govt Oblig Fund Inst.	1.000	4.46%	37,500.00	0.00	37,500.00	0.00
Purchase	05/18/2023	60934N807	65,586.58	Federated Investors Govt Oblig Fund Inst.	1.000	4.46%	65,586.58	0.00	65,586.58	0.00
Purchase	05/22/2023	60934N807	3,332.92	Federated Investors Govt Oblig Fund Inst.	1.000	4.46%	3,332.92	0.00	3,332.92	0.00
Purchase	05/22/2023	60934N807	751.67	Federated Investors Govt Oblig Fund Inst.	1.000	4.46%	751.67	0.00	751.67	0.00
Purchase	05/22/2023	60934N807	4,189.50	Federated Investors Govt Oblig Fund Inst.	1.000	4.46%	4,189.50	0.00	4,189.50	0.00
Purchase	05/22/2023	60934N807	3,565.00	Federated Investors Govt Oblig Fund Inst.	1.000	4.46%	3,565.00	0.00	3,565.00	0.00
Purchase	05/22/2023	60934N807	192,900.94	Federated Investors Govt Oblig Fund Inst.	1.000	4.46%	192,900.94	0.00	192,900.94	0.00
Purchase	05/22/2023	60934N807	35,178.35	Federated Investors Govt Oblig Fund Inst.	1.000	4.46%	35,178.35	0.00	35,178.35	0.00
Purchase	05/22/2023	60934N807	136,002.27	Federated Investors Govt Oblig Fund Inst.	1.000	4.46%	136,002.27	0.00	136,002.27	0.00
Purchase	05/24/2023	60934N807	149,334.79	Federated Investors Govt Oblig Fund Inst.	1.000	4.46%	149,334.79	0.00	149,334.79	0.00
Purchase	05/25/2023	3137FG6X8	2,000,000.00	FHLMC K077 A2 3.85% Due 5/25/2028	98.504	4.51%	1,970,078.13	5,133.33	1,975,211.46	0.00

City of Corona Consolidated

Transaction Ledger



Account #10003

As of May 31, 2023

Transaction Type	Settlement Date	CUSIP	Quantity	Security Description	Price	Acq/Disp Yield	Amount	Interest Pur/Sold	Total Amount	Gain/Loss
ACQUISITIONS										
Purchase	05/25/2023	60934N807	2,848.88	Federated Investors Govt Oblig Fund Inst.	1.000	4.46%	2,848.88	0.00	2,848.88	0.00
Purchase	05/25/2023	60934N807	13,958.34	Federated Investors Govt Oblig Fund Inst.	1.000	4.46%	13,958.34	0.00	13,958.34	0.00
Purchase	05/25/2023	60934N807	7,163.83	Federated Investors Govt Oblig Fund Inst.	1.000	4.46%	7,163.83	0.00	7,163.83	0.00
Purchase	05/25/2023	60934N807	9,000.00	Federated Investors Govt Oblig Fund Inst.	1.000	4.46%	9,000.00	0.00	9,000.00	0.00
Purchase	05/25/2023	60934N807	7,800.00	Federated Investors Govt Oblig Fund Inst.	1.000	4.46%	7,800.00	0.00	7,800.00	0.00
Purchase	05/25/2023	60934N807	3,316.25	Federated Investors Govt Oblig Fund Inst.	1.000	4.46%	3,316.25	0.00	3,316.25	0.00
Purchase	05/25/2023	60934N807	84,283.46	Federated Investors Govt Oblig Fund Inst.	1.000	4.46%	84,283.46	0.00	84,283.46	0.00
Purchase	05/25/2023	60934N807	78,837.72	Federated Investors Govt Oblig Fund Inst.	1.000	4.46%	78,837.72	0.00	78,837.72	0.00
Purchase	05/25/2023	60934N807	568,054.38	Federated Investors Govt Oblig Fund Inst.	1.000	4.46%	568,054.38	0.00	568,054.38	0.00
Purchase	05/25/2023	60934N807	10,300.67	Federated Investors Govt Oblig Fund Inst.	1.000	4.46%	10,300.67	0.00	10,300.67	0.00
Purchase	05/30/2023	3137FG6X8	3,320,000.00	FHLMC K077 A2 3.85% Due 5/25/2028	98.164	4.65%	3,259,046.88	10,296.61	3,269,343.49	0.00
Purchase	05/31/2023	60934N807	127,750.00	Federated Investors Govt Oblig Fund Inst.	1.000	4.68%	127,750.00	0.00	127,750.00	0.00
Subtotal			79,856,528.24				79,309,373.44	28,615.70	79,337,989.14	0.00
Security Contribution	05/01/2023	90LAIF\$00	1,000,000.00	Local Agency Investment Fund State Pool	1.000		1,000,000.00	0.00	1,000,000.00	0.00
Security Contribution	05/02/2023	90LAIF\$00	400,000.00	Local Agency Investment Fund State Pool	1.000		400,000.00	0.00	400,000.00	0.00
Security Contribution	05/08/2023	90LAIF\$00	1,400,000.00	Local Agency Investment Fund State Pool	1.000		1,400,000.00	0.00	1,400,000.00	0.00

City of Corona Consolidated

Transaction Ledger



Account #10003

As of May 31, 2023

Transaction Type	Settlement Date	CUSIP	Quantity	Security Description	Price	Acq/Disp Yield	Amount	Interest Pur/Sold	Total Amount	Gain/Loss
ACQUISITIONS										
Security Contribution	05/12/2023	60934N807	28,000,000.00	Federated Investors Govt Oblig Fund Inst.	1.000		28,000,000.00	0.00	28,000,000.00	0.00
Security Contribution	05/12/2023	60934N807	32,000,000.00	Federated Investors Govt Oblig Fund Inst.	1.000		32,000,000.00	0.00	32,000,000.00	0.00
Security Contribution	05/15/2023	90LAIF\$00	1,300,000.00	Local Agency Investment Fund State Pool	1.000		1,300,000.00	0.00	1,300,000.00	0.00
Security Contribution	05/16/2023	90LAIF\$00	1,400,000.00	Local Agency Investment Fund State Pool	1.000		1,400,000.00	0.00	1,400,000.00	0.00
Security Contribution	05/22/2023	90LAIF\$00	800,000.00	Local Agency Investment Fund State Pool	1.000		800,000.00	0.00	800,000.00	0.00
Security Contribution	05/23/2023	90LAIF\$00	900,000.00	Local Agency Investment Fund State Pool	1.000		900,000.00	0.00	900,000.00	0.00
Security Contribution	05/24/2023	90LAIF\$00	7,700,000.00	Local Agency Investment Fund State Pool	1.000		7,700,000.00	0.00	7,700,000.00	0.00
Security Contribution	05/24/2023	90LAIF\$00	7,000,000.00	Local Agency Investment Fund State Pool	1.000		7,000,000.00	0.00	7,000,000.00	0.00
Security Contribution	05/25/2023	90LAIF\$00	2,400,000.00	Local Agency Investment Fund State Pool	1.000		2,400,000.00	0.00	2,400,000.00	0.00
Security Contribution	05/30/2023	60934N807	24,000,000.00	Federated Investors Govt Oblig Fund Inst.	1.000		24,000,000.00	0.00	24,000,000.00	0.00
Security Contribution	05/30/2023	60934N807	26,000,000.00	Federated Investors Govt Oblig Fund Inst.	1.000		26,000,000.00	0.00	26,000,000.00	0.00
Security Contribution	05/31/2023	90LAIF\$00	3,500,000.00	Local Agency Investment Fund State Pool	1.000		3,500,000.00	0.00	3,500,000.00	0.00
Security Contribution	05/31/2023	90LAIF\$00	7,700,000.00	Local Agency Investment Fund State Pool	1.000		7,700,000.00	0.00	7,700,000.00	0.00
Subtotal			145,500,000.00				145,500,000.00	0.00	145,500,000.00	0.00
Short Sale	05/10/2023	60934N807	-1,649,083.50	Federated Investors Govt Oblig Fund Inst.	1.000		-1,649,083.50	0.00	-1,649,083.50	0.00
Short Sale	05/17/2023	60934N807	-1,975,392.25	Federated Investors Govt Oblig Fund Inst.	1.000		-1,975,392.25	0.00	-1,975,392.25	0.00

City of Corona Consolidated

Transaction Ledger



Account #10003

As of May 31, 2023

Transaction Type	Settlement Date	CUSIP	Quantity	Security Description	Price	Acq/Disp Yield	Amount	Interest Pur/Sold	Total Amount	Gain/Loss
ACQUISITIONS										
Short Sale	05/30/2023	60934N807	-787,820.99	Federated Investors Govt Oblig Fund Inst.	1.000		-787,820.99	0.00	-787,820.99	0.00
Subtotal			-4,412,296.74				-4,412,296.74	0.00	-4,412,296.74	0.00
TOTAL ACQUISITIONS			220,944,231.50				220,397,076.70	28,615.70	220,425,692.40	0.00
DISPOSITIONS										
Closing Purchase	05/10/2023	60934N807	-1,649,083.50	Federated Investors Govt Oblig Fund Inst.	1.000		-1,649,083.50	0.00	-1,649,083.50	0.00
Closing Purchase	05/17/2023	60934N807	-1,975,392.25	Federated Investors Govt Oblig Fund Inst.	1.000		-1,975,392.25	0.00	-1,975,392.25	0.00
Closing Purchase	05/30/2023	60934N807	-787,820.99	Federated Investors Govt Oblig Fund Inst.	1.000		-787,820.99	0.00	-787,820.99	0.00
Subtotal			-4,412,296.74				-4,412,296.74	0.00	-4,412,296.74	0.00
Sale	05/05/2023	60934N807	3,561,940.76	Federated Investors Govt Oblig Fund Inst.	1.000	4.46%	3,561,940.76	0.00	3,561,940.76	0.00
Sale	05/10/2023	06367TQW3	1,500,000.00	Bank of Montreal Note 0.625% Due 7/9/2024	94.875	5.22%	1,423,125.00	3,151.04	1,426,276.04	-32,415.00
Sale	05/10/2023	60934N807	1,649,083.50	Federated Investors Govt Oblig Fund Inst.	1.000	4.46%	1,649,083.50	0.00	1,649,083.50	0.00
Sale	05/10/2023	69371RQ25	715,000.00	Paccar Financial Corp Note 2.15% Due 8/15/2024	96.803	4.78%	692,141.45	3,629.62	695,771.07	-21,278.40
Sale	05/17/2023	3137BYPQ7	2,739,903.24	FHLMC K726 A2 2.905% Due 4/25/2024	97.941	5.50%	2,683,499.76	3,537.49	2,687,037.25	-75,989.50
Sale	05/17/2023	60934N807	59,495,489.44	Federated Investors Govt Oblig Fund Inst.	1.000	4.46%	59,495,489.44	0.00	59,495,489.44	0.00
Sale	05/17/2023	60934N807	1,975,392.25	Federated Investors Govt Oblig Fund Inst.	1.000	4.46%	1,975,392.25	0.00	1,975,392.25	0.00

City of Corona Consolidated

Transaction Ledger



Account #10003

As of May 31, 2023

Transaction Type	Settlement Date	CUSIP	Quantity	Security Description	Price	Acq/Disp Yield	Amount	Interest Pur/Sold	Total Amount	Gain/Loss
DISPOSITIONS										
Sale	05/25/2023	60934N807	1,975,211.46	Federated Investors Govt Oblig Fund Inst.	1.000	4.46%	1,975,211.46	0.00	1,975,211.46	0.00
Sale	05/30/2023	3137B7MZ9	2,494,997.97	FHLMC K036 A2Due 10/25/2023	99.176	7.55%	2,474,433.73	7,088.77	2,481,522.50	-63,974.03
Sale	05/30/2023	60934N807	787,820.99	Federated Investors Govt Oblig Fund Inst.	1.000	4.46%	787,820.99	0.00	787,820.99	0.00
Subtotal			76,894,839.61				76,718,138.34	17,406.92	76,735,545.26	-193,656.93
Paydown	05/15/2023	02582JIT8	0.00	American Express Credit Trust 2022-2 A 3.39% Due 5/17/2027	100.000		0.00	7,811.13	7,811.13	0.00
Paydown	05/15/2023	43813DAC2	34,878.05	Honda Auto Receivables 2020-2 A3 0.82% Due 7/15/2024	100.000		34,878.05	106.53	34,984.58	2.75
Paydown	05/15/2023	43815BAC4	0.00	Honda Auto Receivables Trust 2022-1 A3 1.88% Due 5/15/2026	100.000		0.00	2,585.00	2,585.00	0.00
Paydown	05/15/2023	44891RAC4	75,674.16	Hyundai Auto Receivables Trust 2020-C A3 0.38% Due 5/15/2025	100.000		75,674.16	229.85	75,904.01	17.43
Paydown	05/15/2023	44891VAC5	217,149.22	Hyundai Auto Lease Trust 2021-B A3 0.33% Due 6/17/2024	100.000		217,149.22	283.78	217,433.00	32.57
Paydown	05/15/2023	44891WAC3	0.00	Hyundai Auto Lease Trust 2022-A A3 1.16% Due 1/15/2025	100.000		0.00	1,164.83	1,164.83	0.00
Paydown	05/15/2023	448977AD0	0.00	Hyundai Auto Receivables Trust 2022-A A3 2.22% Due 10/15/2026	100.000		0.00	2,497.50	2,497.50	0.00
Paydown	05/15/2023	44933LAC7	72,641.07	Hyundai Auto Receivables Trust 2021-A A3 0.38% Due 9/15/2025	100.000		72,641.07	297.66	72,938.73	7.64
Paydown	05/15/2023	44935FAD6	0.00	Hyundai Auto Receivables Trust 2021-C A3 0.74% Due 5/15/2026	100.000		0.00	450.17	450.17	0.00
Paydown	05/15/2023	47787JAC2	0.00	John Deere Owner Trust 2022-A A3 2.32% Due 9/16/2026	100.000		0.00	1,952.67	1,952.67	0.00
Paydown	05/15/2023	47787NAC3	44,383.16	John Deere Owner Trust 2020-B A3 0.51% Due 11/15/2024	100.000		44,383.16	56.97	44,440.13	6.76

City of Corona Consolidated

Transaction Ledger



Account #10003

As of May 31, 2023

Transaction Type	Settlement Date	CUSIP	Quantity	Security Description	Price	Acq/Disp Yield	Amount	Interest Pur/Sold	Total Amount	Gain/Loss
DISPOSITIONS										
Paydown	05/15/2023	47789KAC7	84,328.01	John Deere Owner Trust 2020-A A3 1.1% Due 8/15/2024	100.000		84,328.01	140.74	84,468.75	-181.74
Paydown	05/15/2023	47789QAC4	106,519.95	John Deere Owner Trust 2021-B A3 0.52% Due 3/16/2026	100.000		106,519.95	559.00	107,078.95	9.50
Paydown	05/15/2023	47800CAC0	0.00	John Deere Owner Trust 2023-A A3 5.01% Due 11/15/2027	100.000		0.00	7,849.00	7,849.00	0.00
Paydown	05/15/2023	89236XAC0	54,227.91	Toyota Auto Receivables 2020-D A3 0.35% Due 1/15/2025	100.000		54,227.91	107.56	54,335.47	10.10
Paydown	05/15/2023	89238JAC9	0.00	Toyota Auto Receivables Trust 2021-D A3 0.71% Due 4/15/2026	100.000		0.00	565.04	565.04	0.00
Paydown	05/15/2023	89240BAC2	121,337.19	Toyota Auto Receivables Owners 2021- A A3 0.26% Due 5/15/2025	100.000		121,337.19	301.33	121,638.52	22.52
Paydown	05/16/2023	362554AC1	0.00	GM Financial Securitized Term 2021-4 A3 0.68% Due 9/16/2026	100.000		0.00	442.00	442.00	0.00
Paydown	05/16/2023	380146AC4	0.00	GM Financial Auto Receivables 2022-1 A3 1.26% Due 11/16/2026	100.000		0.00	693.00	693.00	0.00
Paydown	05/18/2023	43813KAC6	65,430.40	Honda Auto Receivables Trust 2020-3 A3 0.37% Due 10/18/2024	100.000		65,430.40	156.18	65,586.58	9.61
Paydown	05/22/2023	36262XAC8	192,333.68	GM Financial Auto Lease Trust 2021-3 A2 0.39% Due 10/21/2024	100.000		192,333.68	567.26	192,900.94	2.62
Paydown	05/22/2023	36265MAC9	0.00	GM Financial Auto Lease Trust 2022-1 A3 1.9% Due 3/20/2025	100.000		0.00	3,332.92	3,332.92	0.00
Paydown	05/22/2023	43813GAC5	35,092.13	Honda Auto Receivables Trust 2021-1 A3 0.27% Due 4/21/2025	100.000		35,092.13	86.22	35,178.35	0.64

City of Corona Consolidated

Transaction Ledger



Account #10003

As of May 31, 2023

Transaction Type	Settlement Date	CUSIP	Quantity	Security Description	Price	Acq/Disp Yield	Amount	Interest Pur/Sold	Total Amount	Gain/Loss
DISPOSITIONS										
Paydown	05/22/2023	43815GAC3	0.00	Honda Auto Receivables Trust 2021-4 A3 0.88% Due 1/21/2026	100.000		0.00	751.67	751.67	0.00
Paydown	05/22/2023	89238LAC4	0.00	Toyota Lease Owner Trust 2022-A A3 1.96% Due 2/20/2025	100.000		0.00	4,189.50	4,189.50	0.00
Paydown	05/22/2023	92290BAA9	135,775.43	Verizon Owner Trust 2020-B A 0.47% Due 2/20/2025	100.000		135,775.43	226.84	136,002.27	28.51
Paydown	05/22/2023	92348KAV5	0.00	Verizon Master Trust 2022-5 A1A 3.72% Due 7/20/2027	100.000		0.00	3,565.00	3,565.00	0.00
Paydown	05/24/2023	3137B7MZ9	138,741.98	FHLMC K036 A2Due 10/25/2023	100.000		138,741.98	10,592.81	149,334.79	-3,252.49
Paydown	05/25/2023	05601XAC3	83,366.87	BMW Vehicle Lease Trust 2022-1 A3 1.1% Due 3/25/2025	100.000		83,366.87	916.59	84,283.46	12.46
Paydown	05/25/2023	05602RAD3	0.00	BMW Vehicle Owner Trust 2022-A A3 3.21% Due 8/25/2026	100.000		0.00	2,848.88	2,848.88	0.00
Paydown	05/25/2023	09690AAC7	78,675.04	BMW Vehicle Lease Trust 2021-2 A3 0.33% Due 12/26/2024	100.000		78,675.04	162.68	78,837.72	8.12
Paydown	05/25/2023	3137B4WB8	562,475.08	FHLMC K033 A2Due 7/25/2023	100.000		562,475.08	5,579.30	568,054.38	-18,280.44
Paydown	05/25/2023	3137BSP72	0.00	FHLMC K058 A2 2.653% Due 8/25/2026	100.000		0.00	3,316.25	3,316.25	0.00
Paydown	05/25/2023	3137BSRE5	0.00	FHLMC K059 A2 3.12% Due 9/25/2026	100.000		0.00	7,800.00	7,800.00	0.00
Paydown	05/25/2023	3137BYPQ7	3,658.92	FHLMC K726 A2 2.905% Due 4/25/2024	100.000		3,658.92	6,641.75	10,300.67	-26.16
Paydown	05/25/2023	3137F4D41	0.00	FHLMC K074 A2 3.6% Due 1/25/2028	100.000		0.00	9,000.00	9,000.00	0.00
Paydown	05/25/2023	3137FBBX3	0.00	FHLMC K068 A2 3.244% Due 8/25/2027	100.000		0.00	7,163.83	7,163.83	0.00
Paydown	05/25/2023	3137FETN0	0.00	FHLMC K073 A2 3.35% Due 1/25/2028	100.000		0.00	13,958.34	13,958.34	0.00
Subtotal			2,106,688.25				2,106,688.25	108,949.78	2,215,638.03	-21,569.60
Security Withdrawal	05/04/2023	90LAIF\$00	200,000.00	Local Agency Investment Fund State Pool	1.000		200,000.00	0.00	200,000.00	0.00

City of Corona Consolidated

Transaction Ledger



Account #10003

As of May 31, 2023

Transaction Type	Settlement Date	CUSIP	Quantity	Security Description	Price	Acq/Disp Yield	Amount	Interest Pur/Sold	Total Amount	Gain/Loss
DISPOSITIONS										
Security Withdrawal	05/10/2023	90LAIF\$00	2,200,000.00	Local Agency Investment Fund State Pool	1.000		2,200,000.00	0.00	2,200,000.00	0.00
Security Withdrawal	05/11/2023	90LAIF\$00	28,000,000.00	Local Agency Investment Fund State Pool	1.000		28,000,000.00	0.00	28,000,000.00	0.00
Security Withdrawal	05/11/2023	90LAIF\$00	3,100,000.00	Local Agency Investment Fund State Pool	1.000		3,100,000.00	0.00	3,100,000.00	0.00
Security Withdrawal	05/11/2023	90LAIF\$00	32,000,000.00	Local Agency Investment Fund State Pool	1.000		32,000,000.00	0.00	32,000,000.00	0.00
Security Withdrawal	05/17/2023	90LAIF\$00	1,500,000.00	Local Agency Investment Fund State Pool	1.000		1,500,000.00	0.00	1,500,000.00	0.00
Security Withdrawal	05/18/2023	90LAIF\$00	2,000,000.00	Local Agency Investment Fund State Pool	1.000		2,000,000.00	0.00	2,000,000.00	0.00
Security Withdrawal	05/30/2023	90LAIF\$00	24,000,000.00	Local Agency Investment Fund State Pool	1.000		24,000,000.00	0.00	24,000,000.00	0.00
Security Withdrawal	05/30/2023	90LAIF\$00	26,000,000.00	Local Agency Investment Fund State Pool	1.000		26,000,000.00	0.00	26,000,000.00	0.00
Subtotal			119,000,000.00				119,000,000.00	0.00	119,000,000.00	0.00
TOTAL DISPOSITIONS			193,589,231.12				193,412,529.85	126,356.70	193,538,886.55	-215,226.53
OTHER TRANSACTIONS										
Interest	05/01/2023	06367WB85	2,761,000.00	Bank of Montreal Note 1.85% Due 5/1/2025	0.000		25,539.25	0.00	25,539.25	0.00
Interest	05/01/2023	78015K7C2	3,600,000.00	Royal Bank of Canada Note 2.25% Due 11/1/2024	0.000		40,500.00	0.00	40,500.00	0.00
Interest	05/07/2023	3135G06G3	6,300,000.00	FNMA Note 0.5% Due 11/7/2025	0.000		15,750.00	0.00	15,750.00	0.00
Interest	05/08/2023	14913Q3B3	2,593,000.00	Caterpillar Finl Service Note 2.15% Due 11/8/2024	0.000		27,874.75	0.00	27,874.75	0.00
Interest	05/10/2023	665859AW4	1,345,000.00	Northern Trust Company Callable Note Cont 4/10/2027 4% Due 5/10/2027	0.000		26,900.00	0.00	26,900.00	0.00

City of Corona Consolidated

Transaction Ledger



Account #10003

As of May 31, 2023

Transaction Type	Settlement Date	CUSIP	Quantity	Security Description	Price	Acq/Disp Yield	Amount	Interest Pur/Sold	Total Amount	Gain/Loss
OTHER TRANSACTIONS										
Interest	05/12/2023	023135BX3	4,865,000.00	Amazon.com Inc Callable Note Cont 4/12/2026 1% Due 5/12/2026	0.000		24,325.00	0.00	24,325.00	0.00
Interest	05/13/2023	14913R2V8	1,460,000.00	Caterpillar Financial Service Note 3.4% Due 5/13/2025	0.000		24,820.00	0.00	24,820.00	0.00
Interest	05/15/2023	91324PEC2	805,000.00	United Health Group Inc Callable Note Cont 4/15/2026 1.15% Due 5/15/2026	0.000		4,628.75	0.00	4,628.75	0.00
Interest	05/15/2023	91324PEG3	1,365,000.00	United Health Group Inc Callable Note Cont 4/15/2027 3.7% Due 5/15/2027	0.000		25,252.50	0.00	25,252.50	0.00
Interest	05/18/2023	22160KAM7	2,500,000.00	Costco Wholesale Corp Callable Note Cont 2/18/2027 3% Due 5/18/2027	0.000		37,500.00	0.00	37,500.00	0.00
Interest	05/31/2023	91282CAZ4	3,800,000.00	US Treasury Note 0.375% Due 11/30/2025	0.000		7,125.00	0.00	7,125.00	0.00
Interest	05/31/2023	91282CET4	2,400,000.00	US Treasury Note 2.625% Due 5/31/2027	0.000		31,500.00	0.00	31,500.00	0.00
Interest	05/31/2023	91282CFZ9	4,600,000.00	US Treasury Note 3.875% Due 11/30/2027	0.000		89,125.00	0.00	89,125.00	0.00
Subtotal			38,394,000.00				380,840.25	0.00	380,840.25	0.00
Dividend	05/02/2023	60934N807	3,624,384.51	Federated Investors Govt Oblig Fund Inst.	0.000		5,965.60	0.00	5,965.60	0.00
Subtotal			3,624,384.51				5,965.60	0.00	5,965.60	0.00
TOTAL OTHER TRANSACTIONS			42,018,384.51				386,805.85	0.00	386,805.85	0.00

City of Corona Consolidated

Income Earned



Account #10003

As of May 31, 2023

CUSIP	Security Description	Trade Date Settle Date Units	Book Value: Begin Book Value: Acq Book Value: Disp Book Value: End	Prior Accrued Inc. Received Ending Accrued Total Interest	Accr. Of Discount Amort. Of Premium Net Accret/Amort Income Earned	Total Income
FIXED INCOME						
023135BX3	Amazon.com Inc Callable Note Cont 4/12/2026 1% Due 05/12/2026	05/10/2021 05/12/2021 4,865,000.00	4,843,983.20 0.00 0.00 4,843,983.20	22,838.47 24,325.00 2,567.64 4,054.17	0.00 0.00 0.00 4,054.17	4,054.17
02582JIT8	American Express Credit Trust 2022-2 A 3.39% Due 05/17/2027	05/17/2022 05/24/2022 2,765,000.00	2,764,388.38 0.00 0.00 2,764,388.38	4,165.93 7,811.13 4,165.93 7,811.13	0.00 0.00 0.00 7,811.13	7,811.13
037833ET3	Apple Inc Callable Note Cont 4/10/2028 4% Due 05/10/2028	05/08/2023 05/10/2023 1,650,000.00	0.00 1,649,083.50 0.00 1,649,083.50	0.00 0.00 3,850.00 3,850.00	0.00 0.00 0.00 3,850.00	3,850.00
05601XAC3	BMW Vehicle Lease Trust 2022-1 A3 1.1% Due 03/25/2025	01/11/2022 01/19/2022 916,544.65	999,762.03 0.00 83,354.41 916,407.62	183.32 916.59 168.03 901.30	0.00 0.00 0.00 901.30	901.30
05602RAD3	BMW Vehicle Owner Trust 2022-A A3 3.21% Due 08/25/2026	05/10/2022 05/18/2022 1,065,000.00	1,064,944.62 0.00 0.00 1,064,944.62	569.78 2,848.88 569.78 2,848.88	0.00 0.00 0.00 2,848.88	2,848.88
06051GHT9	Bank of America Corp Callable Note 1X 4/23/2026 3.559% Due 04/23/2027	Various Various 3,000,000.00	2,906,255.64 0.00 0.00 2,906,255.64	2,372.67 0.00 11,270.16 8,897.49	0.00 0.00 0.00 8,897.49	8,897.49
06051GJD2	Bank of America Corp Callable Note Cont 6/19/2025 1.319% Due 06/19/2026	Various Various 3,000,000.00	3,007,920.00 0.00 0.00 3,007,920.00	14,509.00 0.00 17,806.50 3,297.50	0.00 0.00 0.00 3,297.50	3,297.50
06367TQW3	Bank of Montreal Note Due 07/09/2024	02/09/2022 02/11/2022 0.00	1,455,540.00 0.00 1,455,540.00 0.00	2,916.67 3,151.04 0.00 234.37	0.00 0.00 0.00 234.37	234.37
06367WB85	Bank of Montreal Note 1.85% Due 05/01/2025	07/23/2021 07/27/2021 2,761,000.00	2,862,660.02 0.00 0.00 2,862,660.02	25,539.25 25,539.25 4,256.54 4,256.54	0.00 0.00 0.00 4,256.54	4,256.54

City of Corona Consolidated

Income Earned



Account #10003

As of May 31, 2023

CUSIP	Security Description	Trade Date Settle Date Units	Book Value: Begin Book Value: Acq Book Value: Disp Book Value: End	Prior Accrued Inc. Received Ending Accrued Total Interest	Accr. Of Discount Amort. Of Premium Net Accret/Amort Income Earned	Total Income
09690AAC7	BMW Vehicle Lease Trust 2021-2 A3 0.33% Due 12/26/2024	09/08/2021 09/15/2021 512,896.93	591,510.92 0.00 78,666.92 512,844.00	32.54 162.68 28.21 158.35	0.00 0.00 0.00 158.35	158.35
13063DRK6	California State Taxable GO 2.4% Due 10/01/2024	10/16/2019 10/24/2019 3,385,000.00	3,462,753.45 0.00 0.00 3,462,753.45	6,770.00 0.00 13,540.00 6,770.00	0.00 0.00 0.00 6,770.00	6,770.00
14913Q3B3	Caterpillar Finl Service Note 2.15% Due 11/08/2024	Various Various 2,593,000.00	2,624,484.21 0.00 0.00 2,624,484.21	26,790.74 27,874.75 3,561.77 4,645.78	0.00 0.00 0.00 4,645.78	4,645.78
14913R2V8	Caterpillar Financial Service Note 3.4% Due 05/13/2025	05/10/2022 05/13/2022 1,460,000.00	1,458,145.80 0.00 0.00 1,458,145.80	23,165.33 24,820.00 2,482.00 4,136.67	0.00 0.00 0.00 4,136.67	4,136.67
22160KAM7	Costco Wholesale Corp Callable Note Cont 2/18/2027 3% Due 05/18/2027	07/15/2022 07/19/2022 2,500,000.00	2,441,975.00 0.00 0.00 2,441,975.00	33,958.33 37,500.00 2,708.33 6,250.00	0.00 0.00 0.00 6,250.00	6,250.00
24422EWR6	John Deere Capital Corp Note 4.75% Due 01/20/2028	01/23/2023 01/25/2023 2,450,000.00	2,487,705.50 0.00 0.00 2,487,705.50	36,205.56 0.00 45,903.47 9,697.91	0.00 0.00 0.00 9,697.91	9,697.91
3130A1XJ2	FHLB Note 2.875% Due 06/14/2024	Various Various 5,500,000.00	5,740,000.40 0.00 0.00 5,740,000.40	60,175.35 0.00 73,352.43 13,177.08	0.00 0.00 0.00 13,177.08	13,177.08
3130A2UW4	FHLB Note 2.875% Due 09/13/2024	09/13/2019 09/16/2019 4,000,000.00	4,206,760.00 0.00 0.00 4,206,760.00	15,333.33 0.00 24,916.67 9,583.34	0.00 0.00 0.00 9,583.34	9,583.34
3130AQF40	FHLB Note 1% Due 12/20/2024	12/21/2021 12/22/2021 4,300,000.00	4,297,205.00 0.00 0.00 4,297,205.00	15,647.22 0.00 19,230.56 3,583.34	0.00 0.00 0.00 3,583.34	3,583.34

City of Corona Consolidated

Income Earned



Account #10003

As of May 31, 2023

CUSIP	Security Description	Trade Date Settle Date Units	Book Value: Begin Book Value: Acq Book Value: Disp Book Value: End	Prior Accrued Inc. Received Ending Accrued Total Interest	Accr. Of Discount Amort. Of Premium Net Accret/Amort Income Earned	Total Income
3135G03U5	FNMA Note 0.625% Due 04/22/2025	04/22/2020 04/24/2020 5,270,000.00	5,259,143.80 0.00 0.00 5,259,143.80	823.44 0.00 3,568.23 2,744.79	0.00 0.00 0.00 2,744.79	2,744.79
3135G04Z3	FNMA Note 0.5% Due 06/17/2025	Various Various 6,200,000.00	6,196,731.90 0.00 0.00 6,196,731.90	11,538.89 0.00 14,122.22 2,583.33	0.00 0.00 0.00 2,583.33	2,583.33
3135G05X7	FNMA Note 0.375% Due 08/25/2025	Various Various 6,285,000.00	6,260,439.20 0.00 0.00 6,260,439.20	4,320.94 0.00 6,285.00 1,964.06	0.00 0.00 0.00 1,964.06	1,964.06
3135G06G3	FNMA Note 0.5% Due 11/07/2025	Various Various 6,300,000.00	6,279,895.00 0.00 0.00 6,279,895.00	15,225.00 15,750.00 2,100.00 2,625.00	0.00 0.00 0.00 2,625.00	2,625.00
3135G0W66	FNMA Note 1.625% Due 10/15/2024	Various Various 3,500,000.00	3,564,275.00 0.00 0.00 3,564,275.00	2,527.77 0.00 7,267.36 4,739.59	0.00 0.00 0.00 4,739.59	4,739.59
3135G0X24	FNMA Note 1.625% Due 01/07/2025	Various Various 4,220,000.00	4,282,878.20 0.00 0.00 4,282,878.20	21,715.42 0.00 27,430.00 5,714.58	0.00 0.00 0.00 5,714.58	5,714.58
3137B4WB8	FHLMC K033 A2 3.06% Due 07/25/2023	07/23/2019 07/26/2019 1,625,486.06	2,259,069.87 0.00 580,755.52 1,678,314.35	1,115.86 5,579.30 829.00 5,292.44	0.00 0.00 0.00 5,292.44	5,292.44
3137B7MZ9	FHLMC K036 A2 3.527% Due 10/25/2023	Various Various 970,276.97	3,688,504.85 0.00 2,680,402.23 1,008,102.62	2,118.56 17,681.58 570.36 16,133.38	0.00 0.00 0.00 16,133.38	16,133.38
3137BSP72	FHLMC K058 A2 2.653% Due 08/25/2026	11/12/2021 11/17/2021 1,500,000.00	1,586,425.78 0.00 0.00 1,586,425.78	3,316.25 3,316.25 3,316.25 3,316.25	0.00 0.00 0.00 3,316.25	3,316.25

City of Corona Consolidated

Income Earned



Account #10003

As of May 31, 2023

CUSIP	Security Description	Trade Date Settle Date Units	Book Value: Begin Book Value: Acq Book Value: Disp Book Value: End	Prior Accrued Inc. Received Ending Accrued Total Interest	Accr. Of Discount Amort. Of Premium Net Accret/Amort Income Earned	Total Income
3137BSRE5	FHLMC K059 A2 3.12% Due 09/25/2026	02/18/2022 02/24/2022 3,000,000.00	3,128,437.50 0.00 0.00 3,128,437.50	7,800.00 7,800.00 7,800.00 7,800.00	0.00 0.00 0.00 7,800.00	7,800.00
3137BYPQ7	FHLMC K726 A2 Due 04/25/2024	04/22/2019 04/25/2019 0.00	2,763,174.34 0.00 2,763,174.34 0.00	6,641.71 10,179.24 0.00 3,537.53	0.00 0.00 0.00 3,537.53	3,537.53
3137EAEP0	FHLMC Note 1.5% Due 02/12/2025	02/13/2020 02/14/2020 6,575,000.00	6,569,937.25 0.00 0.00 6,569,937.25	21,642.71 0.00 29,861.46 8,218.75	0.00 0.00 0.00 8,218.75	8,218.75
3137EAEU9	FHLMC Note 0.375% Due 07/21/2025	Various Various 6,300,000.00	6,277,899.60 0.00 0.00 6,277,899.60	6,562.50 0.00 8,531.25 1,968.75	0.00 0.00 0.00 1,968.75	1,968.75
3137EAEX3	FHLMC Note 0.375% Due 09/23/2025	Various Various 6,295,000.00	6,276,346.05 0.00 0.00 6,276,346.05	2,491.77 0.00 4,458.96 1,967.19	0.00 0.00 0.00 1,967.19	1,967.19
3137F4D41	FHLMC K074 A2 3.6% Due 01/25/2028	03/16/2023 03/21/2023 3,000,000.00	2,911,054.69 0.00 0.00 2,911,054.69	1,800.00 9,000.00 1,800.00 9,000.00	0.00 0.00 0.00 9,000.00	9,000.00
3137FBBX3	FHLMC K068 A2 3.244% Due 08/25/2027	11/02/2022 11/07/2022 2,650,000.00	2,482,408.20 0.00 0.00 2,482,408.20	7,163.83 7,163.83 7,163.83 7,163.83	0.00 0.00 0.00 7,163.83	7,163.83
3137FETN0	FHLMC K073 A2 3.35% Due 01/25/2028	Various Various 5,000,000.00	4,748,624.69 0.00 0.00 4,748,624.69	2,791.67 13,958.34 2,791.67 13,958.34	0.00 0.00 0.00 13,958.34	13,958.34
3137FG6X8	FHLMC K077 A2 3.85% Due 05/25/2028	Various Various 5,320,000.00	0.00 5,229,125.01 0.00 5,229,125.01	0.00 (15,429.94) 3,413.66 (12,016.28)	0.00 0.00 0.00 (12,016.28)	(12,016.28)

City of Corona Consolidated

Income Earned



Account #10003

As of May 31, 2023

CUSIP	Security Description	Trade Date Settle Date Units	Book Value: Begin Book Value: Acq Book Value: Disp Book Value: End	Prior Accrued Inc. Received Ending Accrued Total Interest	Accr. Of Discount Amort. Of Premium Net Accret/Amort Income Earned	Total Income
362554AC1	GM Financial Securitized Term 2021-4 A3 0.68% Due 09/16/2026	10/13/2021 10/21/2021 780,000.00	779,980.11 0.00 0.00 779,980.11	221.00 442.00 221.00 442.00	0.00 0.00 0.00 442.00	442.00
36262XAC8	GM Financial Auto Lease Trust 2021-3 A2 0.39% Due 10/21/2024	08/10/2021 08/18/2021 1,553,074.48	1,745,384.42 0.00 192,331.06 1,553,053.36	207.99 567.26 185.07 544.34	0.00 0.00 0.00 544.34	544.34
36265MAC9	GM Financial Auto Lease Trust 2022-1 A3 1.9% Due 03/20/2025	02/15/2022 02/23/2022 2,105,000.00	2,104,981.90 0.00 0.00 2,104,981.90	1,222.07 3,332.92 1,222.07 3,332.92	0.00 0.00 0.00 3,332.92	3,332.92
380146AC4	GM Financial Auto Receivables 2022-1 A3 1.26% Due 11/16/2026	01/11/2022 01/19/2022 660,000.00	659,942.65 0.00 0.00 659,942.65	346.50 693.00 346.50 693.00	0.00 0.00 0.00 693.00	693.00
40139LBC6	Guardian Life Glob Fun Note 0.875% Due 12/10/2025	Various Various 3,000,000.00	2,969,700.00 0.00 0.00 2,969,700.00	10,281.26 0.00 12,468.76 2,187.50	0.00 0.00 0.00 2,187.50	2,187.50
43813DAC2	Honda Auto Receivables 2020-2 A3 0.82% Due 07/15/2024	05/18/2020 05/27/2020 121,015.34	155,881.12 0.00 34,875.30 121,005.82	56.81 106.53 44.10 93.82	0.00 0.00 0.00 93.82	93.82
43813GAC5	Honda Auto Receivables Trust 2021-1 A3 0.27% Due 04/21/2025	02/17/2021 02/24/2021 348,110.07	383,195.20 0.00 35,091.49 348,103.71	28.74 86.22 26.11 83.59	0.00 0.00 0.00 83.59	83.59
43813KAC6	Honda Auto Receivables Trust 2020-3 A3 0.37% Due 10/18/2024	09/22/2020 09/29/2020 441,094.51	506,450.50 0.00 65,420.79 441,029.71	67.68 156.18 58.94 147.44	0.00 0.00 0.00 147.44	147.44
43815BAC4	Honda Auto Receivables Trust 2022-1 A3 1.88% Due 05/15/2026	02/15/2022 02/23/2022 1,650,000.00	1,649,751.84 0.00 0.00 1,649,751.84	1,378.67 2,585.00 1,378.67 2,585.00	0.00 0.00 0.00 2,585.00	2,585.00

City of Corona Consolidated

Income Earned



Account #10003

As of May 31, 2023

CUSIP	Security Description	Trade Date Settle Date Units	Book Value: Begin Book Value: Acq Book Value: Disp Book Value: End	Prior Accrued Inc. Received Ending Accrued Total Interest	Accr. Of Discount Amort. Of Premium Net Accret/Amort Income Earned	Total Income
43815GAC3	Honda Auto Receivables Trust 2021-4 A3 0.88% Due 01/21/2026	11/16/2021 11/24/2021 1,025,000.00	1,024,783.93 0.00 0.00 1,024,783.93	250.56 751.67 250.56 751.67	0.00 0.00 0.00 751.67	751.67
44891RAC4	Hyundai Auto Receivables Trust 2020-C A3 0.38% Due 05/15/2025	10/20/2020 10/28/2020 650,180.93	725,687.93 0.00 75,656.73 650,031.20	122.59 229.85 109.81 217.07	0.00 0.00 0.00 217.07	217.07
44891VAC5	Hyundai Auto Lease Trust 2021-B A3 0.33% Due 06/17/2024	06/08/2021 06/16/2021 814,769.57	1,031,764.01 0.00 217,116.65 814,647.36	151.35 283.78 119.50 251.93	0.00 0.00 0.00 251.93	251.93
44891WAC3	Hyundai Auto Lease Trust 2022-A A3 1.16% Due 01/15/2025	01/11/2022 01/19/2022 1,205,000.00	1,204,973.37 0.00 0.00 1,204,973.37	621.24 1,164.83 621.24 1,164.83	0.00 0.00 0.00 1,164.83	1,164.83
448977AD0	Hyundai Auto Receivables Trust 2022-A A3 2.22% Due 10/15/2026	03/09/2022 03/16/2022 1,350,000.00	1,349,948.03 0.00 0.00 1,349,948.03	1,332.00 2,497.50 1,332.00 2,497.50	0.00 0.00 0.00 2,497.50	2,497.50
44933LAC7	Hyundai Auto Receivables Trust 2021-A A3 0.38% Due 09/15/2025	04/20/2021 04/28/2021 867,354.49	939,896.68 0.00 72,633.43 867,263.25	158.75 297.66 146.49 285.40	0.00 0.00 0.00 285.40	285.40
44935FAD6	Hyundai Auto Receivables Trust 2021-C A3 0.74% Due 05/15/2026	11/09/2021 11/17/2021 730,000.00	729,837.06 0.00 0.00 729,837.06	240.09 450.17 240.09 450.17	0.00 0.00 0.00 450.17	450.17
4581X0DV7	Inter-American Dev Bank Note 0.875% Due 04/20/2026	04/13/2021 04/20/2021 6,390,000.00	6,360,733.80 0.00 0.00 6,360,733.80	1,708.44 0.00 6,367.81 4,659.37	0.00 0.00 0.00 4,659.37	4,659.37
459058JL8	Intl. Bank Recon & Development Note 0.5% Due 10/28/2025	Various Various 6,300,000.00	6,272,360.85 0.00 0.00 6,272,360.85	262.51 0.00 2,887.50 2,624.99	0.00 0.00 0.00 2,624.99	2,624.99

City of Corona Consolidated

Account #10003

Income Earned

As of May 31, 2023



CUSIP	Security Description	Trade Date Settle Date Units	Book Value: Begin Book Value: Acq Book Value: Disp Book Value: End	Prior Accrued Inc. Received Ending Accrued Total Interest	Accr. Of Discount Amort. Of Premium Net Accret/Amort Income Earned	Total Income
46647PBK1	JP Morgan Chase & Co Callable Note Cont 4/22/2025 2.083% Due 04/22/2026	05/20/2021 05/24/2021 1,000,000.00	1,037,330.00 0.00 0.00 1,037,330.00	520.75 0.00 2,256.58 1,735.83	0.00 0.00 0.00 1,735.83	1,735.83
46647PCH7	JP Morgan Chase & Co Callable Note Cont 6/1/2024 0.824% Due 06/01/2025	05/24/2021 06/01/2021 3,295,000.00	3,299,268.65 0.00 0.00 3,299,268.65	11,312.83 0.00 13,575.40 2,262.57	0.00 0.00 0.00 2,262.57	2,262.57
46647PCK0	JP Morgan Chase & Co Callable Note Cont 6/23/2024 0.969% Due 06/23/2025	Various Various 1,565,000.00	1,565,968.20 0.00 0.00 1,565,968.20	5,391.94 0.00 6,655.68 1,263.74	0.00 0.00 0.00 1,263.74	1,263.74
47787JAC2	John Deere Owner Trust 2022-A A3 2.32% Due 09/16/2026	03/10/2022 03/16/2022 1,010,000.00	1,009,776.59 0.00 0.00 1,009,776.59	1,041.42 1,952.67 1,041.42 1,952.67	0.00 0.00 0.00 1,952.67	1,952.67
47787NAC3	John Deere Owner Trust 2020-B A3 0.51% Due 11/15/2024	07/14/2020 07/22/2020 89,654.01	134,016.75 0.00 44,376.40 89,640.35	30.38 56.97 20.32 46.91	0.00 0.00 0.00 46.91	46.91
47789KAC7	John Deere Owner Trust 2020-A A3 1.1% Due 08/15/2024	Various Various 69,203.93	153,862.82 0.00 84,509.75 69,353.07	75.06 140.74 33.84 99.52	0.00 0.00 0.00 99.52	99.52
47789QAC4	John Deere Owner Trust 2021-B A3 0.52% Due 03/16/2026	07/13/2021 07/21/2021 1,183,480.05	1,289,884.93 0.00 106,510.45 1,183,374.48	298.13 559.00 273.52 534.39	0.00 0.00 0.00 534.39	534.39
47800CAC0	John Deere Owner Trust 2023-A A3 5.01% Due 11/15/2027	02/22/2023 03/02/2023 1,880,000.00	1,879,657.46 0.00 0.00 1,879,657.46	4,186.13 7,849.00 4,186.13 7,849.00	0.00 0.00 0.00 7,849.00	7,849.00
57629WDE7	Mass Mutual Global funding Note 1.2% Due 07/16/2026	08/10/2021 08/12/2021 2,272,000.00	2,271,369.92 0.00 0.00 2,271,369.92	7,952.00 0.00 10,224.00 2,272.00	0.00 0.00 0.00 2,272.00	2,272.00

City of Corona Consolidated

Income Earned



Account #10003

As of May 31, 2023

CUSIP	Security Description	Trade Date Settle Date Units	Book Value: Begin Book Value: Acq Book Value: Disp Book Value: End	Prior Accrued Inc. Received Ending Accrued Total Interest	Accr. Of Discount Amort. Of Premium Net Accret/Amort Income Earned	Total Income
57636QAW4	MasterCard Inc Callable Note Cont 2/9/28 4.875% Due 03/09/2028	03/06/2023 03/09/2023 2,090,000.00	2,087,972.70 0.00 0.00 2,087,972.70	14,717.08 0.00 23,207.71 8,490.63	0.00 0.00 0.00 8,490.63	8,490.63
58933YBH7	Merck & Co Callable Note Cont 4/17/2028 4.05% Due 05/17/2028	05/08/2023 05/17/2023 1,975,000.00	0.00 1,975,392.25 0.00 1,975,392.25	0.00 0.00 3,110.63 3,110.63	0.00 0.00 0.00 3,110.63	3,110.63
58989V2D5	Met Tower Global Funding Note 1.25% Due 09/14/2026	09/07/2021 09/14/2021 1,715,000.00	1,713,422.20 0.00 0.00 1,713,422.20	2,798.78 0.00 4,585.24 1,786.46	0.00 0.00 0.00 1,786.46	1,786.46
59217GER6	Metlife Note 1.875% Due 01/11/2027	01/03/2022 01/11/2022 2,485,000.00	2,482,167.10 0.00 0.00 2,482,167.10	14,236.98 0.00 18,119.79 3,882.81	0.00 0.00 0.00 3,882.81	3,882.81
6174468Q5	Morgan Stanley Callable Note Cont 4/28/2025 2.188% Due 04/28/2026	05/18/2022 05/20/2022 1,600,000.00	1,511,376.00 0.00 0.00 1,511,376.00	291.73 0.00 3,209.07 2,917.34	0.00 0.00 0.00 2,917.34	2,917.34
63743HFE7	National Rural Utilities Note 3.45% Due 06/15/2025	04/27/2022 05/04/2022 940,000.00	939,746.20 0.00 0.00 939,746.20	12,251.33 0.00 14,953.83 2,702.50	0.00 0.00 0.00 2,702.50	2,702.50
64952WEK5	New York Life Global Note 1.45% Due 01/14/2025	01/11/2022 01/14/2022 3,745,000.00	3,740,955.40 0.00 0.00 3,740,955.40	16,139.91 0.00 20,665.12 4,525.21	0.00 0.00 0.00 4,525.21	4,525.21
665859AW4	Northern Trust Company Callable Note Cont 4/10/2027 4% Due 05/10/2027	05/05/2022 05/10/2022 1,345,000.00	1,342,821.10 0.00 0.00 1,342,821.10	25,555.00 26,900.00 3,138.33 4,483.33	0.00 0.00 0.00 4,483.33	4,483.33
66815L2A6	Northwestern Mutual Gbl Note 0.8% Due 01/14/2026	12/06/2021 12/08/2021 1,870,000.00	1,820,388.90 0.00 0.00 1,820,388.90	4,446.44 0.00 5,693.11 1,246.67	0.00 0.00 0.00 1,246.67	1,246.67

City of Corona Consolidated

Income Earned



Account #10003

As of May 31, 2023

CUSIP	Security Description	Trade Date Settle Date Units	Book Value: Begin Book Value: Acq Book Value: Disp Book Value: End	Prior Accrued Inc. Received Ending Accrued Total Interest	Accr. Of Discount Amort. Of Premium Net Accret/Amort Income Earned	Total Income
66815L2J7	Northwestern Mutual Gbl Note 4% Due 07/01/2025	06/27/2022 07/01/2022 2,350,000.00	2,349,201.00 0.00 0.00 2,349,201.00	31,333.33 0.00 39,166.67 7,833.34	0.00 0.00 0.00 7,833.34	7,833.34
69371RQ25	Paccar Financial Corp Note Due 08/15/2024	08/08/2019 08/15/2019 0.00	713,419.85 0.00 713,419.85 0.00	3,245.31 3,629.62 0.00 384.31	0.00 0.00 0.00 384.31	384.31
69371RR73	Paccar Financial Corp Note 2.85% Due 04/07/2025	03/31/2022 04/07/2022 2,970,000.00	2,969,227.80 0.00 0.00 2,969,227.80	5,643.00 0.00 12,696.75 7,053.75	0.00 0.00 0.00 7,053.75	7,053.75
74153WCQ0	Pricoa Global Funding Note 1.15% Due 12/06/2024	12/01/2021 12/08/2021 1,975,000.00	1,972,965.75 0.00 0.00 1,972,965.75	9,148.09 0.00 11,040.80 1,892.71	0.00 0.00 0.00 1,892.71	1,892.71
756109AU8	Realty Income Corp Callable Note Cont 10/15/2027 3.65% Due 01/15/2028	Various Various 4,500,000.00	4,242,810.00 0.00 0.00 4,242,810.00	48,362.50 0.00 62,050.00 13,687.50	0.00 0.00 0.00 13,687.50	13,687.50
78015K7C2	Royal Bank of Canada Note 2.25% Due 11/01/2024	12/05/2019 12/09/2019 3,600,000.00	3,598,128.00 0.00 0.00 3,598,128.00	40,500.00 40,500.00 6,750.00 6,750.00	0.00 0.00 0.00 6,750.00	6,750.00
78016EZ59	Royal Bank of Canada Note 3.375% Due 04/14/2025	04/07/2022 04/14/2022 1,270,000.00	1,269,530.10 0.00 0.00 1,269,530.10	2,024.06 0.00 5,595.94 3,571.88	0.00 0.00 0.00 3,571.88	3,571.88
79466LAG9	Salesforce.com Inc Callable Note Cont 7/15/2022 0.625% Due 07/15/2024	Various Various 3,100,000.00	3,076,192.60 0.00 0.00 3,076,192.60	5,704.86 0.00 7,319.44 1,614.58	0.00 0.00 0.00 1,614.58	1,614.58
808513BN4	Charles Schwab Corp Callable Note Cont 2/18/2024 0.75% Due 03/18/2024	03/16/2021 03/18/2021 1,775,000.00	1,774,112.50 0.00 0.00 1,774,112.50	1,590.10 0.00 2,699.48 1,109.38	0.00 0.00 0.00 1,109.38	1,109.38

City of Corona Consolidated

Account #10003

Income Earned

As of May 31, 2023



CUSIP	Security Description	Trade Date Settle Date Units	Book Value: Begin Book Value: Acq Book Value: Disp Book Value: End	Prior Accrued Inc. Received Ending Accrued Total Interest	Accr. Of Discount Amort. Of Premium Net Accret/Amort Income Earned	Total Income
808513BY0	Charles Schwab Corp Callable Note Cont 2/3/2027 2.45% Due 03/03/2027	03/09/2022 03/11/2022 1,300,000.00	1,282,866.00 0.00 0.00 1,282,866.00	5,131.39 0.00 7,785.56 2,654.17	0.00 0.00 0.00 2,654.17	2,654.17
880591EZ1	Tennessee Valley Authority Note 3.875% Due 03/15/2028	05/04/2023 05/05/2023 3,500,000.00	0.00 3,548,755.00 0.00 3,548,755.00	0.00 (13,185.76) 22,980.90 9,795.14	0.00 0.00 0.00 9,795.14	9,795.14
89114TZT2	Toronto-Dominion Bank Note 2.8% Due 03/10/2027	03/09/2022 03/11/2022 1,900,000.00	1,884,933.00 0.00 0.00 1,884,933.00	7,536.67 0.00 11,970.00 4,433.33	0.00 0.00 0.00 4,433.33	4,433.33
89115A2C5	Toronto-Dominion Bank Note 4.108% Due 06/08/2027	08/26/2022 08/30/2022 1,400,000.00	1,395,310.00 0.00 0.00 1,395,310.00	22,845.04 0.00 27,637.71 4,792.67	0.00 0.00 0.00 4,792.67	4,792.67
89236TJK2	Toyota Motor Credit Corp Note 1.125% Due 06/18/2026	06/15/2021 06/18/2021 3,325,000.00	3,323,537.00 0.00 0.00 3,323,537.00	13,819.53 0.00 16,936.72 3,117.19	0.00 0.00 0.00 3,117.19	3,117.19
89236TJT3	Toyota Motor Credit Corp Note 1.45% Due 01/13/2025	01/10/2022 01/13/2022 2,700,000.00	2,696,382.00 0.00 0.00 2,696,382.00	11,745.00 0.00 15,007.50 3,262.50	0.00 0.00 0.00 3,262.50	3,262.50
89236XAC0	Toyota Auto Receivables 2020-D A3 0.35% Due 01/15/2025	10/06/2020 10/13/2020 314,555.90	368,715.10 0.00 54,217.81 314,497.29	57.37 107.56 48.93 99.12	0.00 0.00 0.00 99.12	99.12
89238JAC9	Toyota Auto Receivables Trust 2021-D A3 0.71% Due 04/15/2026	11/09/2021 11/15/2021 955,000.00	954,979.66 0.00 0.00 954,979.66	301.36 565.04 301.36 565.04	0.00 0.00 0.00 565.04	565.04
89238LAC4	Toyota Lease Owner Trust 2022-A A3 1.96% Due 02/20/2025	02/23/2022 02/28/2022 2,565,000.00	2,564,596.27 0.00 0.00 2,564,596.27	1,536.15 4,189.50 1,536.15 4,189.50	0.00 0.00 0.00 4,189.50	4,189.50

City of Corona Consolidated

Income Earned



Account #10003

As of May 31, 2023

CUSIP	Security Description	Trade Date Settle Date Units	Book Value: Begin Book Value: Acq Book Value: Disp Book Value: End	Prior Accrued Inc. Received Ending Accrued Total Interest	Accr. Of Discount Amort. Of Premium Net Accret/Amort Income Earned	Total Income
89240BAC2	Toyota Auto Receivables Owners 2021-A A3 0.26% Due 05/15/2025	02/02/2021 02/08/2021 1,269,438.37	1,390,517.44 0.00 121,314.67 1,269,202.77	160.71 301.33 146.69 287.31	0.00 0.00 0.00 287.31	287.31
90331HPL1	US Bank NA Callable Note Cont 12/21/2024 2.05% Due 01/21/2025	01/16/2020 01/21/2020 4,145,000.00	4,136,171.15 0.00 0.00 4,136,171.15	23,603.47 0.00 30,684.51 7,081.04	0.00 0.00 0.00 7,081.04	7,081.04
9128283D0	US Treasury Note 2.25% Due 10/31/2024	11/07/2019 11/08/2019 4,000,000.00	4,090,468.75 0.00 0.00 4,090,468.75	244.57 0.00 7,826.09 7,581.52	0.00 0.00 0.00 7,581.52	7,581.52
912828B66	US Treasury Note 2.75% Due 02/15/2024	Various Various 5,000,000.00	5,121,796.88 0.00 0.00 5,121,796.88	28,487.57 0.00 40,262.43 11,774.86	0.00 0.00 0.00 11,774.86	11,774.86
912828D56	US Treasury Note 2.375% Due 08/15/2024	12/12/2019 12/13/2019 5,000,000.00	5,140,234.38 0.00 0.00 5,140,234.38	24,602.90 0.00 34,772.10 10,169.20	0.00 0.00 0.00 10,169.20	10,169.20
912828V23	US Treasury Note 2.25% Due 12/31/2023	06/21/2019 06/24/2019 4,500,000.00	4,588,417.97 0.00 0.00 4,588,417.97	33,843.23 0.00 42,513.81 8,670.58	0.00 0.00 0.00 8,670.58	8,670.58
912828X70	US Treasury Note 2% Due 04/30/2024	Various Various 4,800,000.00	4,833,281.25 0.00 0.00 4,833,281.25	260.86 0.00 8,347.82 8,086.96	0.00 0.00 0.00 8,086.96	8,086.96
912828XX3	US Treasury Note 2% Due 06/30/2024	Various Various 4,900,000.00	4,942,253.91 0.00 0.00 4,942,253.91	32,756.91 0.00 41,149.18 8,392.27	0.00 0.00 0.00 8,392.27	8,392.27
912828ZC7	US Treasury Note 1.125% Due 02/28/2025	03/18/2020 03/19/2020 7,000,000.00	7,108,007.81 0.00 0.00 7,108,007.81	13,267.66 0.00 19,901.49 6,633.83	0.00 0.00 0.00 6,633.83	6,633.83

City of Corona Consolidated

Income Earned



Account #10003

As of May 31, 2023

CUSIP	Security Description	Trade Date Settle Date Units	Book Value: Begin Book Value: Acq Book Value: Disp Book Value: End	Prior Accrued Inc. Received Ending Accrued Total Interest	Accr. Of Discount Amort. Of Premium Net Accret/Amort Income Earned	Total Income
91282CAB7	US Treasury Note 0.25% Due 07/31/2025	03/12/2021 03/15/2021 6,000,000.00	5,879,062.50 0.00 0.00 5,879,062.50	3,729.28 0.00 5,013.81 1,284.53	0.00 0.00 0.00 1,284.53	1,284.53
91282CAM3	US Treasury Note 0.25% Due 09/30/2025	03/29/2021 03/30/2021 3,200,000.00	3,130,375.00 0.00 0.00 3,130,375.00	677.60 0.00 1,355.19 677.59	0.00 0.00 0.00 677.59	677.59
91282CAT8	US Treasury Note 0.25% Due 10/31/2025	02/19/2021 02/22/2021 6,000,000.00	5,923,125.00 0.00 0.00 5,923,125.00	40.76 0.00 1,304.35 1,263.59	0.00 0.00 0.00 1,263.59	1,263.59
91282CAZ4	US Treasury Note 0.375% Due 11/30/2025	03/26/2021 03/29/2021 3,800,000.00	3,731,867.19 0.00 0.00 3,731,867.19	5,950.55 7,125.00 38.93 1,213.38	0.00 0.00 0.00 1,213.38	1,213.38
91282CBR1	US Treasury Note 0.25% Due 03/15/2024	03/30/2021 03/31/2021 2,900,000.00	2,892,976.56 0.00 0.00 2,892,976.56	925.95 0.00 1,536.68 610.73	0.00 0.00 0.00 610.73	610.73
91282CCW9	US Treasury Note 0.75% Due 08/31/2026	09/23/2021 09/24/2021 1,570,000.00	1,558,899.61 0.00 0.00 1,558,899.61	1,983.83 0.00 2,975.75 991.92	0.00 0.00 0.00 991.92	991.92
91282CCZ2	US Treasury Note 0.875% Due 09/30/2026	10/18/2021 10/19/2021 3,130,000.00	3,083,172.27 0.00 0.00 3,083,172.27	2,319.71 0.00 4,639.41 2,319.70	0.00 0.00 0.00 2,319.70	2,319.70
91282CDG3	US Treasury Note 1.125% Due 10/31/2026	11/15/2021 11/17/2021 3,120,000.00	3,100,987.50 0.00 0.00 3,100,987.50	95.38 0.00 3,052.17 2,956.79	0.00 0.00 0.00 2,956.79	2,956.79
91282CED9	US Treasury Note 1.75% Due 03/15/2025	04/05/2022 04/07/2022 7,000,000.00	6,823,085.94 0.00 0.00 6,823,085.94	15,645.38 0.00 25,964.67 10,319.29	0.00 0.00 0.00 10,319.29	10,319.29

City of Corona Consolidated

Income Earned



Account #10003

As of May 31, 2023

CUSIP	Security Description	Trade Date Settle Date Units	Book Value: Begin Book Value: Acq Book Value: Disp Book Value: End	Prior Accrued Inc. Received Ending Accrued Total Interest	Accr. Of Discount Amort. Of Premium Net Accret/Amort Income Earned	Total Income
91282CET4	US Treasury Note 2.625% Due 05/31/2027	06/09/2022 06/10/2022 2,400,000.00	2,351,156.25 0.00 0.00 2,351,156.25	26,307.69 31,500.00 172.13 5,364.44	0.00 0.00 0.00 5,364.44	5,364.44
91282CEW7	US Treasury Note 3.25% Due 06/30/2027	Various Various 6,650,000.00	6,690,380.86 0.00 0.00 6,690,380.86	72,240.68 0.00 90,748.62 18,507.94	0.00 0.00 0.00 18,507.94	18,507.94
91282CFB2	US Treasury Note 2.75% Due 07/31/2027	08/22/2022 08/23/2022 1,300,000.00	1,277,960.94 0.00 0.00 1,277,960.94	8,888.12 0.00 11,949.59 3,061.47	0.00 0.00 0.00 3,061.47	3,061.47
91282CFH9	US Treasury Note 3.125% Due 08/31/2027	Various Various 3,450,000.00	3,399,517.58 0.00 0.00 3,399,517.58	18,164.06 0.00 27,246.09 9,082.03	0.00 0.00 0.00 9,082.03	9,082.03
91282CFM8	US Treasury Note 4.125% Due 09/30/2027	Various Various 2,800,000.00	2,770,000.01 0.00 0.00 2,770,000.01	9,782.78 0.00 19,565.57 9,782.79	0.00 0.00 0.00 9,782.79	9,782.79
91282CFZ9	US Treasury Note 3.875% Due 11/30/2027	Various Various 4,600,000.00	4,628,085.94 0.00 0.00 4,628,085.94	74,434.07 89,125.00 487.02 15,177.95	0.00 0.00 0.00 15,177.95	15,177.95
91282CGC9	US Treasury Note 3.875% Due 12/31/2027	Various Various 7,000,000.00	7,028,945.31 0.00 0.00 7,028,945.31	90,666.44 0.00 113,895.03 23,228.59	0.00 0.00 0.00 23,228.59	23,228.59
91282CGH8	US Treasury Note 3.5% Due 01/31/2028	02/16/2023 02/17/2023 7,000,000.00	6,828,007.81 0.00 0.00 6,828,007.81	60,911.60 0.00 81,892.27 20,980.67	0.00 0.00 0.00 20,980.67	20,980.67
91282CGP0	US Treasury Note 4% Due 02/29/2028	02/23/2023 02/28/2023 7,000,000.00	6,949,960.94 0.00 0.00 6,949,960.94	47,173.91 0.00 70,760.87 23,586.96	0.00 0.00 0.00 23,586.96	23,586.96

City of Corona Consolidated

Account #10003

Income Earned

As of May 31, 2023



CUSIP	Security Description	Trade Date Settle Date Units	Book Value: Begin Book Value: Acq Book Value: Disp Book Value: End	Prior Accrued Inc. Received Ending Accrued Total Interest	Accr. Of Discount Amort. Of Premium Net Accret/Amort Income Earned	Total Income
91324PEC2	United Health Group Inc Callable Note Cont 4/15/2026 1.15% Due 05/15/2026	Various Various 805,000.00	807,605.05 0.00 0.00 807,605.05	4,268.74 4,628.75 411.44 771.45	0.00 0.00 0.00 771.45	771.45
91324PEG3	United Health Group Inc Callable Note Cont 4/15/2027 3.7% Due 05/15/2027	05/17/2022 05/20/2022 1,365,000.00	1,365,638.40 0.00 0.00 1,365,638.40	23,288.41 25,252.50 2,244.66 4,208.75	0.00 0.00 0.00 4,208.75	4,208.75
91324PEP3	United Health Group Inc Callable Note Cont 1/15/2028 5.25% Due 02/15/2028	02/16/2023 02/21/2023 1,500,000.00	1,532,220.00 0.00 0.00 1,532,220.00	16,625.00 0.00 23,187.50 6,562.50	0.00 0.00 0.00 6,562.50	6,562.50
92290BAA9	Verizon Owner Trust 2020-B A 0.47% Due 02/20/2025	08/04/2020 08/12/2020 443,393.74	579,047.54 0.00 135,746.92 443,300.62	83.18 226.84 63.68 207.34	0.00 0.00 0.00 207.34	207.34
92348KAV5	Verizon Master Trust 2022-5 A1A 3.72% Due 07/20/2027	08/02/2022 08/11/2022 1,150,000.00	1,149,949.40 0.00 0.00 1,149,949.40	1,307.17 3,565.00 1,307.17 3,565.00	0.00 0.00 0.00 3,565.00	3,565.00
931142ERO	Wal-Mart Stores Callable Note Cont 08/17/2026 1.05% Due 09/17/2026	09/08/2021 09/17/2021 785,000.00	783,516.35 0.00 0.00 783,516.35	1,007.42 0.00 1,694.29 686.87	0.00 0.00 0.00 686.87	686.87
			342,680,078.53	1,404,943.30	0.00	
			12,402,355.76	478,581.25	0.00	
			9,595,114.72	1,493,298.13	0.00	
Total Fixed Income		345,936,530.00	345,487,319.57	566,936.08	566,936.08	566,936.08
CASH & EQUIVALENT						
60934N807	Federated Investors Govt Oblig Fund Inst.	Various Various 51,524,935.10	3,558,345.26 112,999,231.50 65,032,641.66 51,524,935.10	0.00 5,965.60 0.00 5,965.60	0.00 0.00 0.00 5,965.60	5,965.60

City of Corona Consolidated

Account #10003

Income Earned

As of May 31, 2023



CUSIP	Security Description	Trade Date Settle Date Units	Book Value: Begin Book Value: Acq Book Value: Disp Book Value: End	Prior Accrued Inc. Received Ending Accrued Total Interest	Accr. Of Discount Amort. Of Premium Net Accret/Amort Income Earned	Total Income
912797FN2	US Treasury Bill 5.381% Due 06/13/2023	05/16/2023 05/17/2023 20,000,000.00	0.00 19,919,285.00 0.00 19,919,285.00	0.00 0.00 44,841.67 44,841.67	0.00 0.00 0.00 44,841.67	44,841.67
912797FY8	US Treasury Bill 5.021% Due 07/18/2023	05/16/2023 05/17/2023 20,000,000.00	0.00 19,827,054.44 0.00 19,827,054.44	0.00 0.00 41,841.67 41,841.67	0.00 0.00 0.00 41,841.67	41,841.67
912797GG6	US Treasury Bill 5.017% Due 08/15/2023	05/16/2023 05/17/2023 20,000,000.00	0.00 19,749,150.00 0.00 19,749,150.00	0.00 0.00 41,808.33 41,808.33	0.00 0.00 0.00 41,808.33	41,808.33
Total Cash & Equivalent			111,524,935.10	134,457.27	134,457.27	134,457.27
LOCAL AGENCY INVESTMENT FUND						
90LAIF\$00	Local Agency Investment Fund State Pool	Various Various 45,709,460.36	129,209,460.36 35,500,000.00 119,000,000.00 45,709,460.36	327,990.10 0.00 553,401.17 225,411.07	0.00 0.00 0.00 225,411.07	225,411.07
Total Local Agency Investment Fund			45,709,460.36	225,411.07	225,411.07	225,411.07
TOTAL PORTFOLIO			503,170,925.46	926,804.42	926,804.42	926,804.42

City of Corona Consolidated

Cash Flow Report



Account #10003

As of May 31, 2023

Payment Date	Transaction Type	CUSIP	Quantity	Security Description	Principal Amount	Income	Total Amount
06/01/2023	Interest	46647PCH7	3,295,000.00	JP Morgan Chase & Co Callable Note Cont 6/1/2024 0.824% Due 6/1/2025	0.00	13,575.40	13,575.40
06/01/2023	Paydown	3137B7M29	970,276.97	FHLMC K036 A2 3.527% Due 10/25/2023	56,072.56	32.96	56,105.52
06/02/2023	Purchase	3137FETN0	1,000,000.00	FHLMC K073 A2 3.35% Due 1/25/2028	-959,375.00	-93.06	-959,468.06
06/02/2023	Short Sale	60934N807	-959,468.06	Federated Investors Govt Oblig Fund Inst.	959,468.06	0.00	959,468.06
06/06/2023	Interest	74153WCQ0	1,975,000.00	Pricoa Global Funding Note 1.15% Due 12/6/2024	0.00	11,356.25	11,356.25
06/08/2023	Interest	89115A2C5	1,400,000.00	Toronto-Dominion Bank Note 4.108% Due 6/8/2027	0.00	28,756.00	28,756.00
06/10/2023	Interest	40139LBC6	3,000,000.00	Guardian Life Glob Fun Note 0.875% Due 12/10/2025	0.00	13,125.00	13,125.00
06/13/2023	Maturity	912797FN2	20,000,000.00	US Treasury Bill 5.381% Due 6/13/2023	19,919,285.00	80,715.00	20,000,000.00
06/14/2023	Interest	3130A1XJ2	5,500,000.00	FHLB Note 2.875% Due 6/14/2024	0.00	79,062.51	79,062.51
06/15/2023	Interest	63743HFE7	940,000.00	National Rural Utilities Note 3.45% Due 6/15/2025	0.00	16,215.00	16,215.00
06/15/2023	Paydown	89240BAC2	1,269,438.37	Toyota Auto Receivables Owners 2021-A A3 0.26% Due 5/15/2025	126,758.30	275.04	127,033.34
06/15/2023	Paydown	02582JIT8	2,765,000.00	American Express Credit Trust 2022-2 A 3.39% Due 5/17/2027	0.00	7,811.13	7,811.13
06/15/2023	Paydown	44891VAC5	814,769.57	Hyundai Auto Lease Trust 2021-B A3 0.33% Due 6/17/2024	203,664.39	224.06	203,888.45
06/15/2023	Paydown	47787NAC3	89,654.01	John Deere Owner Trust 2020-B A3 0.51% Due 11/15/2024	11,191.40	38.10	11,229.50
06/15/2023	Paydown	47789QAC4	1,183,480.05	John Deere Owner Trust 2021-B A3 0.52% Due 3/16/2026	53,742.79	512.84	54,255.63
06/15/2023	Paydown	43815BAC4	1,650,000.00	Honda Auto Receivables Trust 2022-1 A3 1.88% Due 5/15/2026	0.00	2,585.00	2,585.00
06/15/2023	Paydown	89238JAC9	955,000.00	Toyota Auto Receivables Trust 2021-D A3 0.71% Due 4/15/2026	45,207.71	565.04	45,772.75

City of Corona Consolidated

Cash Flow Report



Account #10003

As of May 31, 2023

Payment Date	Transaction Type	CUSIP	Quantity	Security Description	Principal Amount	Income	Total Amount
06/15/2023	Paydown	44891RAC4	650,180.93	Hyundai Auto Receivables Trust 2020-C A3 0.38% Due 5/15/2025	72,136.44	205.89	72,342.33
06/15/2023	Paydown	44933LAC7	867,354.49	Hyundai Auto Receivables Trust 2021-A A3 0.38% Due 9/15/2025	72,150.43	274.66	72,425.09
06/15/2023	Paydown	47800CAC0	1,880,000.00	John Deere Owner Trust 2023-A A3 5.01% Due 11/15/2027	31,109.97	7,849.00	38,958.97
06/15/2023	Paydown	43813DAC2	121,015.34	Honda Auto Receivables 2020-2 A3 0.82% Due 7/15/2024	8,605.63	82.69	8,688.32
06/15/2023	Paydown	44891WAC3	1,205,000.00	Hyundai Auto Lease Trust 2022-A A3 1.16% Due 1/15/2025	0.00	1,164.83	1,164.83
06/15/2023	Paydown	448977AD0	1,350,000.00	Hyundai Auto Receivables Trust 2022-A A3 2.22% Due 10/15/2026	0.00	2,497.50	2,497.50
06/15/2023	Paydown	44935FAD6	730,000.00	Hyundai Auto Receivables Trust 2021-C A3 0.74% Due 5/15/2026	36,442.24	450.17	36,892.41
06/15/2023	Paydown	47787JAC2	1,010,000.00	John Deere Owner Trust 2022-A A3 2.32% Due 9/16/2026	0.00	1,952.67	1,952.67
06/15/2023	Paydown	47789KAC7	69,203.93	John Deere Owner Trust 2020-A A3 1.1% Due 8/15/2024	4,525.43	63.44	4,588.87
06/15/2023	Paydown	89236XAC0	314,555.90	Toyota Auto Receivables 2020-D A3 0.35% Due 1/15/2025	16,299.45	91.75	16,391.20
06/16/2023	Paydown	362554AC1	780,000.00	GM Financial Securitized Term 2021-4 A3 0.68% Due 9/16/2026	0.00	442.00	442.00
06/16/2023	Paydown	380146AC4	660,000.00	GM Financial Auto Receivables 2022-1 A3 1.26% Due 11/16/2026	0.00	693.00	693.00
06/17/2023	Interest	3135G04Z3	6,200,000.00	FNMA Note 0.5% Due 6/17/2025	0.00	15,500.00	15,500.00
06/18/2023	Interest	89236TJK2	3,325,000.00	Toyota Motor Credit Corp Note 1.125% Due 6/18/2026	0.00	18,703.13	18,703.13
06/18/2023	Paydown	43813KAC6	441,094.51	Honda Auto Receivables Trust 2020-3 A3 0.37% Due 10/18/2024	73,459.11	136.00	73,595.11
06/19/2023	Interest	06051GJD2	3,000,000.00	Bank of America Corp Callable Note Cont 6/19/2025 1.319% Due 6/19/2026	0.00	19,785.00	19,785.00
06/19/2023	Paydown	3137BSP72	0.00	FHLMC K058 A2 2.653% Due 8/25/2026	0.00	3,316.25	3,316.25

City of Corona Consolidated

Cash Flow Report



Account #10003

As of May 31, 2023

Payment Date	Transaction Type	CUSIP	Quantity	Security Description	Principal Amount	Income	Total Amount
06/19/2023	Paydown	3137BYPQ7	0.00	FHLMC K726 A2	3,658.92	6,641.75	10,300.67
06/19/2023	Paydown	3137FBBX3	0.00	FHLMC K068 A2 3.244% Due 8/25/2027	0.00	7,163.83	7,163.83
06/19/2023	Paydown	3137BSRE5	0.00	FHLMC K059 A2 3.12% Due 9/25/2026	0.00	7,800.00	7,800.00
06/20/2023	Interest	3130AQF40	4,300,000.00	FHLB Note 1% Due 12/20/2024	0.00	21,500.00	21,500.00
06/20/2023	Paydown	89238LAC4	2,565,000.00	Toyota Lease Owner Trust 2022-A A3 1.96% Due 2/20/2025	0.00	4,189.50	4,189.50
06/20/2023	Paydown	36262XAC8	1,553,074.48	GM Financial Auto Lease Trust 2021-3 A2 0.39% Due 10/21/2024	193,998.46	504.75	194,503.21
06/20/2023	Paydown	36265MAC9	2,105,000.00	GM Financial Auto Lease Trust 2022-1 A3 1.9% Due 3/20/2025	0.00	3,332.92	3,332.92
06/20/2023	Paydown	92290BAA9	443,393.74	Verizon Owner Trust 2020-B A 0.47% Due 2/20/2025	21,031.41	173.66	21,205.07
06/20/2023	Paydown	92348KAV5	1,150,000.00	Verizon Master Trust 2022-5 A1A 3.72% Due 7/20/2027	0.00	3,565.00	3,565.00
06/21/2023	Paydown	43815GAC3	1,025,000.00	Honda Auto Receivables Trust 2021-4 A3 0.88% Due 1/21/2026	48,695.73	751.67	49,447.40
06/21/2023	Paydown	43813GAC5	348,110.07	Honda Auto Receivables Trust 2021-1 A3 0.27% Due 4/21/2025	34,773.17	78.32	34,851.49
06/23/2023	Interest	46647PCK0	1,565,000.00	JP Morgan Chase & Co Callable Note Cont 6/23/2024 0.969% Due 6/23/2025	0.00	7,582.43	7,582.43
06/25/2023	Interest	3137B7MZ9	970,276.97	FHLMC K036 A2 3.527% Due 10/25/2023	0.00	2,687.00	2,687.00
06/25/2023	Paydown	3137FBBX3	2,650,000.00	FHLMC K068 A2 3.244% Due 8/25/2027	0.00	7,163.83	7,163.83
06/25/2023	Paydown	05601XAC3	916,544.65	BMW Vehicle Lease Trust 2022-1 A3 1.1% Due 3/25/2025	89,861.07	840.17	90,701.24
06/25/2023	Paydown	09690AAC7	512,896.93	BMW Vehicle Lease Trust 2021-2 A3 0.33% Due 12/26/2024	73,217.88	141.05	73,358.93
06/25/2023	Paydown	3137BSRE5	3,000,000.00	FHLMC K059 A2 3.12% Due 9/25/2026	0.00	7,800.00	7,800.00

City of Corona Consolidated

Cash Flow Report



Account #10003

As of May 31, 2023

Payment Date	Transaction Type	CUSIP	Quantity	Security Description	Principal Amount	Income	Total Amount
06/25/2023	Paydown	3137FG6X8	5,320,000.00	FHLMC K077 A2 3.85% Due 5/25/2028	79,432.47	17,068.34	96,500.81
06/25/2023	Paydown	05602RAD3	1,065,000.00	BMW Vehicle Owner Trust 2022-A A3 3.21% Due 8/25/2026	0.00	2,848.88	2,848.88
06/25/2023	Paydown	3137B4WB8	1,625,486.06	FHLMC K033 A2 3.06% Due 7/25/2023	811,498.39	4,144.99	815,643.38
06/25/2023	Paydown	3137BSP72	1,500,000.00	FHLMC K058 A2 2.653% Due 8/25/2026	0.00	3,316.25	3,316.25
06/25/2023	Paydown	3137F4D41	3,000,000.00	FHLMC K074 A2 3.6% Due 1/25/2028	48,551.83	9,000.00	57,551.83
06/25/2023	Paydown	3137FETN0	6,000,000.00	FHLMC K073 A2 3.35% Due 1/25/2028	0.00	16,750.00	16,750.00
06/30/2023	Interest	912828V23	4,500,000.00	US Treasury Note 2.25% Due 12/31/2023	0.00	50,625.00	50,625.00
06/30/2023	Interest	912828XX3	4,900,000.00	US Treasury Note 2% Due 6/30/2024	0.00	49,000.00	49,000.00
06/30/2023	Interest	91282CGC9	7,000,000.00	US Treasury Note 3.875% Due 12/31/2027	0.00	135,625.00	135,625.00
06/30/2023	Interest	91282CEW7	6,650,000.00	US Treasury Note 3.25% Due 6/30/2027	0.00	108,062.50	108,062.50
JUN 2023					22,135,463.24	806,321.09	22,941,784.33
07/01/2023	Interest	66815L2J7	2,350,000.00	Northwestern Mutual Glbl Note 4% Due 7/1/2025	0.00	47,000.00	47,000.00
07/01/2023	Paydown	3137B7MZ9	970,276.97	FHLMC K036 A2 3.527% Due 10/25/2023	70,110.08	41.21	70,151.29
07/07/2023	Interest	3135G0X24	4,220,000.00	FNMA Note 1.625% Due 1/7/2025	0.00	34,287.50	34,287.50
07/11/2023	Interest	59217GER6	2,485,000.00	Metlife Note 1.875% Due 1/11/2027	0.00	23,296.88	23,296.88
07/13/2023	Interest	89236TJT3	2,700,000.00	Toyota Motor Credit Corp Note 1.45% Due 1/13/2025	0.00	19,575.00	19,575.00
07/14/2023	Interest	64952WEK5	3,745,000.00	New York Life Global Note 1.45% Due 1/14/2025	0.00	27,151.25	27,151.25

City of Corona Consolidated

Cash Flow Report



Account #10003

As of May 31, 2023

Payment Date	Transaction Type	CUSIP	Quantity	Security Description	Principal Amount	Income	Total Amount
07/14/2023	Interest	66815L2A6	1,870,000.00	Northwestern Mutual Gbl Note 0.8% Due 1/14/2026	0.00	7,480.00	7,480.00
07/15/2023	Interest	756109AU8	4,500,000.00	Realty Income Corp Callable Note Cont 10/15/2027 3.65% Due 1/15/2028	0.00	82,125.00	82,125.00
07/15/2023	Interest	79466LAG9	3,100,000.00	Salesforce.com Inc Callable Note Cont 7/15/2022 0.625% Due 7/15/2024	0.00	9,687.51	9,687.51
07/15/2023	Paydown	89236XAC0	314,555.90	Toyota Auto Receivables 2020-D A3 0.35% Due 1/15/2025	16,242.91	86.99	16,329.90
07/15/2023	Paydown	43813DAC2	121,015.34	Honda Auto Receivables 2020-2 A3 0.82% Due 7/15/2024	8,611.51	76.81	8,688.32
07/15/2023	Paydown	44935FAD6	730,000.00	Hyundai Auto Receivables Trust 2021-C A3 0.74% Due 5/15/2026	36,448.32	427.69	36,876.01
07/15/2023	Paydown	47787JAC2	1,010,000.00	John Deere Owner Trust 2022-A A3 2.32% Due 9/16/2026	0.00	1,952.67	1,952.67
07/15/2023	Paydown	47789KAC7	69,203.93	John Deere Owner Trust 2020-A A3 1.1% Due 8/15/2024	4,537.89	59.28	4,597.17
07/15/2023	Paydown	47800CAC0	1,880,000.00	John Deere Owner Trust 2023-A A3 5.01% Due 11/15/2027	31,239.85	7,719.12	38,958.97
07/15/2023	Paydown	44891WAC3	1,205,000.00	Hyundai Auto Lease Trust 2022-A A3 1.16% Due 1/15/2025	0.00	1,164.83	1,164.83
07/15/2023	Paydown	448977AD0	1,350,000.00	Hyundai Auto Receivables Trust 2022-A A3 2.22% Due 10/15/2026	0.00	2,497.50	2,497.50
07/15/2023	Paydown	44933LAC7	867,354.49	Hyundai Auto Receivables Trust 2021-A A3 0.38% Due 9/15/2025	72,173.89	251.81	72,425.70
07/15/2023	Paydown	89238JAC9	955,000.00	Toyota Auto Receivables Trust 2021-D A3 0.71% Due 4/15/2026	45,234.46	538.29	45,772.75
07/15/2023	Paydown	89240BAC2	1,269,438.37	Toyota Auto Receivables Owners 2021-A A3 0.26% Due 5/15/2025	126,799.49	247.58	127,047.07
07/15/2023	Paydown	02582JIT8	2,765,000.00	American Express Credit Trust 2022-2 A 3.39% Due 5/17/2027	0.00	7,811.13	7,811.13
07/15/2023	Paydown	43815BAC4	1,650,000.00	Honda Auto Receivables Trust 2022-1 A3 1.88% Due 5/15/2026	0.00	2,585.00	2,585.00
07/15/2023	Paydown	47787NAC3	89,654.01	John Deere Owner Trust 2020-B A3 0.51% Due 11/15/2024	11,195.78	33.35	11,229.13

City of Corona Consolidated

Cash Flow Report



Account #10003

As of May 31, 2023

Payment Date	Transaction Type	CUSIP	Quantity	Security Description	Principal Amount	Income	Total Amount
07/15/2023	Paydown	47789QAC4	1,183,480.05	John Deere Owner Trust 2021-B A3 0.52% Due 3/16/2026	53,747.72	489.55	54,237.27
07/15/2023	Paydown	44891RAC4	650,180.93	Hyundai Auto Receivables Trust 2020-C A3 0.38% Due 5/15/2025	72,162.88	183.05	72,345.93
07/15/2023	Paydown	44891VAC5	814,769.57	Hyundai Auto Lease Trust 2021-B A3 0.33% Due 6/17/2024	203,683.06	168.05	203,851.11
07/16/2023	Interest	57629WDE7	2,272,000.00	Mass Mutual Global funding Note 1.2% Due 7/16/2026	0.00	13,632.00	13,632.00
07/16/2023	Paydown	362554AC1	780,000.00	GM Financial Securitized Term 2021-4 A3 0.68% Due 9/16/2026	37,056.26	442.00	37,498.26
07/16/2023	Paydown	380146AC4	660,000.00	GM Financial Auto Receivables 2022-1 A3 1.26% Due 11/16/2026	0.00	693.00	693.00
07/17/2023	Dividend	90LAIF\$00	7,020,426,032.21	Local Agency Investment Fund State Pool	0.00	560,589.21	560,589.21
07/18/2023	Maturity	912797FY8	20,000,000.00	US Treasury Bill 5.021% Due 7/18/2023	19,827,054.44	172,945.56	20,000,000.00
07/18/2023	Paydown	43813KAC6	441,094.51	Honda Auto Receivables Trust 2020-3 A3 0.37% Due 10/18/2024	73,481.76	113.35	73,595.11
07/20/2023	Interest	24422EWR6	2,450,000.00	John Deere Capital Corp Note 4.75% Due 1/20/2028	0.00	61,743.40	61,743.40
07/20/2023	Paydown	36262XAC8	1,553,074.48	GM Financial Auto Lease Trust 2021-3 A2 0.39% Due 10/21/2024	194,037.26	441.70	194,478.96
07/20/2023	Paydown	36265MAC9	2,105,000.00	GM Financial Auto Lease Trust 2022-1 A3 1.9% Due 3/20/2025	0.00	3,332.92	3,332.92
07/20/2023	Paydown	89238LAC4	2,565,000.00	Toyota Lease Owner Trust 2022-A A3 1.96% Due 2/20/2025	0.00	4,189.50	4,189.50
07/20/2023	Paydown	92290BAA9	443,393.74	Verizon Owner Trust 2020-B A 0.47% Due 2/20/2025	21,039.64	165.43	21,205.07
07/20/2023	Paydown	92348KAV5	1,150,000.00	Verizon Master Trust 2022-5 A1A 3.72% Due 7/20/2027	0.00	3,565.00	3,565.00
07/21/2023	Interest	3137EAEU9	6,300,000.00	FHLMC Note 0.375% Due 7/21/2025	0.00	11,812.50	11,812.50
07/21/2023	Interest	90331HPL1	4,145,000.00	US Bank NA Callable Note Cont 12/21/2024 2.05% Due 1/21/2025	0.00	42,486.25	42,486.25

City of Corona Consolidated

Cash Flow Report



Account #10003

As of May 31, 2023

Payment Date	Transaction Type	CUSIP	Quantity	Security Description	Principal Amount	Income	Total Amount
07/21/2023	Paydown	43815GAC3	1,025,000.00	Honda Auto Receivables Trust 2021-4 A3 0.88% Due 1/21/2026	48,707.09	715.96	49,423.05
07/21/2023	Paydown	43813GAC5	348,110.07	Honda Auto Receivables Trust 2021-1 A3 0.27% Due 4/21/2025	34,781.57	70.50	34,852.07
07/25/2023	Interest	3137B7MZ9	970,276.97	FHLMC K036 A2 3.527% Due 10/25/2023	0.00	2,480.93	2,480.93
07/25/2023	Paydown	3137BSP72	1,500,000.00	FHLMC K058 A2 2.653% Due 8/25/2026	0.00	3,316.25	3,316.25
07/25/2023	Paydown	3137FBBX3	2,650,000.00	FHLMC K068 A2 3.244% Due 8/25/2027	0.00	7,163.83	7,163.83
07/25/2023	Paydown	05601XAC3	916,544.65	BMW Vehicle Lease Trust 2022-1 A3 1.1% Due 3/25/2025	90,254.97	757.79	91,012.76
07/25/2023	Paydown	05602RAD3	1,065,000.00	BMW Vehicle Owner Trust 2022-A A3 3.21% Due 8/25/2026	0.00	2,848.88	2,848.88
07/25/2023	Paydown	3137B4WB8	1,625,486.06	FHLMC K033 A2 3.06% Due 7/25/2023	813,987.66	2,075.67	816,063.33
07/25/2023	Paydown	3137F4D41	3,000,000.00	FHLMC K074 A2 3.6% Due 1/25/2028	48,722.98	8,854.34	57,577.32
07/25/2023	Paydown	3137FETN0	6,000,000.00	FHLMC K073 A2 3.35% Due 1/25/2028	0.00	16,750.00	16,750.00
07/25/2023	Paydown	09690AAC7	512,896.93	BMW Vehicle Lease Trust 2021-2 A3 0.33% Due 12/26/2024	73,235.58	120.91	73,356.49
07/25/2023	Paydown	3137BSRE5	3,000,000.00	FHLMC K059 A2 3.12% Due 9/25/2026	0.00	7,800.00	7,800.00
07/25/2023	Paydown	3137FG6X8	5,320,000.00	FHLMC K077 A2 3.85% Due 5/25/2028	79,723.72	16,813.49	96,537.21
07/31/2023	Interest	91282CAB7	6,000,000.00	US Treasury Note 0.25% Due 7/31/2025	0.00	7,500.00	7,500.00
07/31/2023	Interest	91282CFB2	1,300,000.00	US Treasury Note 2.75% Due 7/31/2027	0.00	17,875.00	17,875.00
07/31/2023	Interest	91282CGH8	7,000,000.00	US Treasury Note 3.5% Due 1/31/2028	0.00	122,500.00	122,500.00
JUL 2023					22,094,270.77	1,370,732.42	23,465,003.19

City of Corona Consolidated

Cash Flow Report



Account #10003

As of May 31, 2023

Payment Date	Transaction Type	CUSIP	Quantity	Security Description	Principal Amount	Income	Total Amount
08/01/2023	Paydown	3137B7MZ9	970,276.97	FHLMC K036 A2 3.527% Due 10/25/2023	243,924.91	143.39	244,068.30
08/12/2023	Interest	3137EAEP0	6,575,000.00	FHLMC Note 1.5% Due 2/12/2025	0.00	49,312.50	49,312.50
08/15/2023	Interest	912828B66	5,000,000.00	US Treasury Note 2.75% Due 2/15/2024	0.00	68,750.00	68,750.00
08/15/2023	Interest	912828D56	5,000,000.00	US Treasury Note 2.375% Due 8/15/2024	0.00	59,375.00	59,375.00
08/15/2023	Interest	91324PEP3	1,500,000.00	United Health Group Inc Callable Note Cont 1/15/2028 5.25% Due 2/15/2028	0.00	39,375.00	39,375.00
08/15/2023	Maturity	912797GG6	20,000,000.00	US Treasury Bill 5.017% Due 8/15/2023	19,749,150.00	250,850.00	20,000,000.00
08/15/2023	Paydown	02582JIT8	2,765,000.00	American Express Credit Trust 2022-2 A 3.39% Due 5/17/2027	0.00	7,811.13	7,811.13
08/15/2023	Paydown	44891RAC4	650,180.93	Hyundai Auto Receivables Trust 2020-C A3 0.38% Due 5/15/2025	72,189.34	160.20	72,349.54
08/15/2023	Paydown	44891VAC5	814,769.57	Hyundai Auto Lease Trust 2021-B A3 0.33% Due 6/17/2024	203,701.73	112.04	203,813.77
08/15/2023	Paydown	44933LAC7	867,354.49	Hyundai Auto Receivables Trust 2021-A A3 0.38% Due 9/15/2025	72,197.34	228.96	72,426.30
08/15/2023	Paydown	47787NAC3	89,654.01	John Deere Owner Trust 2020-B A3 0.51% Due 11/15/2024	11,200.16	28.59	11,228.75
08/15/2023	Paydown	47789QAC4	1,183,480.05	John Deere Owner Trust 2021-B A3 0.52% Due 3/16/2026	53,752.64	466.26	54,218.90
08/15/2023	Paydown	89240BAC2	1,269,438.37	Toyota Auto Receivables Owners 2021-A A3 0.26% Due 5/15/2025	126,840.70	220.11	127,060.81
08/15/2023	Paydown	43813DAC2	121,015.34	Honda Auto Receivables 2020-2 A3 0.82% Due 7/15/2024	8,617.39	70.93	8,688.32
08/15/2023	Paydown	43815BAC4	1,650,000.00	Honda Auto Receivables Trust 2022-1 A3 1.88% Due 5/15/2026	0.00	2,585.00	2,585.00
08/15/2023	Paydown	47789KAC7	69,203.93	John Deere Owner Trust 2020-A A3 1.1% Due 8/15/2024	4,550.36	55.13	4,605.49

City of Corona Consolidated

Cash Flow Report



Account #10003

As of May 31, 2023

Payment Date	Transaction Type	CUSIP	Quantity	Security Description	Principal Amount	Income	Total Amount
08/15/2023	Paydown	89236XAC0	314,555.90	Toyota Auto Receivables 2020-D A3 0.35% Due 1/15/2025	16,185.77	82.25	16,268.02
08/15/2023	Paydown	44891WAC3	1,205,000.00	Hyundai Auto Lease Trust 2022-A A3 1.16% Due 1/15/2025	133,203.07	1,164.83	134,367.90
08/15/2023	Paydown	448977AD0	1,350,000.00	Hyundai Auto Receivables Trust 2022-A A3 2.22% Due 10/15/2026	0.00	2,497.50	2,497.50
08/15/2023	Paydown	44935FAD6	730,000.00	Hyundai Auto Receivables Trust 2021-C A3 0.74% Due 5/15/2026	36,454.39	405.22	36,859.61
08/15/2023	Paydown	47787JAC2	1,010,000.00	John Deere Owner Trust 2022-A A3 2.32% Due 9/16/2026	0.00	1,952.67	1,952.67
08/15/2023	Paydown	89238JAC9	955,000.00	Toyota Auto Receivables Trust 2021-D A3 0.71% Due 4/15/2026	45,261.22	511.53	45,772.75
08/15/2023	Paydown	47800CAC0	1,880,000.00	John Deere Owner Trust 2023-A A3 5.01% Due 11/15/2027	31,370.28	7,588.69	38,958.97
08/16/2023	Paydown	362554AC1	780,000.00	GM Financial Securitized Term 2021-4 A3 0.68% Due 9/16/2026	37,064.91	421.00	37,485.91
08/16/2023	Paydown	380146AC4	660,000.00	GM Financial Auto Receivables 2022-1 A3 1.26% Due 11/16/2026	0.00	693.00	693.00
08/18/2023	Paydown	43813KAC6	441,094.51	Honda Auto Receivables Trust 2020-3 A3 0.37% Due 10/18/2024	73,504.41	90.70	73,595.11
08/20/2023	Paydown	89238LAC4	2,565,000.00	Toyota Lease Owner Trust 2022-A A3 1.96% Due 2/20/2025	0.00	4,189.50	4,189.50
08/20/2023	Paydown	36262XAC8	1,553,074.48	GM Financial Auto Lease Trust 2021-3 A2 0.39% Due 10/21/2024	194,076.06	378.64	194,454.70
08/20/2023	Paydown	36265MAC9	2,105,000.00	GM Financial Auto Lease Trust 2022-1 A3 1.9% Due 3/20/2025	0.00	3,332.92	3,332.92
08/20/2023	Paydown	92290BAA9	443,393.74	Verizon Owner Trust 2020-B A 0.47% Due 2/20/2025	21,047.89	157.18	21,205.07
08/20/2023	Paydown	92348KAV5	1,150,000.00	Verizon Master Trust 2022-5 A1A 3.72% Due 7/20/2027	0.00	3,565.00	3,565.00
08/21/2023	Paydown	43815GAC3	1,025,000.00	Honda Auto Receivables Trust 2021-4 A3 0.88% Due 1/21/2026	48,718.46	680.24	49,398.70
08/21/2023	Paydown	43813GAC5	348,110.07	Honda Auto Receivables Trust 2021-1 A3 0.27% Due 4/21/2025	34,789.98	62.67	34,852.65

City of Corona Consolidated

Cash Flow Report



Account #10003

As of May 31, 2023

Payment Date	Transaction Type	CUSIP	Quantity	Security Description	Principal Amount	Income	Total Amount
08/25/2023	Interest	3137B7MZ9	970,276.97	FHLMC K036 A2 3.527% Due 10/25/2023	0.00	1,764.00	1,764.00
08/25/2023	Interest	3135G05X7	6,285,000.00	FNMA Note 0.375% Due 8/25/2025	0.00	11,784.38	11,784.38
08/25/2023	Paydown	3137F4D41	3,000,000.00	FHLMC K074 A2 3.6% Due 1/25/2028	48,894.72	8,708.18	57,602.90
08/25/2023	Paydown	3137FETN0	6,000,000.00	FHLMC K073 A2 3.35% Due 1/25/2028	0.00	16,750.00	16,750.00
08/25/2023	Paydown	3137BSRE5	3,000,000.00	FHLMC K059 A2 3.12% Due 9/25/2026	0.00	7,800.00	7,800.00
08/25/2023	Paydown	3137FG6X8	5,320,000.00	FHLMC K077 A2 3.85% Due 5/25/2028	80,016.04	16,557.71	96,573.75
08/25/2023	Paydown	05602RAD3	1,065,000.00	BMW Vehicle Owner Trust 2022-A A3 3.21% Due 8/25/2026	0.00	2,848.88	2,848.88
08/25/2023	Paydown	3137BSP72	1,500,000.00	FHLMC K058 A2 2.653% Due 8/25/2026	0.00	3,316.25	3,316.25
08/25/2023	Paydown	3137FBBX3	2,650,000.00	FHLMC K068 A2 3.244% Due 8/25/2027	0.00	7,163.83	7,163.83
08/25/2023	Paydown	05601XAC3	916,544.65	BMW Vehicle Lease Trust 2022-1 A3 1.1% Due 3/25/2025	90,650.59	675.06	91,325.65
08/25/2023	Paydown	09690AAC7	512,896.93	BMW Vehicle Lease Trust 2021-2 A3 0.33% Due 12/26/2024	73,253.28	100.77	73,354.05
08/31/2023	Interest	91282CCW9	1,570,000.00	US Treasury Note 0.75% Due 8/31/2026	0.00	5,887.50	5,887.50
08/31/2023	Interest	91282CFH9	3,450,000.00	US Treasury Note 3.125% Due 8/31/2027	0.00	53,906.25	53,906.25
08/31/2023	Interest	91282CGP0	7,000,000.00	US Treasury Note 4% Due 2/29/2028	0.00	140,000.00	140,000.00
08/31/2023	Interest	912828ZC7	7,000,000.00	US Treasury Note 1.125% Due 2/28/2025	0.00	39,375.00	39,375.00
AUG 2023					21,510,615.64	823,955.59	22,334,571.23
09/01/2023	Paydown	3137B7MZ9	970,276.97	FHLMC K036 A2 3.527% Due 10/25/2023	501,811.74	294.98	502,106.72

City of Corona Consolidated

Cash Flow Report



Account #10003

As of May 31, 2023

Payment Date	Transaction Type	CUSIP	Quantity	Security Description	Principal Amount	Income	Total Amount
09/03/2023	Interest	808513BY0	1,300,000.00	Charles Schwab Corp Callable Note Cont 2/3/2027 2.45% Due 3/3/2027	0.00	15,925.00	15,925.00
09/09/2023	Interest	57636QAW4	2,090,000.00	MasterCard Inc Callable Note Cont 2/9/28 4.875% Due 3/9/2028	0.00	50,943.75	50,943.75
09/10/2023	Interest	89114TZT2	1,900,000.00	Toronto-Dominion Bank Note 2.8% Due 3/10/2027	0.00	26,600.00	26,600.00
09/13/2023	Interest	3130A2UW4	4,000,000.00	FHLB Note 2.875% Due 9/13/2024	0.00	57,500.00	57,500.00
09/14/2023	Interest	58989V2D5	1,715,000.00	Met Tower Global Funding Note 1.25% Due 9/14/2026	0.00	10,718.75	10,718.75
09/15/2023	Interest	880591EZ1	3,500,000.00	Tennessee Valley Authority Note 3.875% Due 3/15/2028	0.00	62,161.46	62,161.46
09/15/2023	Interest	91282CBR1	2,900,000.00	US Treasury Note 0.25% Due 3/15/2024	0.00	3,625.00	3,625.00
09/15/2023	Interest	91282CED9	7,000,000.00	US Treasury Note 1.75% Due 3/15/2025	0.00	61,250.00	61,250.00
09/15/2023	Paydown	43815BAC4	1,650,000.00	Honda Auto Receivables Trust 2022-1 A3 1.88% Due 5/15/2026	0.00	2,585.00	2,585.00
09/15/2023	Paydown	89238JAC9	955,000.00	Toyota Auto Receivables Trust 2021-D A3 0.71% Due 4/15/2026	45,288.00	484.75	45,772.75
09/15/2023	Paydown	44891VAC5	814,769.57	Hyundai Auto Lease Trust 2021-B A3 0.33% Due 6/17/2024	203,720.40	56.02	203,776.42
09/15/2023	Paydown	44935FAD6	730,000.00	Hyundai Auto Receivables Trust 2021-C A3 0.74% Due 5/15/2026	36,460.46	382.74	36,843.20
09/15/2023	Paydown	47787JAC2	1,010,000.00	John Deere Owner Trust 2022-A A3 2.32% Due 9/16/2026	0.00	1,952.67	1,952.67
09/15/2023	Paydown	02582JIT8	2,765,000.00	American Express Credit Trust 2022-2 A 3.39% Due 5/17/2027	0.00	7,811.13	7,811.13
09/15/2023	Paydown	44891WAC3	1,205,000.00	Hyundai Auto Lease Trust 2022-A A3 1.16% Due 1/15/2025	133,374.01	1,036.07	134,410.08
09/15/2023	Paydown	448977AD0	1,350,000.00	Hyundai Auto Receivables Trust 2022-A A3 2.22% Due 10/15/2026	0.00	2,497.50	2,497.50
09/15/2023	Paydown	44933LAC7	867,354.49	Hyundai Auto Receivables Trust 2021-A A3 0.38% Due 9/15/2025	72,220.80	206.10	72,426.90

City of Corona Consolidated

Cash Flow Report



Account #10003

As of May 31, 2023

Payment Date	Transaction Type	CUSIP	Quantity	Security Description	Principal Amount	Income	Total Amount
09/15/2023	Paydown	47787NAC3	89,654.01	John Deere Owner Trust 2020-B A3 0.51% Due 11/15/2024	11,204.55	23.83	11,228.38
09/15/2023	Paydown	47789QAC4	1,183,480.05	John Deere Owner Trust 2021-B A3 0.52% Due 3/16/2026	53,757.57	442.97	54,200.54
09/15/2023	Paydown	89240BAC2	1,269,438.37	Toyota Auto Receivables Owners 2021-A A3 0.26% Due 5/15/2025	126,881.92	192.63	127,074.55
09/15/2023	Paydown	89236XAC0	314,555.90	Toyota Auto Receivables 2020-D A3 0.35% Due 1/15/2025	16,128.05	77.53	16,205.58
09/15/2023	Paydown	43813DAC2	121,015.34	Honda Auto Receivables 2020-2 A3 0.82% Due 7/15/2024	8,623.28	65.04	8,688.32
09/15/2023	Paydown	44891RAC4	650,180.93	Hyundai Auto Receivables Trust 2020-C A3 0.38% Due 5/15/2025	72,215.81	137.34	72,353.15
09/15/2023	Paydown	47789KAC7	69,203.93	John Deere Owner Trust 2020-A A3 1.1% Due 8/15/2024	4,562.87	50.96	4,613.83
09/15/2023	Paydown	47800CAC0	1,880,000.00	John Deere Owner Trust 2023-A A3 5.01% Due 11/15/2027	31,501.25	7,457.72	38,958.97
09/16/2023	Paydown	362554AC1	780,000.00	GM Financial Securitized Term 2021-4 A3 0.68% Due 9/16/2026	37,073.56	400.00	37,473.56
09/16/2023	Paydown	380146AC4	660,000.00	GM Financial Auto Receivables 2022-1 A3 1.26% Due 11/16/2026	30,073.04	693.00	30,766.04
09/17/2023	Interest	931142ER0	785,000.00	Wal-Mart Stores Callable Note Cont 08/17/2026 1.05% Due 9/17/2026	0.00	4,121.25	4,121.25
09/18/2023	Interest	808513BN4	1,775,000.00	Charles Schwab Corp Callable Note Cont 2/18/2024 0.75% Due 3/18/2024	0.00	6,656.25	6,656.25
09/18/2023	Paydown	43813KAC6	441,094.51	Honda Auto Receivables Trust 2020-3 A3 0.37% Due 10/18/2024	73,527.08	68.03	73,595.11
09/20/2023	Paydown	92348KAV5	1,150,000.00	Verizon Master Trust 2022-5 A1A 3.72% Due 7/20/2027	0.00	3,565.00	3,565.00
09/20/2023	Paydown	92290BAA9	443,393.74	Verizon Owner Trust 2020-B A 0.47% Due 2/20/2025	21,056.13	148.94	21,205.07
09/20/2023	Paydown	36262XAC8	1,553,074.48	GM Financial Auto Lease Trust 2021-3 A2 0.39% Due 10/21/2024	194,114.88	315.56	194,430.44
09/20/2023	Paydown	36265MAC9	2,105,000.00	GM Financial Auto Lease Trust 2022-1 A3 1.9% Due 3/20/2025	259,114.70	3,332.92	262,447.62

City of Corona Consolidated

Cash Flow Report



Account #10003

As of May 31, 2023

Payment Date	Transaction Type	CUSIP	Quantity	Security Description	Principal Amount	Income	Total Amount
09/20/2023	Paydown	89238LAC4	2,565,000.00	Toyota Lease Owner Trust 2022-A A3 1.96% Due 2/20/2025	0.00	4,189.50	4,189.50
09/21/2023	Paydown	43813GAC5	348,110.07	Honda Auto Receivables Trust 2021-1 A3 0.27% Due 4/21/2025	34,798.38	54.85	34,853.23
09/21/2023	Paydown	43815GAC3	1,025,000.00	Honda Auto Receivables Trust 2021-4 A3 0.88% Due 1/21/2026	48,729.83	644.51	49,374.34
09/23/2023	Interest	3137EAEX3	6,295,000.00	FHLMC Note 0.375% Due 9/23/2025	0.00	11,803.13	11,803.13
09/25/2023	Interest	3137B7MZ9	970,276.97	FHLMC K036 A2 3.527% Due 10/25/2023	0.00	289.09	289.09
09/25/2023	Paydown	3137BSRE5	3,000,000.00	FHLMC K059 A2 3.12% Due 9/25/2026	0.00	7,800.00	7,800.00
09/25/2023	Paydown	3137FBBX3	2,650,000.00	FHLMC K068 A2 3.244% Due 8/25/2027	0.00	7,163.83	7,163.83
09/25/2023	Paydown	3137FG6X8	5,320,000.00	FHLMC K077 A2 3.85% Due 5/25/2028	80,309.44	16,300.99	96,610.43
09/25/2023	Paydown	3137F4D41	3,000,000.00	FHLMC K074 A2 3.6% Due 1/25/2028	49,067.08	8,561.49	57,628.57
09/25/2023	Paydown	3137FETN0	6,000,000.00	FHLMC K073 A2 3.35% Due 1/25/2028	0.00	16,750.00	16,750.00
09/25/2023	Paydown	05601XAC3	916,544.65	BMW Vehicle Lease Trust 2022-1 A3 1.1% Due 3/25/2025	91,047.94	591.96	91,639.90
09/25/2023	Paydown	05602RAD3	1,065,000.00	BMW Vehicle Owner Trust 2022-A A3 3.21% Due 8/25/2026	0.00	2,848.88	2,848.88
09/25/2023	Paydown	09690AAC7	512,896.93	BMW Vehicle Lease Trust 2021-2 A3 0.33% Due 12/26/2024	73,270.98	80.63	73,351.61
09/25/2023	Paydown	3137BSP72	1,500,000.00	FHLMC K058 A2 2.653% Due 8/25/2026	0.00	3,316.25	3,316.25
09/30/2023	Interest	91282CAM3	3,200,000.00	US Treasury Note 0.25% Due 9/30/2025	0.00	4,000.00	4,000.00
09/30/2023	Interest	91282CCZ2	3,130,000.00	US Treasury Note 0.875% Due 9/30/2026	0.00	13,693.75	13,693.75
09/30/2023	Interest	91282CFM8	2,800,000.00	US Treasury Note 4.125% Due 9/30/2027	0.00	57,750.00	57,750.00

City of Corona Consolidated

Account #10003

Cash Flow Report

As of May 31, 2023



Payment Date	Transaction Type	CUSIP	Quantity	Security Description	Principal Amount	Income	Total Amount
SEP 2023					2,309,933.75	489,618.75	2,799,552.50
10/01/2023	Interest	13063DRK6	3,385,000.00	California State Taxable GO 2.4% Due 10/1/2024	0.00	40,620.00	40,620.00
10/01/2023	Paydown	3137B7MZ9	970,276.97	FHLMC K036 A2 3.527% Due 10/25/2023	98,357.67	57.82	98,415.49
10/07/2023	Interest	69371RR73	2,970,000.00	Paccar Financial Corp Note 2.85% Due 4/7/2025	0.00	42,322.50	42,322.50
10/14/2023	Interest	78016EZ59	1,270,000.00	Royal Bank of Canada Note 3.375% Due 4/14/2025	0.00	21,431.25	21,431.25
10/15/2023	Interest	3135G0W66	3,500,000.00	FNMA Note 1.625% Due 10/15/2024	0.00	28,437.50	28,437.50
10/15/2023	Paydown	47787NAC3	89,654.01	John Deere Owner Trust 2020-B A3 0.51% Due 11/15/2024	11,208.94	19.07	11,228.01
10/15/2023	Paydown	47789QAC4	1,183,480.05	John Deere Owner Trust 2021-B A3 0.52% Due 3/16/2026	53,762.50	419.67	54,182.17
10/15/2023	Paydown	02582JIT8	2,765,000.00	American Express Credit Trust 2022-2 A 3.39% Due 5/17/2027	0.00	7,811.13	7,811.13
10/15/2023	Paydown	43815BAC4	1,650,000.00	Honda Auto Receivables Trust 2022-1 A3 1.88% Due 5/15/2026	79,117.15	2,585.00	81,702.15
10/15/2023	Paydown	89238JAC9	955,000.00	Toyota Auto Receivables Trust 2021-D A3 0.71% Due 4/15/2026	45,314.79	457.96	45,772.75
10/15/2023	Paydown	44891RAC4	650,180.93	Hyundai Auto Receivables Trust 2020-C A3 0.38% Due 5/15/2025	72,242.29	114.47	72,356.76
10/15/2023	Paydown	44933LAC7	867,354.49	Hyundai Auto Receivables Trust 2021-A A3 0.38% Due 9/15/2025	72,244.27	183.23	72,427.50
10/15/2023	Paydown	47800CAC0	1,880,000.00	John Deere Owner Trust 2023-A A3 5.01% Due 11/15/2027	31,632.77	7,326.20	38,958.97
10/15/2023	Paydown	43813DAC2	121,015.34	Honda Auto Receivables 2020-2 A3 0.82% Due 7/15/2024	8,629.17	59.15	8,688.32
10/15/2023	Paydown	44891WAC3	1,205,000.00	Hyundai Auto Lease Trust 2022-A A3 1.16% Due 1/15/2025	133,545.17	907.14	134,452.31
10/15/2023	Paydown	448977AD0	1,350,000.00	Hyundai Auto Receivables Trust 2022-A A3 2.22% Due 10/15/2026	0.00	2,497.50	2,497.50

City of Corona Consolidated

Cash Flow Report



Account #10003

As of May 31, 2023

Payment Date	Transaction Type	CUSIP	Quantity	Security Description	Principal Amount	Income	Total Amount
10/15/2023	Paydown	44935FAD6	730,000.00	Hyundai Auto Receivables Trust 2021-C A3 0.74% Due 5/15/2026	36,466.55	360.25	36,826.80
10/15/2023	Paydown	47787JAC2	1,010,000.00	John Deere Owner Trust 2022-A A3 2.32% Due 9/16/2026	41,465.57	1,952.67	43,418.24
10/15/2023	Paydown	47789KAC7	69,203.93	John Deere Owner Trust 2020-A A3 1.1% Due 8/15/2024	4,575.41	46.78	4,622.19
10/15/2023	Paydown	89236XAC0	314,555.90	Toyota Auto Receivables 2020-D A3 0.35% Due 1/15/2025	16,069.73	72.83	16,142.56
10/15/2023	Paydown	89240BAC2	1,269,438.37	Toyota Auto Receivables Owners 2021-A A3 0.26% Due 5/15/2025	126,923.16	165.13	127,088.29
10/16/2023	Paydown	362554AC1	780,000.00	GM Financial Securitized Term 2021-4 A3 0.68% Due 9/16/2026	37,082.21	378.99	37,461.20
10/16/2023	Paydown	380146AC4	660,000.00	GM Financial Auto Receivables 2022-1 A3 1.26% Due 11/16/2026	30,204.87	661.42	30,866.29
10/18/2023	Paydown	43813KAC6	441,094.51	Honda Auto Receivables Trust 2020-3 A3 0.37% Due 10/18/2024	73,549.75	45.36	73,595.11
10/20/2023	Interest	4581X0DV7	6,390,000.00	Inter-American Dev Bank Note 0.875% Due 4/20/2026	0.00	27,956.25	27,956.25
10/20/2023	Paydown	92348KAV5	1,150,000.00	Verizon Master Trust 2022-5 A1A 3.72% Due 7/20/2027	0.00	3,565.00	3,565.00
10/20/2023	Paydown	89238LAC4	2,565,000.00	Toyota Lease Owner Trust 2022-A A3 1.96% Due 2/20/2025	0.00	4,189.50	4,189.50
10/20/2023	Paydown	36262XAC8	1,553,074.48	GM Financial Auto Lease Trust 2021-3 A2 0.39% Due 10/21/2024	194,153.70	252.48	194,406.18
10/20/2023	Paydown	36265MAC9	2,105,000.00	GM Financial Auto Lease Trust 2022-1 A3 1.9% Due 3/20/2025	260,250.50	2,922.65	263,173.15
10/20/2023	Paydown	92290BAA9	443,393.74	Verizon Owner Trust 2020-B A 0.47% Due 2/20/2025	21,064.38	140.69	21,205.07
10/21/2023	Paydown	43813GAC5	348,110.07	Honda Auto Receivables Trust 2021-1 A3 0.27% Due 4/21/2025	34,806.79	47.02	34,853.81
10/21/2023	Paydown	43815GAC3	1,025,000.00	Honda Auto Receivables Trust 2021-4 A3 0.88% Due 1/21/2026	48,741.19	608.78	49,349.97
10/22/2023	Interest	3135G03U5	5,270,000.00	FNMA Note 0.625% Due 4/22/2025	0.00	16,468.75	16,468.75

City of Corona Consolidated

Cash Flow Report



Account #10003

As of May 31, 2023

Payment Date	Transaction Type	CUSIP	Quantity	Security Description	Principal Amount	Income	Total Amount
10/22/2023	Interest	46647PBK1	1,000,000.00	JP Morgan Chase & Co Callable Note Cont 4/22/2025 2.083% Due 4/22/2026	0.00	10,415.00	10,415.00
10/23/2023	Interest	06051GHT9	3,000,000.00	Bank of America Corp Callable Note 1X 4/23/2026 3.559% Due 4/23/2027	0.00	53,385.01	53,385.01
10/25/2023	Paydown	3137FBBX3	2,650,000.00	FHLMC K068 A2 3.244% Due 8/25/2027	0.00	7,163.83	7,163.83
10/25/2023	Paydown	3137B7MZ9	970,276.97	FHLMC K036 A2 3.527% Due 10/25/2023	0.00	0.00	0.00
10/25/2023	Paydown	05601XAC3	916,544.65	BMW Vehicle Lease Trust 2022-1 A3 1.1% Due 3/25/2025	91,447.03	508.50	91,955.53
10/25/2023	Paydown	09690AAC7	512,896.93	BMW Vehicle Lease Trust 2021-2 A3 0.33% Due 12/26/2024	73,288.69	60.48	73,349.17
10/25/2023	Paydown	3137BSRE5	3,000,000.00	FHLMC K059 A2 3.12% Due 9/25/2026	0.00	7,800.00	7,800.00
10/25/2023	Paydown	3137FG6X8	5,320,000.00	FHLMC K077 A2 3.85% Due 5/25/2028	80,603.91	16,043.33	96,647.24
10/25/2023	Paydown	05602RAD3	1,065,000.00	BMW Vehicle Owner Trust 2022-A A3 3.21% Due 8/25/2026	112,900.38	2,848.88	115,749.26
10/25/2023	Paydown	3137BSP72	1,500,000.00	FHLMC K058 A2 2.653% Due 8/25/2026	0.00	3,316.25	3,316.25
10/25/2023	Paydown	3137F4D41	3,000,000.00	FHLMC K074 A2 3.6% Due 1/25/2028	49,240.04	8,414.29	57,654.33
10/25/2023	Paydown	3137FETN0	6,000,000.00	FHLMC K073 A2 3.35% Due 1/25/2028	0.00	16,750.00	16,750.00
10/28/2023	Interest	459058JL8	6,300,000.00	Intl. Bank Recon & Development Note 0.5% Due 10/28/2025	0.00	15,750.00	15,750.00
10/28/2023	Interest	6174468Q5	1,600,000.00	Morgan Stanley Callable Note Cont 4/28/2025 2.188% Due 4/28/2026	0.00	17,504.00	17,504.00
10/31/2023	Interest	91282CDG3	3,120,000.00	US Treasury Note 1.125% Due 10/31/2026	0.00	17,550.00	17,550.00
10/31/2023	Interest	9128283D0	4,000,000.00	US Treasury Note 2.25% Due 10/31/2024	0.00	45,000.00	45,000.00
10/31/2023	Interest	91282CAT8	6,000,000.00	US Treasury Note 0.25% Due 10/31/2025	0.00	7,500.00	7,500.00

City of Corona Consolidated

Cash Flow Report



Account #10003

As of May 31, 2023

Payment Date	Transaction Type	CUSIP	Quantity	Security Description	Principal Amount	Income	Total Amount
10/31/2023	Interest	912828X70	4,800,000.00	US Treasury Note 2% Due 4/30/2024	0.00	48,000.00	48,000.00
OCT 2023					1,938,888.58	493,093.71	2,431,982.29
11/01/2023	Interest	78015K7C2	3,600,000.00	Royal Bank of Canada Note 2.25% Due 11/1/2024	0.00	40,500.00	40,500.00
11/01/2023	Interest	06367WB85	2,761,000.00	Bank of Montreal Note 1.85% Due 5/1/2025	0.00	25,539.25	25,539.25
11/07/2023	Interest	3135G06G3	6,300,000.00	FNMA Note 0.5% Due 11/7/2025	0.00	15,750.00	15,750.00
11/08/2023	Interest	14913Q3B3	2,593,000.00	Caterpillar Finl Service Note 2.15% Due 11/8/2024	0.00	27,874.75	27,874.75
11/10/2023	Interest	665859AW4	1,345,000.00	Northern Trust Company Callable Note Cont 4/10/2027 4% Due 5/10/2027	0.00	26,900.00	26,900.00
11/10/2023	Interest	037833ET3	1,650,000.00	Apple Inc Callable Note Cont 4/10/2028 4% Due 5/10/2028	0.00	33,000.00	33,000.00
11/12/2023	Interest	023135BX3	4,865,000.00	Amazon.com Inc Callable Note Cont 4/12/2026 1% Due 5/12/2026	0.00	24,325.00	24,325.00
11/13/2023	Interest	14913R2V8	1,460,000.00	Caterpillar Financial Service Note 3.4% Due 5/13/2025	0.00	24,820.00	24,820.00
11/15/2023	Interest	91324PEC2	805,000.00	United Health Group Inc Callable Note Cont 4/15/2026 1.15% Due 5/15/2026	0.00	4,628.75	4,628.75
11/15/2023	Interest	91324PEG3	1,365,000.00	United Health Group Inc Callable Note Cont 4/15/2027 3.7% Due 5/15/2027	0.00	25,252.50	25,252.50
11/15/2023	Paydown	44891RAC4	650,180.93	Hyundai Auto Receivables Trust 2020-C A3 0.38% Due 5/15/2025	72,268.78	91.59	72,360.37
11/15/2023	Paydown	02582JIT8	2,765,000.00	American Express Credit Trust 2022-2 A 3.39% Due 5/17/2027	0.00	7,811.13	7,811.13
11/15/2023	Paydown	43815BAC4	1,650,000.00	Honda Auto Receivables Trust 2022-1 A3 1.88% Due 5/15/2026	79,463.94	2,461.05	81,924.99
11/15/2023	Paydown	47787NAC3	89,654.01	John Deere Owner Trust 2020-B A3 0.51% Due 11/15/2024	11,213.33	14.30	11,227.63

City of Corona Consolidated

Cash Flow Report



Account #10003

As of May 31, 2023

Payment Date	Transaction Type	CUSIP	Quantity	Security Description	Principal Amount	Income	Total Amount
11/15/2023	Paydown	47789QAC4	1,183,480.05	John Deere Owner Trust 2021-B A3 0.52% Due 3/16/2026	53,767.42	396.38	54,163.80
11/15/2023	Paydown	89240BAC2	1,269,438.37	Toyota Auto Receivables Owners 2021-A A3 0.26% Due 5/15/2025	126,964.41	137.63	127,102.04
11/15/2023	Paydown	44891WAC3	1,205,000.00	Hyundai Auto Lease Trust 2022-A A3 1.16% Due 1/15/2025	133,716.55	778.05	134,494.60
11/15/2023	Paydown	448977AD0	1,350,000.00	Hyundai Auto Receivables Trust 2022-A A3 2.22% Due 10/15/2026	66,680.76	2,497.50	69,178.26
11/15/2023	Paydown	44933LAC7	867,354.49	Hyundai Auto Receivables Trust 2021-A A3 0.38% Due 9/15/2025	72,267.75	160.35	72,428.10
11/15/2023	Paydown	89238JAC9	955,000.00	Toyota Auto Receivables Trust 2021-D A3 0.71% Due 4/15/2026	45,341.61	431.14	45,772.75
11/15/2023	Paydown	43813DAC2	121,015.34	Honda Auto Receivables 2020-2 A3 0.82% Due 7/15/2024	8,635.07	53.25	8,688.32
11/15/2023	Paydown	44935FAD6	730,000.00	Hyundai Auto Receivables Trust 2021-C A3 0.74% Due 5/15/2026	36,472.62	337.77	36,810.39
11/15/2023	Paydown	47787JAC2	1,010,000.00	John Deere Owner Trust 2022-A A3 2.32% Due 9/16/2026	41,518.79	1,872.50	43,391.29
11/15/2023	Paydown	47789KAC7	69,203.93	John Deere Owner Trust 2020-A A3 1.1% Due 8/15/2024	4,588.00	42.58	4,630.58
11/15/2023	Paydown	47800CAC0	1,880,000.00	John Deere Owner Trust 2023-A A3 5.01% Due 11/15/2027	31,764.84	7,194.13	38,958.97
11/15/2023	Paydown	89236XAC0	314,555.90	Toyota Auto Receivables 2020-D A3 0.35% Due 1/15/2025	16,010.81	68.14	16,078.95
11/16/2023	Paydown	362554AC1	780,000.00	GM Financial Securitized Term 2021-4 A3 0.68% Due 9/16/2026	37,090.86	357.98	37,448.84
11/16/2023	Paydown	380146AC4	660,000.00	GM Financial Auto Receivables 2022-1 A3 1.26% Due 11/16/2026	30,337.26	629.71	30,966.97
11/17/2023	Interest	58933YBH7	1,975,000.00	Merck & Co Callable Note Cont 4/17/2028 4.05% Due 5/17/2028	0.00	39,993.75	39,993.75
11/18/2023	Interest	22160KAM7	2,500,000.00	Costco Wholesale Corp Callable Note Cont 2/18/2027 3% Due 5/18/2027	0.00	37,500.00	37,500.00

City of Corona Consolidated

Cash Flow Report



Account #10003

As of May 31, 2023

Payment Date	Transaction Type	CUSIP	Quantity	Security Description	Principal Amount	Income	Total Amount
11/18/2023	Paydown	43813KAC6	441,094.51	Honda Auto Receivables Trust 2020-3 A3 0.37% Due 10/18/2024	73,572.43	22.68	73,595.11
11/20/2023	Paydown	92348KAV5	1,150,000.00	Verizon Master Trust 2022-5 A1A 3.72% Due 7/20/2027	0.00	3,565.00	3,565.00
11/20/2023	Paydown	36262XAC8	1,553,074.48	GM Financial Auto Lease Trust 2021-3 A2 0.39% Due 10/21/2024	194,192.53	189.38	194,381.91
11/20/2023	Paydown	36265MAC9	2,105,000.00	GM Financial Auto Lease Trust 2022-1 A3 1.9% Due 3/20/2025	261,391.26	2,510.59	263,901.85
11/20/2023	Paydown	89238LAC4	2,565,000.00	Toyota Lease Owner Trust 2022-A A3 1.96% Due 2/20/2025	319,187.63	4,189.50	323,377.13
11/20/2023	Paydown	92290BAA9	443,393.74	Verizon Owner Trust 2020-B A 0.47% Due 2/20/2025	21,072.63	132.44	21,205.07
11/21/2023	Paydown	43813GAC5	348,110.07	Honda Auto Receivables Trust 2021-1 A3 0.27% Due 4/21/2025	34,815.20	39.19	34,854.39
11/21/2023	Paydown	43815GAC3	1,025,000.00	Honda Auto Receivables Trust 2021-4 A3 0.88% Due 1/21/2026	48,752.57	573.03	49,325.60
11/25/2023	Paydown	05602RAD3	1,065,000.00	BMW Vehicle Owner Trust 2022-A A3 3.21% Due 8/25/2026	106,757.51	2,546.87	109,304.38
11/25/2023	Paydown	3137FBBX3	2,650,000.00	FHLMC K068 A2 3.244% Due 8/25/2027	0.00	7,163.83	7,163.83
11/25/2023	Paydown	3137BSP72	1,500,000.00	FHLMC K058 A2 2.653% Due 8/25/2026	0.00	3,316.25	3,316.25
11/25/2023	Paydown	3137F4D41	3,000,000.00	FHLMC K074 A2 3.6% Due 1/25/2028	49,413.61	8,266.57	57,680.18
11/25/2023	Paydown	3137FETN0	6,000,000.00	FHLMC K073 A2 3.35% Due 1/25/2028	0.00	16,750.00	16,750.00
11/25/2023	Paydown	05601XAC3	916,544.65	BMW Vehicle Lease Trust 2022-1 A3 1.1% Due 3/25/2025	91,847.87	424.68	92,272.55
11/25/2023	Paydown	09690AAC7	512,896.93	BMW Vehicle Lease Trust 2021-2 A3 0.33% Due 12/26/2024	73,306.40	40.32	73,346.72
11/25/2023	Paydown	3137BSRE5	3,000,000.00	FHLMC K059 A2 3.12% Due 9/25/2026	0.00	7,800.00	7,800.00
11/25/2023	Paydown	3137FG6X8	5,320,000.00	FHLMC K077 A2 3.85% Due 5/25/2028	80,899.45	15,784.73	96,684.18

City of Corona Consolidated

Cash Flow Report



Account #10003

As of May 31, 2023

Payment Date	Transaction Type	CUSIP	Quantity	Security Description	Principal Amount	Income	Total Amount
11/30/2023	Interest	91282CAZ4	3,800,000.00	US Treasury Note 0.375% Due 11/30/2025	0.00	7,125.00	7,125.00
11/30/2023	Interest	91282CFZ9	4,600,000.00	US Treasury Note 3.875% Due 11/30/2027	0.00	89,125.00	89,125.00
11/30/2023	Interest	91282CET4	2,400,000.00	US Treasury Note 2.625% Due 5/31/2027	0.00	31,500.00	31,500.00
NOV 2023					2,223,311.89	552,484.24	2,775,796.13
12/01/2023	Interest	46647PCH7	3,295,000.00	JP Morgan Chase & Co Callable Note Cont 6/1/2024 0.824% Due 6/1/2025	0.00	13,575.40	13,575.40
12/06/2023	Interest	74153WCQ0	1,975,000.00	Pricoa Global Funding Note 1.15% Due 12/6/2024	0.00	11,356.25	11,356.25
12/08/2023	Interest	89115A2C5	1,400,000.00	Toronto-Dominion Bank Note 4.108% Due 6/8/2027	0.00	28,756.00	28,756.00
12/10/2023	Interest	40139LBC6	3,000,000.00	Guardian Life Glob Fun Note 0.875% Due 12/10/2025	0.00	13,125.00	13,125.00
12/14/2023	Interest	3130A1XJ2	5,500,000.00	FHLB Note 2.875% Due 6/14/2024	0.00	79,062.51	79,062.51
12/15/2023	Interest	63743HFE7	940,000.00	National Rural Utilities Note 3.45% Due 6/15/2025	0.00	16,215.00	16,215.00
12/15/2023	Paydown	47800CAC0	1,880,000.00	John Deere Owner Trust 2023-A A3 5.01% Due 11/15/2027	31,897.45	7,061.52	38,958.97
12/15/2023	Paydown	44891WAC3	1,205,000.00	Hyundai Auto Lease Trust 2022-A A3 1.16% Due 1/15/2025	133,888.15	648.79	134,536.94
12/15/2023	Paydown	448977AD0	1,350,000.00	Hyundai Auto Receivables Trust 2022-A A3 2.22% Due 10/15/2026	66,766.33	2,374.14	69,140.47
12/15/2023	Paydown	44935FAD6	730,000.00	Hyundai Auto Receivables Trust 2021-C A3 0.74% Due 5/15/2026	36,478.70	315.27	36,793.97
12/15/2023	Paydown	47787JAC2	1,010,000.00	John Deere Owner Trust 2022-A A3 2.32% Due 9/16/2026	41,572.07	1,792.23	43,364.30
12/15/2023	Paydown	89238JAC9	955,000.00	Toyota Auto Receivables Trust 2021-D A3 0.71% Due 4/15/2026	45,368.43	404.32	45,772.75
12/15/2023	Paydown	43813DAC2	121,015.34	Honda Auto Receivables 2020-2 A3 0.82% Due 7/15/2024	8,640.97	47.35	8,688.32

City of Corona Consolidated

Cash Flow Report



Account #10003

As of May 31, 2023

Payment Date	Transaction Type	CUSIP	Quantity	Security Description	Principal Amount	Income	Total Amount
12/15/2023	Paydown	43815BAC4	1,650,000.00	Honda Auto Receivables Trust 2022-1 A3 1.88% Due 5/15/2026	79,812.26	2,336.56	82,148.82
12/15/2023	Paydown	47789KAC7	69,203.93	John Deere Owner Trust 2020-A A3 1.1% Due 8/15/2024	4,600.63	38.37	4,639.00
12/15/2023	Paydown	89236XAC0	314,555.90	Toyota Auto Receivables 2020-D A3 0.35% Due 1/15/2025	15,951.29	63.47	16,014.76
12/15/2023	Paydown	89240BAC2	1,269,438.37	Toyota Auto Receivables Owners 2021-A A3 0.26% Due 5/15/2025	127,005.67	110.13	127,115.80
12/15/2023	Paydown	02582JIT8	2,765,000.00	American Express Credit Trust 2022-2 A 3.39% Due 5/17/2027	0.00	7,811.13	7,811.13
12/15/2023	Paydown	44891RAC4	650,180.93	Hyundai Auto Receivables Trust 2020-C A3 0.38% Due 5/15/2025	72,295.28	68.71	72,363.99
12/15/2023	Paydown	44933LAC7	867,354.49	Hyundai Auto Receivables Trust 2021-A A3 0.38% Due 9/15/2025	72,291.23	137.47	72,428.70
12/15/2023	Paydown	47787NAC3	89,654.01	John Deere Owner Trust 2020-B A3 0.51% Due 11/15/2024	11,217.72	9.54	11,227.26
12/15/2023	Paydown	47789QAC4	1,183,480.05	John Deere Owner Trust 2021-B A3 0.52% Due 3/16/2026	53,772.35	373.08	54,145.43
12/16/2023	Paydown	362554AC1	780,000.00	GM Financial Securitized Term 2021-4 A3 0.68% Due 9/16/2026	37,099.52	336.96	37,436.48
12/16/2023	Paydown	380146AC4	660,000.00	GM Financial Auto Receivables 2022-1 A3 1.26% Due 11/16/2026	30,470.24	597.85	31,068.09
12/17/2023	Interest	3135G04Z3	6,200,000.00	FNMA Note 0.5% Due 6/17/2025	0.00	15,500.00	15,500.00
12/18/2023	Interest	89236TJK2	3,325,000.00	Toyota Motor Credit Corp Note 1.125% Due 6/18/2026	0.00	18,703.13	18,703.13
12/19/2023	Interest	06051GJD2	3,000,000.00	Bank of America Corp Callable Note Cont 6/19/2025 1.319% Due 6/19/2026	0.00	19,785.00	19,785.00
12/20/2023	Interest	3130AQF40	4,300,000.00	FHLB Note 1% Due 12/20/2024	0.00	21,500.00	21,500.00
12/20/2023	Paydown	92348KAV5	1,150,000.00	Verizon Master Trust 2022-5 A1A 3.72% Due 7/20/2027	0.00	3,565.00	3,565.00
12/20/2023	Paydown	89238LAC4	2,565,000.00	Toyota Lease Owner Trust 2022-A A3 1.96% Due 2/20/2025	319,597.25	3,668.16	323,265.41

City of Corona Consolidated

Cash Flow Report



Account #10003

As of May 31, 2023

Payment Date	Transaction Type	CUSIP	Quantity	Security Description	Principal Amount	Income	Total Amount
12/20/2023	Paydown	36262XAC8	1,553,074.48	GM Financial Auto Lease Trust 2021-3 A2 0.39% Due 10/21/2024	194,231.37	126.26	194,357.63
12/20/2023	Paydown	36265MAC9	2,105,000.00	GM Financial Auto Lease Trust 2022-1 A3 1.9% Due 3/20/2025	262,537.02	2,096.72	264,633.74
12/20/2023	Paydown	92290BAA9	443,393.74	Verizon Owner Trust 2020-B A 0.47% Due 2/20/2025	21,080.88	124.19	21,205.07
12/21/2023	Paydown	43813GAC5	348,110.07	Honda Auto Receivables Trust 2021-1 A3 0.27% Due 4/21/2025	34,823.62	31.35	34,854.97
12/21/2023	Paydown	43815GAC3	1,025,000.00	Honda Auto Receivables Trust 2021-4 A3 0.88% Due 1/21/2026	48,763.95	537.28	49,301.23
12/23/2023	Interest	46647PCK0	1,565,000.00	JP Morgan Chase & Co Callable Note Cont 6/23/2024 0.969% Due 6/23/2025	0.00	7,582.43	7,582.43
12/25/2023	Paydown	3137BSRE5	3,000,000.00	FHLMC K059 A2 3.12% Due 9/25/2026	0.00	7,800.00	7,800.00
12/25/2023	Paydown	3137FG6X8	5,320,000.00	FHLMC K077 A2 3.85% Due 5/25/2028	81,196.08	15,525.17	96,721.25
12/25/2023	Paydown	3137F4D41	3,000,000.00	FHLMC K074 A2 3.6% Due 1/25/2028	49,587.80	8,118.33	57,706.13
12/25/2023	Paydown	3137FETN0	6,000,000.00	FHLMC K073 A2 3.35% Due 1/25/2028	0.00	16,750.00	16,750.00
12/25/2023	Paydown	05601XAC3	916,544.65	BMW Vehicle Lease Trust 2022-1 A3 1.1% Due 3/25/2025	92,250.48	340.48	92,590.96
12/25/2023	Paydown	09690AAC7	512,896.93	BMW Vehicle Lease Trust 2021-2 A3 0.33% Due 12/26/2024	73,324.12	20.16	73,344.28
12/25/2023	Paydown	05602RAD3	1,065,000.00	BMW Vehicle Owner Trust 2022-A A3 3.21% Due 8/25/2026	100,602.77	2,261.29	102,864.06
12/25/2023	Paydown	3137BSP72	1,500,000.00	FHLMC K058 A2 2.653% Due 8/25/2026	0.00	3,316.25	3,316.25
12/25/2023	Paydown	3137FBBX3	2,650,000.00	FHLMC K068 A2 3.244% Due 8/25/2027	0.00	7,163.83	7,163.83
12/31/2023	Interest	91282CEW7	6,650,000.00	US Treasury Note 3.25% Due 6/30/2027	0.00	108,062.50	108,062.50
12/31/2023	Interest	912828XX3	4,900,000.00	US Treasury Note 2% Due 6/30/2024	0.00	49,000.00	49,000.00

City of Corona Consolidated

Cash Flow Report



Account #10003

As of May 31, 2023

Payment Date	Transaction Type	CUSIP	Quantity	Security Description	Principal Amount	Income	Total Amount
12/31/2023	Interest	91282CGC9	7,000,000.00	US Treasury Note 3.875% Due 12/31/2027	0.00	135,625.00	135,625.00
12/31/2023	Maturity	912828V23	4,500,000.00	US Treasury Note 2.25% Due 12/31/2023	4,500,000.00	50,625.00	4,550,625.00
DEC 2023					6,647,123.63	684,444.58	7,331,568.21
01/01/2024	Interest	66815L2J7	2,350,000.00	Northwestern Mutual Gbl Note 4% Due 7/1/2025	0.00	47,000.00	47,000.00
01/07/2024	Interest	3135G0X24	4,220,000.00	FNMA Note 1.625% Due 1/7/2025	0.00	34,287.50	34,287.50
01/11/2024	Interest	59217GER6	2,485,000.00	Metlife Note 1.875% Due 1/11/2027	0.00	23,296.88	23,296.88
01/13/2024	Interest	89236TJT3	2,700,000.00	Toyota Motor Credit Corp Note 1.45% Due 1/13/2025	0.00	19,575.00	19,575.00
01/14/2024	Interest	66815L2A6	1,870,000.00	Northwestern Mutual Gbl Note 0.8% Due 1/14/2026	0.00	7,480.00	7,480.00
01/14/2024	Interest	64952WEK5	3,745,000.00	New York Life Global Note 1.45% Due 1/14/2025	0.00	27,151.25	27,151.25
01/15/2024	Interest	756109AU8	4,500,000.00	Realty Income Corp Callable Note Cont 10/15/2027 3.65% Due 1/15/2028	0.00	82,125.00	82,125.00
01/15/2024	Interest	79466LAG9	3,100,000.00	Salesforce.com Inc Callable Note Cont 7/15/2022 0.625% Due 7/15/2024	0.00	9,687.51	9,687.51
01/15/2024	Paydown	89236XAC0	314,555.90	Toyota Auto Receivables 2020-D A3 0.35% Due 1/15/2025	15,891.16	58.82	15,949.98
01/15/2024	Paydown	44891WAC3	1,205,000.00	Hyundai Auto Lease Trust 2022-A A3 1.16% Due 1/15/2025	134,059.98	519.36	134,579.34
01/15/2024	Paydown	448977AD0	1,350,000.00	Hyundai Auto Receivables Trust 2022-A A3 2.22% Due 10/15/2026	66,852.02	2,250.62	69,102.64
01/15/2024	Paydown	44933LAC7	867,354.49	Hyundai Auto Receivables Trust 2021-A A3 0.38% Due 9/15/2025	72,314.74	114.57	72,429.31
01/15/2024	Paydown	47787JAC2	1,010,000.00	John Deere Owner Trust 2022-A A3 2.32% Due 9/16/2026	41,625.42	1,711.86	43,337.28
01/15/2024	Paydown	44935FAD6	730,000.00	Hyundai Auto Receivables Trust 2021-C A3 0.74% Due 5/15/2026	36,484.78	292.78	36,777.56

City of Corona Consolidated

Cash Flow Report



Account #10003

As of May 31, 2023

Payment Date	Transaction Type	CUSIP	Quantity	Security Description	Principal Amount	Income	Total Amount
01/15/2024	Paydown	47800CAC0	1,880,000.00	John Deere Owner Trust 2023-A A3 5.01% Due 11/15/2027	32,030.63	6,928.34	38,958.97
01/15/2024	Paydown	89240BAC2	1,269,438.37	Toyota Auto Receivables Owners 2021-A A3 0.26% Due 5/15/2025	127,046.95	82.61	127,129.56
01/15/2024	Paydown	43813DAC2	121,015.34	Honda Auto Receivables 2020-2 A3 0.82% Due 7/15/2024	8,646.87	41.45	8,688.32
01/15/2024	Paydown	47789KAC7	69,203.93	John Deere Owner Trust 2020-A A3 1.1% Due 8/15/2024	4,613.27	34.16	4,647.43
01/15/2024	Paydown	47789QAC4	1,183,480.05	John Deere Owner Trust 2021-B A3 0.52% Due 3/16/2026	53,777.28	349.78	54,127.06
01/15/2024	Paydown	02582JIT8	2,765,000.00	American Express Credit Trust 2022-2 A 3.39% Due 5/17/2027	0.00	7,811.13	7,811.13
01/15/2024	Paydown	43815BAC4	1,650,000.00	Honda Auto Receivables Trust 2022-1 A3 1.88% Due 5/15/2026	80,162.10	2,211.52	82,373.62
01/15/2024	Paydown	44891RAC4	650,180.93	Hyundai Auto Receivables Trust 2020-C A3 0.38% Due 5/15/2025	72,321.79	45.81	72,367.60
01/15/2024	Paydown	47787NAC3	89,654.01	John Deere Owner Trust 2020-B A3 0.51% Due 11/15/2024	11,222.12	4.77	11,226.89
01/15/2024	Paydown	89238JAC9	955,000.00	Toyota Auto Receivables Trust 2021-D A3 0.71% Due 4/15/2026	45,395.28	377.47	45,772.75
01/16/2024	Interest	57629WDE7	2,272,000.00	Mass Mutual Global funding Note 1.2% Due 7/16/2026	0.00	13,632.00	13,632.00
01/16/2024	Paydown	362554AC1	780,000.00	GM Financial Securitized Term 2021-4 A3 0.68% Due 9/16/2026	37,108.17	315.94	37,424.11
01/16/2024	Paydown	380146AC4	660,000.00	GM Financial Auto Receivables 2022-1 A3 1.26% Due 11/16/2026	30,603.80	565.86	31,169.66
01/20/2024	Interest	24422EWR6	2,450,000.00	John Deere Capital Corp Note 4.75% Due 1/20/2028	0.00	58,187.50	58,187.50
01/20/2024	Paydown	36262XAC8	1,553,074.48	GM Financial Auto Lease Trust 2021-3 A2 0.39% Due 10/21/2024	194,270.22	63.14	194,333.36
01/20/2024	Paydown	89238LAC4	2,565,000.00	Toyota Lease Owner Trust 2022-A A3 1.96% Due 2/20/2025	320,007.41	3,146.15	323,153.56
01/20/2024	Paydown	92290BAA9	443,393.74	Verizon Owner Trust 2020-B A 0.47% Due 2/20/2025	21,089.14	115.93	21,205.07

City of Corona Consolidated

Cash Flow Report



Account #10003

As of May 31, 2023

Payment Date	Transaction Type	CUSIP	Quantity	Security Description	Principal Amount	Income	Total Amount
01/20/2024	Paydown	92348KAV5	1,150,000.00	Verizon Master Trust 2022-5 A1A 3.72% Due 7/20/2027	65,984.99	3,565.00	69,549.99
01/20/2024	Paydown	36265MAC9	2,105,000.00	GM Financial Auto Lease Trust 2022-1 A3 1.9% Due 3/20/2025	263,687.81	1,681.04	265,368.85
01/21/2024	Interest	3137EAEU9	6,300,000.00	FHLMC Note 0.375% Due 7/21/2025	0.00	11,812.50	11,812.50
01/21/2024	Interest	90331HPL1	4,145,000.00	US Bank NA Callable Note Cont 12/21/2024 2.05% Due 1/21/2025	0.00	42,486.25	42,486.25
01/21/2024	Paydown	43815GAC3	1,025,000.00	Honda Auto Receivables Trust 2021-4 A3 0.88% Due 1/21/2026	48,775.32	501.52	49,276.84
01/21/2024	Paydown	43813GAC5	348,110.07	Honda Auto Receivables Trust 2021-1 A3 0.27% Due 4/21/2025	34,832.03	23.52	34,855.55
01/25/2024	Paydown	3137F4D41	3,000,000.00	FHLMC K074 A2 3.6% Due 1/25/2028	49,762.59	7,969.57	57,732.16
01/25/2024	Paydown	3137FETN0	6,000,000.00	FHLMC K073 A2 3.35% Due 1/25/2028	0.00	16,750.00	16,750.00
01/25/2024	Paydown	05601XAC3	916,544.65	BMW Vehicle Lease Trust 2022-1 A3 1.1% Due 3/25/2025	92,654.84	255.92	92,910.76
01/25/2024	Paydown	3137BSRE5	3,000,000.00	FHLMC K059 A2 3.12% Due 9/25/2026	0.00	7,800.00	7,800.00
01/25/2024	Paydown	3137FG6X8	5,320,000.00	FHLMC K077 A2 3.85% Due 5/25/2028	81,493.81	15,264.67	96,758.48
01/25/2024	Paydown	3137FBBX3	2,650,000.00	FHLMC K068 A2 3.244% Due 8/25/2027	0.00	7,163.83	7,163.83
01/25/2024	Paydown	05602RAD3	1,065,000.00	BMW Vehicle Owner Trust 2022-A A3 3.21% Due 8/25/2026	94,436.14	1,992.18	96,428.32
01/25/2024	Paydown	3137BSP72	1,500,000.00	FHLMC K058 A2 2.653% Due 8/25/2026	0.00	3,316.25	3,316.25
01/31/2024	Interest	91282CGH8	7,000,000.00	US Treasury Note 3.5% Due 1/31/2028	0.00	122,500.00	122,500.00
01/31/2024	Interest	91282CAB7	6,000,000.00	US Treasury Note 0.25% Due 7/31/2025	0.00	7,500.00	7,500.00
01/31/2024	Interest	91282CFB2	1,300,000.00	US Treasury Note 2.75% Due 7/31/2027	0.00	17,875.00	17,875.00

City of Corona Consolidated

Cash Flow Report



Account #10003

As of May 31, 2023

Payment Date	Transaction Type	CUSIP	Quantity	Security Description	Principal Amount	Income	Total Amount
JAN 2024					2,137,150.66	617,921.96	2,755,072.62
02/12/2024	Interest	3137EAEP0	6,575,000.00	FHLMC Note 1.5% Due 2/12/2025	0.00	49,312.50	49,312.50
02/15/2024	Interest	91324PEP3	1,500,000.00	United Health Group Inc Callable Note Cont 1/15/2028 5.25% Due 2/15/2028	0.00	39,375.00	39,375.00
02/15/2024	Interest	912828D56	5,000,000.00	US Treasury Note 2.375% Due 8/15/2024	0.00	59,375.00	59,375.00
02/15/2024	Maturity	912828B66	5,000,000.00	US Treasury Note 2.75% Due 2/15/2024	5,000,000.00	68,750.00	5,068,750.00
02/15/2024	Paydown	44891WAC3	1,205,000.00	Hyundai Auto Lease Trust 2022-A A3 1.16% Due 1/15/2025	134,232.02	389.77	134,621.79
02/15/2024	Paydown	44933LAC7	867,354.49	Hyundai Auto Receivables Trust 2021-A A3 0.38% Due 9/15/2025	72,338.24	91.67	72,429.91
02/15/2024	Paydown	44935FAD6	730,000.00	Hyundai Auto Receivables Trust 2021-C A3 0.74% Due 5/15/2026	36,490.86	270.28	36,761.14
02/15/2024	Paydown	89238JAC9	955,000.00	Toyota Auto Receivables Trust 2021-D A3 0.71% Due 4/15/2026	45,422.14	350.61	45,772.75
02/15/2024	Paydown	47800CAC0	1,880,000.00	John Deere Owner Trust 2023-A A3 5.01% Due 11/15/2027	32,164.35	6,794.62	38,958.97
02/15/2024	Paydown	89236XAC0	314,555.90	Toyota Auto Receivables 2020-D A3 0.35% Due 1/15/2025	15,830.43	54.18	15,884.61
02/15/2024	Paydown	02582JIT8	2,765,000.00	American Express Credit Trust 2022-2 A 3.39% Due 5/17/2027	0.00	7,811.13	7,811.13
02/15/2024	Paydown	44891RAC4	650,180.93	Hyundai Auto Receivables Trust 2020-C A3 0.38% Due 5/15/2025	72,348.31	22.91	72,371.22
02/15/2024	Paydown	448977AD0	1,350,000.00	Hyundai Auto Receivables Trust 2022-A A3 2.22% Due 10/15/2026	66,937.80	2,126.95	69,064.75
02/15/2024	Paydown	47787JAC2	1,010,000.00	John Deere Owner Trust 2022-A A3 2.32% Due 9/16/2026	41,678.84	1,631.38	43,310.22
02/15/2024	Paydown	47789KAC7	69,203.93	John Deere Owner Trust 2020-A A3 1.1% Due 8/15/2024	4,625.95	29.93	4,655.88
02/15/2024	Paydown	43813DAC2	121,015.34	Honda Auto Receivables 2020-2 A3 0.82% Due 7/15/2024	8,652.78	35.54	8,688.32

City of Corona Consolidated

Cash Flow Report



Account #10003

As of May 31, 2023

Payment Date	Transaction Type	CUSIP	Quantity	Security Description	Principal Amount	Income	Total Amount
02/15/2024	Paydown	43815BAC4	1,650,000.00	Honda Auto Receivables Trust 2022-1 A3 1.88% Due 5/15/2026	80,513.48	2,085.93	82,599.41
02/15/2024	Paydown	47789QAC4	1,183,480.05	John Deere Owner Trust 2021-B A3 0.52% Due 3/16/2026	53,782.22	326.47	54,108.69
02/15/2024	Paydown	89240BAC2	1,269,438.37	Toyota Auto Receivables Owners 2021-A A3 0.26% Due 5/15/2025	127,088.24	55.08	127,143.32
02/16/2024	Paydown	362554AC1	780,000.00	GM Financial Securitized Term 2021-4 A3 0.68% Due 9/16/2026	37,116.83	294.91	37,411.74
02/16/2024	Paydown	380146AC4	660,000.00	GM Financial Auto Receivables 2022-1 A3 1.26% Due 11/16/2026	30,737.94	533.73	31,271.67
02/20/2024	Paydown	89238LAC4	2,565,000.00	Toyota Lease Owner Trust 2022-A A3 1.96% Due 2/20/2025	320,418.08	2,623.47	323,041.55
02/20/2024	Paydown	92290BAA9	443,393.74	Verizon Owner Trust 2020-B A 0.47% Due 2/20/2025	21,097.40	107.67	21,205.07
02/20/2024	Paydown	92348KAV5	1,150,000.00	Verizon Master Trust 2022-5 A1A 3.72% Due 7/20/2027	66,189.54	3,360.45	69,549.99
02/20/2024	Paydown	36265MAC9	2,105,000.00	GM Financial Auto Lease Trust 2022-1 A3 1.9% Due 3/20/2025	264,843.64	1,263.53	266,107.17
02/21/2024	Paydown	43815GAC3	1,025,000.00	Honda Auto Receivables Trust 2021-4 A3 0.88% Due 1/21/2026	48,786.71	465.75	49,252.46
02/21/2024	Paydown	43813GAC5	348,110.07	Honda Auto Receivables Trust 2021-1 A3 0.27% Due 4/21/2025	34,840.45	15.68	34,856.13
02/25/2024	Interest	3135G05X7	6,285,000.00	FNMA Note 0.375% Due 8/25/2025	0.00	11,784.38	11,784.38
02/25/2024	Paydown	3137FETN0	6,000,000.00	FHLMC K073 A2 3.35% Due 1/25/2028	0.00	16,750.00	16,750.00
02/25/2024	Paydown	3137FG6X8	5,320,000.00	FHLMC K077 A2 3.85% Due 5/25/2028	81,792.62	15,003.21	96,795.83
02/25/2024	Paydown	3137BSRE5	3,000,000.00	FHLMC K059 A2 3.12% Due 9/25/2026	0.00	7,800.00	7,800.00
02/25/2024	Paydown	3137F4D41	3,000,000.00	FHLMC K074 A2 3.6% Due 1/25/2028	49,938.00	7,820.28	57,758.28
02/25/2024	Paydown	05601XAC3	916,544.65	BMW Vehicle Lease Trust 2022-1 A3 1.1% Due 3/25/2025	93,060.97	170.99	93,231.96

City of Corona Consolidated

Cash Flow Report



Account #10003

As of May 31, 2023

Payment Date	Transaction Type	CUSIP	Quantity	Security Description	Principal Amount	Income	Total Amount
02/25/2024	Paydown	3137BSP72	1,500,000.00	FHLMC K058 A2 2.653% Due 8/25/2026	0.00	3,316.25	3,316.25
02/25/2024	Paydown	05602RAD3	1,065,000.00	BMW Vehicle Owner Trust 2022-A A3 3.21% Due 8/25/2026	88,257.61	1,739.56	89,997.17
02/25/2024	Paydown	3137FBBX3	2,650,000.00	FHLMC K068 A2 3.244% Due 8/25/2027	0.00	7,163.83	7,163.83
02/29/2024	Interest	91282CFH9	3,450,000.00	US Treasury Note 3.125% Due 8/31/2027	0.00	53,906.25	53,906.25
02/29/2024	Interest	91282CGP0	7,000,000.00	US Treasury Note 4% Due 2/29/2028	0.00	140,000.00	140,000.00
02/29/2024	Interest	912828ZC7	7,000,000.00	US Treasury Note 1.125% Due 2/28/2025	0.00	39,375.00	39,375.00
02/29/2024	Interest	91282CCW9	1,570,000.00	US Treasury Note 0.75% Due 8/31/2026	0.00	5,887.50	5,887.50
FEB 2024					6,929,185.45	558,271.39	7,487,456.84
03/03/2024	Interest	808513BY0	1,300,000.00	Charles Schwab Corp Callable Note Cont 2/3/2027 2.45% Due 3/3/2027	0.00	15,925.00	15,925.00
03/09/2024	Interest	57636QAW4	2,090,000.00	MasterCard Inc Callable Note Cont 2/9/28 4.875% Due 3/9/2028	0.00	50,943.75	50,943.75
03/10/2024	Interest	89114TZT2	1,900,000.00	Toronto-Dominion Bank Note 2.8% Due 3/10/2027	0.00	26,600.00	26,600.00
03/13/2024	Interest	3130A2UW4	4,000,000.00	FHLB Note 2.875% Due 9/13/2024	0.00	57,500.00	57,500.00
03/14/2024	Interest	58989V2D5	1,715,000.00	Met Tower Global Funding Note 1.25% Due 9/14/2026	0.00	10,718.75	10,718.75
03/15/2024	Interest	91282CED9	7,000,000.00	US Treasury Note 1.75% Due 3/15/2025	0.00	61,250.00	61,250.00
03/15/2024	Interest	880591EZ1	3,500,000.00	Tennessee Valley Authority Note 3.875% Due 3/15/2028	0.00	67,812.50	67,812.50
03/15/2024	Maturity	91282CBR1	2,900,000.00	US Treasury Note 0.25% Due 3/15/2024	2,900,000.00	3,625.00	2,903,625.00
03/15/2024	Paydown	89240BAC2	1,269,438.37	Toyota Auto Receivables Owners 2021-A A3 0.26% Due 5/15/2025	127,129.55	27.54	127,157.09

City of Corona Consolidated

Cash Flow Report



Account #10003

As of May 31, 2023

Payment Date	Transaction Type	CUSIP	Quantity	Security Description	Principal Amount	Income	Total Amount
03/15/2024	Paydown	43813DAC2	121,015.34	Honda Auto Receivables 2020-2 A3 0.82% Due 7/15/2024	8,658.70	29.62	8,688.32
03/15/2024	Paydown	44891WAC3	1,205,000.00	Hyundai Auto Lease Trust 2022-A A3 1.16% Due 1/15/2025	134,404.28	260.02	134,664.30
03/15/2024	Paydown	448977AD0	1,350,000.00	Hyundai Auto Receivables Trust 2022-A A3 2.22% Due 10/15/2026	67,023.71	2,003.11	69,026.82
03/15/2024	Paydown	44933LAC7	867,354.49	Hyundai Auto Receivables Trust 2021-A A3 0.38% Due 9/15/2025	72,361.74	68.77	72,430.51
03/15/2024	Paydown	47787JAC2	1,010,000.00	John Deere Owner Trust 2022-A A3 2.32% Due 9/16/2026	41,732.33	1,550.80	43,283.13
03/15/2024	Paydown	47789KAC7	69,203.93	John Deere Owner Trust 2020-A A3 1.1% Due 8/15/2024	4,638.68	25.69	4,664.37
03/15/2024	Paydown	47789QAC4	1,183,480.05	John Deere Owner Trust 2021-B A3 0.52% Due 3/16/2026	53,787.14	303.17	54,090.31
03/15/2024	Paydown	43815BAC4	1,650,000.00	Honda Auto Receivables Trust 2022-1 A3 1.88% Due 5/15/2026	80,866.40	1,959.79	82,826.19
03/15/2024	Paydown	89236XAC0	314,555.90	Toyota Auto Receivables 2020-D A3 0.35% Due 1/15/2025	15,769.07	49.57	15,818.64
03/15/2024	Paydown	02582JIT8	2,765,000.00	American Express Credit Trust 2022-2 A 3.39% Due 5/17/2027	0.00	7,811.13	7,811.13
03/15/2024	Paydown	44935FAD6	730,000.00	Hyundai Auto Receivables Trust 2021-C A3 0.74% Due 5/15/2026	36,496.94	247.78	36,744.72
03/15/2024	Paydown	89238JAC9	955,000.00	Toyota Auto Receivables Trust 2021-D A3 0.71% Due 4/15/2026	45,449.01	323.74	45,772.75
03/15/2024	Paydown	47800CAC0	1,880,000.00	John Deere Owner Trust 2023-A A3 5.01% Due 11/15/2027	32,298.64	6,660.33	38,958.97
03/16/2024	Paydown	380146AC4	660,000.00	GM Financial Auto Receivables 2022-1 A3 1.26% Due 11/16/2026	30,872.68	501.45	31,374.13
03/16/2024	Paydown	362554AC1	780,000.00	GM Financial Securitized Term 2021-4 A3 0.68% Due 9/16/2026	37,125.50	273.87	37,399.37
03/17/2024	Interest	931142ER0	785,000.00	Wal-Mart Stores Callable Note Cont 08/17/2026 1.05% Due 9/17/2026	0.00	4,121.25	4,121.25
03/18/2024	Maturity	808513BN4	1,775,000.00	Charles Schwab Corp Callable Note Cont 2/18/2024 0.75% Due 3/18/2024	1,775,000.00	6,656.25	1,781,656.25

City of Corona Consolidated

Cash Flow Report



Account #10003

As of May 31, 2023

Payment Date	Transaction Type	CUSIP	Quantity	Security Description	Principal Amount	Income	Total Amount
03/20/2024	Paydown	36265MAC9	2,105,000.00	GM Financial Auto Lease Trust 2022-1 A3 1.9% Due 3/20/2025	266,004.54	844.19	266,848.73
03/20/2024	Paydown	89238LAC4	2,565,000.00	Toyota Lease Owner Trust 2022-A A3 1.96% Due 2/20/2025	320,829.29	2,100.12	322,929.41
03/20/2024	Paydown	92348KAV5	1,150,000.00	Verizon Master Trust 2022-5 A1A 3.72% Due 7/20/2027	66,394.73	3,155.26	69,549.99
03/20/2024	Paydown	92290BAA9	443,393.74	Verizon Owner Trust 2020-B A 0.47% Due 2/20/2025	21,105.66	99.41	21,205.07
03/21/2024	Paydown	43815GAC3	1,025,000.00	Honda Auto Receivables Trust 2021-4 A3 0.88% Due 1/21/2026	48,798.09	429.97	49,228.06
03/21/2024	Paydown	43813GAC5	348,110.07	Honda Auto Receivables Trust 2021-1 A3 0.27% Due 4/21/2025	34,848.87	7.84	34,856.71
03/23/2024	Interest	3137EAEX3	6,295,000.00	FHLMC Note 0.375% Due 9/23/2025	0.00	11,803.13	11,803.13
03/25/2024	Paydown	3137FBBX3	2,650,000.00	FHLMC K068 A2 3.244% Due 8/25/2027	0.00	7,163.83	7,163.83
03/25/2024	Paydown	05601XAC3	916,544.65	BMW Vehicle Lease Trust 2022-1 A3 1.1% Due 3/25/2025	93,468.89	85.68	93,554.57
03/25/2024	Paydown	05602RAD3	1,065,000.00	BMW Vehicle Owner Trust 2022-A A3 3.21% Due 8/25/2026	82,067.15	1,503.47	83,570.62
03/25/2024	Paydown	3137BSP72	1,500,000.00	FHLMC K058 A2 2.653% Due 8/25/2026	0.00	3,316.25	3,316.25
03/25/2024	Paydown	3137F4D41	3,000,000.00	FHLMC K074 A2 3.6% Due 1/25/2028	50,114.04	7,670.46	57,784.50
03/25/2024	Paydown	3137FETN0	6,000,000.00	FHLMC K073 A2 3.35% Due 1/25/2028	0.00	16,750.00	16,750.00
03/25/2024	Paydown	3137BSRE5	3,000,000.00	FHLMC K059 A2 3.12% Due 9/25/2026	0.00	7,800.00	7,800.00
03/25/2024	Paydown	3137FG6X8	5,320,000.00	FHLMC K077 A2 3.85% Due 5/25/2028	82,092.52	14,740.79	96,833.31
03/31/2024	Interest	91282CAM3	3,200,000.00	US Treasury Note 0.25% Due 9/30/2025	0.00	4,000.00	4,000.00
03/31/2024	Interest	91282CCZ2	3,130,000.00	US Treasury Note 0.875% Due 9/30/2026	0.00	13,693.75	13,693.75

City of Corona Consolidated

Cash Flow Report



Account #10003

As of May 31, 2023

Payment Date	Transaction Type	CUSIP	Quantity	Security Description	Principal Amount	Income	Total Amount
03/31/2024	Interest	91282CFM8	2,800,000.00	US Treasury Note 4.125% Due 9/30/2027	0.00	57,750.00	57,750.00
MAR 2024					6,529,338.15	480,163.03	7,009,501.18
04/01/2024	Interest	13063DRK6	3,385,000.00	California State Taxable GO 2.4% Due 10/1/2024	0.00	40,620.00	40,620.00
04/07/2024	Interest	69371RR73	2,970,000.00	Paccar Financial Corp Note 2.85% Due 4/7/2025	0.00	42,322.50	42,322.50
04/14/2024	Interest	78016EZ59	1,270,000.00	Royal Bank of Canada Note 3.375% Due 4/14/2025	0.00	21,431.25	21,431.25
04/15/2024	Interest	3135G0W66	3,500,000.00	FNMA Note 1.625% Due 10/15/2024	0.00	28,437.50	28,437.50
04/15/2024	Paydown	47789KAC7	69,203.93	John Deere Owner Trust 2020-A A3 1.1% Due 8/15/2024	4,651.44	21.43	4,672.87
04/15/2024	Paydown	02582JIT8	2,765,000.00	American Express Credit Trust 2022-2 A 3.39% Due 5/17/2027	0.00	7,811.13	7,811.13
04/15/2024	Paydown	43815BAC4	1,650,000.00	Honda Auto Receivables Trust 2022-1 A3 1.88% Due 5/15/2026	81,220.86	1,833.10	83,053.96
04/15/2024	Paydown	89238JAC9	955,000.00	Toyota Auto Receivables Trust 2021-D A3 0.71% Due 4/15/2026	45,475.90	296.85	45,772.75
04/15/2024	Paydown	43813DAC2	121,015.34	Honda Auto Receivables 2020-2 A3 0.82% Due 7/15/2024	8,664.61	23.71	8,688.32
04/15/2024	Paydown	44891WAC3	1,205,000.00	Hyundai Auto Lease Trust 2022-A A3 1.16% Due 1/15/2025	134,576.77	130.09	134,706.86
04/15/2024	Paydown	44933LAC7	867,354.49	Hyundai Auto Receivables Trust 2021-A A3 0.38% Due 9/15/2025	72,385.27	45.85	72,431.12
04/15/2024	Paydown	44935FAD6	730,000.00	Hyundai Auto Receivables Trust 2021-C A3 0.74% Due 5/15/2026	36,503.03	225.27	36,728.30
04/15/2024	Paydown	47789QAC4	1,183,480.05	John Deere Owner Trust 2021-B A3 0.52% Due 3/16/2026	53,792.07	279.86	54,071.93
04/15/2024	Paydown	448977AD0	1,350,000.00	Hyundai Auto Receivables Trust 2022-A A3 2.22% Due 10/15/2026	67,109.72	1,879.12	68,988.84
04/15/2024	Paydown	47787JAC2	1,010,000.00	John Deere Owner Trust 2022-A A3 2.32% Due 9/16/2026	41,785.88	1,470.12	43,256.00

City of Corona Consolidated

Cash Flow Report



Account #10003

As of May 31, 2023

Payment Date	Transaction Type	CUSIP	Quantity	Security Description	Principal Amount	Income	Total Amount
04/15/2024	Paydown	47800CAC0	1,880,000.00	John Deere Owner Trust 2023-A A3 5.01% Due 11/15/2027	32,433.49	6,525.48	38,958.97
04/15/2024	Paydown	89236XAC0	314,555.90	Toyota Auto Receivables 2020-D A3 0.35% Due 1/15/2025	15,707.09	44.97	15,752.06
04/16/2024	Paydown	362554AC1	780,000.00	GM Financial Securitized Term 2021-4 A3 0.68% Due 9/16/2026	37,134.15	252.84	37,386.99
04/16/2024	Paydown	380146AC4	660,000.00	GM Financial Auto Receivables 2022-1 A3 1.26% Due 11/16/2026	31,008.00	469.04	31,477.04
04/20/2024	Interest	4581X0DV7	6,390,000.00	Inter-American Dev Bank Note 0.875% Due 4/20/2026	0.00	27,956.25	27,956.25
04/20/2024	Paydown	92348KAV5	1,150,000.00	Verizon Master Trust 2022-5 A1A 3.72% Due 7/20/2027	66,600.55	2,949.44	69,549.99
04/20/2024	Paydown	92290BAA9	443,393.74	Verizon Owner Trust 2020-B A 0.47% Due 2/20/2025	21,113.93	91.14	21,205.07
04/20/2024	Paydown	36265MAC9	2,105,000.00	GM Financial Auto Lease Trust 2022-1 A3 1.9% Due 3/20/2025	267,170.53	423.02	267,593.55
04/20/2024	Paydown	89238LAC4	2,565,000.00	Toyota Lease Owner Trust 2022-A A3 1.96% Due 2/20/2025	321,241.02	1,576.10	322,817.12
04/21/2024	Paydown	43815GAC3	1,025,000.00	Honda Auto Receivables Trust 2021-4 A3 0.88% Due 1/21/2026	48,809.47	394.19	49,203.66
04/22/2024	Interest	3135G03U5	5,270,000.00	FNMA Note 0.625% Due 4/22/2025	0.00	16,468.75	16,468.75
04/22/2024	Interest	46647PBK1	1,000,000.00	JP Morgan Chase & Co Callable Note Cont 4/22/2025 2.083% Due 4/22/2026	0.00	10,415.00	10,415.00
04/23/2024	Interest	06051GHT9	3,000,000.00	Bank of America Corp Callable Note 1X 4/23/2026 3.559% Due 4/23/2027	0.00	53,385.01	53,385.01
04/25/2024	Paydown	3137BSRE5	3,000,000.00	FHLMC K059 A2 3.12% Due 9/25/2026	0.00	7,800.00	7,800.00
04/25/2024	Paydown	05602RAD3	1,065,000.00	BMW Vehicle Owner Trust 2022-A A3 3.21% Due 8/25/2026	75,864.74	1,283.94	77,148.68
04/25/2024	Paydown	3137FETN0	6,000,000.00	FHLMC K073 A2 3.35% Due 1/25/2028	0.00	16,750.00	16,750.00
04/25/2024	Paydown	3137FBBX3	2,650,000.00	FHLMC K068 A2 3.244% Due 8/25/2027	0.00	7,163.83	7,163.83

City of Corona Consolidated

Cash Flow Report



Account #10003

As of May 31, 2023

Payment Date	Transaction Type	CUSIP	Quantity	Security Description	Principal Amount	Income	Total Amount
04/25/2024	Paydown	3137FG6X8	5,320,000.00	FHLMC K077 A2 3.85% Due 5/25/2028	82,393.52	14,477.42	96,870.94
04/25/2024	Paydown	3137BSP72	1,500,000.00	FHLMC K058 A2 2.653% Due 8/25/2026	0.00	3,316.25	3,316.25
04/25/2024	Paydown	3137F4D41	3,000,000.00	FHLMC K074 A2 3.6% Due 1/25/2028	50,290.69	7,520.12	57,810.81
04/28/2024	Interest	459058JL8	6,300,000.00	Intl. Bank Recon & Development Note 0.5% Due 10/28/2025	0.00	15,750.00	15,750.00
04/28/2024	Interest	6174468Q5	1,600,000.00	Morgan Stanley Callable Note Cont 4/28/2025 2.188% Due 4/28/2026	0.00	17,504.00	17,504.00
04/30/2024	Interest	91282CAT8	6,000,000.00	US Treasury Note 0.25% Due 10/31/2025	0.00	7,500.00	7,500.00
04/30/2024	Interest	91282CDG3	3,120,000.00	US Treasury Note 1.125% Due 10/31/2026	0.00	17,550.00	17,550.00
04/30/2024	Interest	9128283D0	4,000,000.00	US Treasury Note 2.25% Due 10/31/2024	0.00	45,000.00	45,000.00
04/30/2024	Maturity	912828X70	4,800,000.00	US Treasury Note 2% Due 4/30/2024	4,800,000.00	48,000.00	4,848,000.00
APR 2024					6,395,932.73	477,394.57	6,873,327.30
05/01/2024	Interest	06367WB85	2,761,000.00	Bank of Montreal Note 1.85% Due 5/1/2025	0.00	25,539.25	25,539.25
05/01/2024	Interest	78015K7C2	3,600,000.00	Royal Bank of Canada Note 2.25% Due 11/1/2024	0.00	40,500.00	40,500.00
05/07/2024	Interest	3135G06G3	6,300,000.00	FNMA Note 0.5% Due 11/7/2025	0.00	15,750.00	15,750.00
05/08/2024	Interest	14913Q3B3	2,593,000.00	Caterpillar Finl Service Note 2.15% Due 11/8/2024	0.00	27,874.75	27,874.75
05/10/2024	Interest	037833ET3	1,650,000.00	Apple Inc Callable Note Cont 4/10/2028 4% Due 5/10/2028	0.00	33,000.00	33,000.00
05/10/2024	Interest	665859AW4	1,345,000.00	Northern Trust Company Callable Note Cont 4/10/2027 4% Due 5/10/2027	0.00	26,900.00	26,900.00
05/12/2024	Interest	023135BX3	4,865,000.00	Amazon.com Inc Callable Note Cont 4/12/2026 1% Due 5/12/2026	0.00	24,325.00	24,325.00

City of Corona Consolidated

Cash Flow Report



Account #10003

As of May 31, 2023

Payment Date	Transaction Type	CUSIP	Quantity	Security Description	Principal Amount	Income	Total Amount
05/13/2024	Interest	14913R2V8	1,460,000.00	Caterpillar Financial Service Note 3.4% Due 5/13/2025	0.00	24,820.00	24,820.00
05/15/2024	Interest	91324PEC2	805,000.00	United Health Group Inc Callable Note Cont 4/15/2026 1.15% Due 5/15/2026	0.00	4,628.75	4,628.75
05/15/2024	Interest	91324PEG3	1,365,000.00	United Health Group Inc Callable Note Cont 4/15/2027 3.7% Due 5/15/2027	0.00	25,252.50	25,252.50
05/15/2024	Paydown	448977AD0	1,350,000.00	Hyundai Auto Receivables Trust 2022-A A3 2.22% Due 10/15/2026	67,195.85	1,754.96	68,950.81
05/15/2024	Paydown	44933LAC7	867,354.49	Hyundai Auto Receivables Trust 2021-A A3 0.38% Due 9/15/2025	72,408.79	22.93	72,431.72
05/15/2024	Paydown	47787JAC2	1,010,000.00	John Deere Owner Trust 2022-A A3 2.32% Due 9/16/2026	41,839.51	1,389.33	43,228.84
05/15/2024	Paydown	47800CAC0	1,880,000.00	John Deere Owner Trust 2023-A A3 5.01% Due 11/15/2027	32,568.90	6,390.07	38,958.97
05/15/2024	Paydown	44935FAD6	730,000.00	Hyundai Auto Receivables Trust 2021-C A3 0.74% Due 5/15/2026	36,509.11	202.76	36,711.87
05/15/2024	Paydown	89236XAC0	314,555.90	Toyota Auto Receivables 2020-D A3 0.35% Due 1/15/2025	15,644.49	40.39	15,684.88
05/15/2024	Paydown	02582JIT8	2,765,000.00	American Express Credit Trust 2022-2 A 3.39% Due 5/17/2027	0.00	7,811.13	7,811.13
05/15/2024	Paydown	43815BAC4	1,650,000.00	Honda Auto Receivables Trust 2022-1 A3 1.88% Due 5/15/2026	81,576.88	1,705.86	83,282.74
05/15/2024	Paydown	89238JAC9	955,000.00	Toyota Auto Receivables Trust 2021-D A3 0.71% Due 4/15/2026	45,502.81	269.94	45,772.75
05/15/2024	Paydown	43813DAC2	121,015.34	Honda Auto Receivables 2020-2 A3 0.82% Due 7/15/2024	8,670.53	17.79	8,688.32
05/15/2024	Paydown	47789KAC7	69,203.93	John Deere Owner Trust 2020-A A3 1.1% Due 8/15/2024	4,664.23	17.17	4,681.40
05/15/2024	Paydown	47789QAC4	1,183,480.05	John Deere Owner Trust 2021-B A3 0.52% Due 3/16/2026	53,797.00	256.55	54,053.55
05/16/2024	Paydown	380146AC4	660,000.00	GM Financial Auto Receivables 2022-1 A3 1.26% Due 11/16/2026	31,143.92	436.48	31,580.40

City of Corona Consolidated

Cash Flow Report



Account #10003

As of May 31, 2023

Payment Date	Transaction Type	CUSIP	Quantity	Security Description	Principal Amount	Income	Total Amount
05/16/2024	Paydown	362554AC1	780,000.00	GM Financial Securitized Term 2021-4 A3 0.68% Due 9/16/2026	37,142.82	231.79	37,374.61
05/17/2024	Interest	58933YBH7	1,975,000.00	Merck & Co Callable Note Cont 4/17/2028 4.05% Due 5/17/2028	0.00	39,993.75	39,993.75
05/18/2024	Interest	22160KAM7	2,500,000.00	Costco Wholesale Corp Callable Note Cont 2/18/2027 3% Due 5/18/2027	0.00	37,500.00	37,500.00
05/20/2024	Paydown	92348KAV5	1,150,000.00	Verizon Master Trust 2022-5 A1A 3.72% Due 7/20/2027	66,807.02	2,742.97	69,549.99
05/20/2024	Paydown	89238LAC4	2,565,000.00	Toyota Lease Owner Trust 2022-A A3 1.96% Due 2/20/2025	321,653.27	1,051.41	322,704.68
05/20/2024	Paydown	92290BAA9	443,393.74	Verizon Owner Trust 2020-B A 0.47% Due 2/20/2025	21,122.20	82.87	21,205.07
05/21/2024	Paydown	43815GAC3	1,025,000.00	Honda Auto Receivables Trust 2021-4 A3 0.88% Due 1/21/2026	48,820.86	358.40	49,179.26
05/25/2024	Paydown	3137FBBX3	2,650,000.00	FHLMC K068 A2 3.244% Due 8/25/2027	0.00	7,163.83	7,163.83
05/25/2024	Paydown	05602RAD3	1,065,000.00	BMW Vehicle Owner Trust 2022-A A3 3.21% Due 8/25/2026	69,650.37	1,081.00	70,731.37
05/25/2024	Paydown	3137BSP72	1,500,000.00	FHLMC K058 A2 2.653% Due 8/25/2026	0.00	3,316.25	3,316.25
05/25/2024	Paydown	3137F4D41	3,000,000.00	FHLMC K074 A2 3.6% Due 1/25/2028	50,467.96	7,369.25	57,837.21
05/25/2024	Paydown	3137FETN0	6,000,000.00	FHLMC K073 A2 3.35% Due 1/25/2028	0.00	16,750.00	16,750.00
05/25/2024	Paydown	3137FG6X8	5,320,000.00	FHLMC K077 A2 3.85% Due 5/25/2028	82,695.63	14,213.07	96,908.70
05/25/2024	Paydown	3137BSRE5	3,000,000.00	FHLMC K059 A2 3.12% Due 9/25/2026	0.00	7,800.00	7,800.00
MAY 2024					1,189,882.15	408,560.20	1,598,442.35
TOTAL					102,041,096.64	7,762,961.53	109,804,058.17

City of Corona Consolidated

Holdings by Maturity



Account #10003

As of May 31, 2023

CUSIP	Security Description	Par Value/Units	Purchase Date Book Yield	Cost Value Book Value	Mkt Price Mkt YTM	Market Value Accrued Int.	% of Port. Gain/Loss	Moody S&P	Term (yrs) Duration
90LAIF\$00	Local Agency Investment Fund State Pool	45,709,460.36	Various 2.93%	45,709,460.36 45,709,460.36	1.00 2.93%	45,709,460.36 553,401.17	9.47% 0.00	NR NR	0.00 0.00
60934N807	Federated Investors Govt Oblig Fund Inst.	50,504,510.56	Various 4.68%	50,504,510.56 50,504,510.56	1.00 4.68%	50,504,510.56 0.00	10.34% 0.00	Aaa AAA	0.00 0.00
60934N807	Federated Investors Govt Oblig Fund Inst.	1,020,424.54	Various 4.68%	1,020,424.54 1,020,424.54	1.00 4.68%	1,020,424.54 0.00	0.21% 0.00	Aaa AAA	0.00 0.00
912797FN2	US Treasury Bill 5.381% Due 6/13/2023	20,000,000.00	05/16/2023 5.48%	19,919,285.00 19,919,285.00	99.60 5.48%	19,919,285.00 44,841.67	4.09% 0.00	P-1 A-1+	0.04 0.03
3137B4WB8	FHLMC K033 A2 3.06% Due 7/25/2023	1,625,486.06	07/23/2019 2.18%	1,678,314.35 1,678,314.35	99.62 4.41%	1,619,294.45 829.00	0.33% (59,019.90)	Aaa NR	0.11 0.13
912797FY8	US Treasury Bill 5.021% Due 7/18/2023	20,000,000.00	05/16/2023 5.14%	19,827,054.44 19,827,054.44	99.14 5.14%	19,827,054.44 41,841.67	4.07% 0.00	P-1 A-1+	0.13 0.13
44891VAC5	Hyundai Auto Lease Trust 2021-B A3 0.33% Due 6/17/2024	814,769.57	06/08/2021 0.34%	814,647.36 814,647.36	99.20 5.78%	808,266.89 119.50	0.17% (6,380.47)	Aaa AAA	0.16 0.14
912797GG6	US Treasury Bill 5.017% Due 8/15/2023	20,000,000.00	05/16/2023 5.15%	19,749,150.00 19,749,150.00	98.75 5.15%	19,749,150.00 41,808.33	4.05% 0.00	P-1 A-1+	0.21 0.20
3137B7MZ9	FHLMC K036 A2 3.527% Due 10/25/2023	970,276.97	05/16/2019 2.57%	1,008,102.62 1,008,102.62	99.21 5.61%	962,605.96 570.36	0.20% (45,496.66)	Aaa NR	0.21 0.27
43813KAC6	Honda Auto Receivables Trust 2020-3 A3 0.37% Due 10/18/2024	441,094.51	09/22/2020 0.38%	441,029.71 441,029.71	98.37 5.94%	433,907.32 58.94	0.09% (7,122.39)	NR AAA	0.26 0.29
09690AAC7	BMW Vehicle Lease Trust 2021-2 A3 0.33% Due 12/26/2024	512,896.93	09/08/2021 0.34%	512,844.00 512,844.00	98.47 6.14%	505,071.66 28.21	0.10% (7,772.34)	Aaa NR	0.32 0.26
47787NAC3	John Deere Owner Trust 2020-B A3 0.51% Due 11/15/2024	89,654.01	07/14/2020 0.52%	89,640.35 89,640.35	99.10 5.15%	88,845.69 20.32	0.02% (794.66)	Aaa NR	0.33 0.19
36262XAC8	GM Financial Auto Lease Trust 2021-3 A2 0.39% Due 10/21/2024	1,553,074.48	08/10/2021 0.39%	1,553,053.36 1,553,053.36	98.31 5.80%	1,526,874.11 185.07	0.31% (26,179.25)	NR AAA	0.35 0.31
44891RAC4	Hyundai Auto Receivables Trust 2020-C A3 0.38% Due 5/15/2025	650,180.93	10/20/2020 0.39%	650,031.20 650,031.20	97.85 6.22%	636,176.68 109.81	0.13% (13,854.52)	NR AAA	0.38 0.37
89240BAC2	Toyota Auto Receivables Owners 2021- A A3 0.26% Due 5/15/2025	1,269,438.37	02/02/2021 0.27%	1,269,202.77 1,269,202.77	97.26 6.65%	1,234,630.37 146.69	0.25% (34,572.40)	Aaa NR	0.42 0.43

City of Corona Consolidated

Holdings by Maturity



Account #10003

As of May 31, 2023

CUSIP	Security Description	Par Value/Units	Purchase Date Book Yield	Cost Value Book Value	Mkt Price Mkt YTM	Market Value Accrued Int.	% of Port. Gain/Loss	Moody S&P	Term (yrs) Duration
43813GAC5	Honda Auto Receivables Trust 2021-1 A3 0.27% Due 4/21/2025	348,110.07	02/17/2021 0.27%	348,103.71 348,103.71	97.44 6.07%	339,202.28 26.11	0.07% (8,901.43)	Aaa NR	0.44 0.44
05601XAC3	BMW Vehicle Lease Trust 2022-1 A3 1.1% Due 3/25/2025	916,544.65	01/11/2022 1.11%	916,407.62 916,407.62	97.94 6.15%	897,646.42 168.03	0.18% (18,761.20)	NR AAA	0.45 0.41
44933LAC7	Hyundai Auto Receivables Trust 2021-A A3 0.38% Due 9/15/2025	867,354.49	04/20/2021 0.38%	867,263.25 867,263.25	97.28 5.74%	843,755.51 146.49	0.17% (23,507.74)	NR AAA	0.50 0.51
44891WAC3	Hyundai Auto Lease Trust 2022-A A3 1.16% Due 1/15/2025	1,205,000.00	01/11/2022 1.16%	1,204,973.37 1,204,973.37	97.80 5.88%	1,178,526.15 621.24	0.24% (26,447.22)	Aaa AAA	0.54 0.46
43813DAC2	Honda Auto Receivables 2020-2 A3 0.82% Due 7/15/2024	121,015.34	05/18/2020 0.83%	121,005.82 121,005.82	99.32 5.42%	120,189.31 44.10	0.02% (816.51)	Aaa AAA	0.58 0.15
912828V23	US Treasury Note 2.25% Due 12/31/2023	4,500,000.00	06/21/2019 1.80%	4,588,417.97 4,588,417.97	98.24 5.36%	4,420,723.50 42,513.81	0.91% (167,694.47)	Aaa AA+	0.59 0.56
36265MAC9	GM Financial Auto Lease Trust 2022-1 A3 1.9% Due 3/20/2025	2,105,000.00	02/15/2022 1.91%	2,104,981.90 2,104,981.90	97.66 5.90%	2,055,743.00 1,222.07	0.42% (49,238.90)	Aaa NR	0.60 0.59
47789KAC7	John Deere Owner Trust 2020-A A3 1.1% Due 8/15/2024	69,203.93	Various 1.00%	69,353.07 69,353.07	99.82 5.24%	69,077.01 33.84	0.01% (276.06)	Aaa NR	0.63 0.04
912828B66	US Treasury Note 2.75% Due 2/15/2024	5,000,000.00	Various 2.21%	5,121,796.88 5,121,796.88	98.23 5.32%	4,911,525.00 40,262.43	1.01% (210,271.88)	Aaa AA+	0.71 0.68
89238LAC4	Toyota Lease Owner Trust 2022-A A3 1.96% Due 2/20/2025	2,565,000.00	02/23/2022 1.98%	2,564,596.27 2,564,596.27	97.33 6.05%	2,496,429.86 1,536.15	0.51% (68,166.41)	NR AAA	0.76 0.66
91282CBR1	US Treasury Note 0.25% Due 3/15/2024	2,900,000.00	03/30/2021 0.33%	2,892,976.56 2,892,976.56	96.18 5.24%	2,789,211.30 1,536.68	0.57% (103,765.26)	Aaa AA+	0.79 0.77
808513BN4	Charles Schwab Corp Callable Note Cont 2/18/2024 0.75% Due 3/18/2024	1,775,000.00	03/16/2021 0.77%	1,774,112.50 1,774,112.50	96.04 5.90%	1,704,779.23 2,699.48	0.35% (69,333.27)	A2 A-	0.80 0.77
89236XAC0	Toyota Auto Receivables 2020-D A3 0.35% Due 1/15/2025	314,555.90	10/06/2020 0.36%	314,497.29 314,497.29	98.65 6.12%	310,315.99 48.93	0.06% (4,181.30)	NR AAA	0.82 0.23
44935FAD6	Hyundai Auto Receivables Trust 2021-C A3 0.74% Due 5/15/2026	730,000.00	11/09/2021 0.75%	729,837.06 729,837.06	95.75 5.82%	698,999.10 240.09	0.14% (30,837.96)	NR AAA	0.83 0.84
05602RAD3	BMW Vehicle Owner Trust 2022-A A3 3.21% Due 8/25/2026	1,065,000.00	05/10/2022 3.23%	1,064,944.62 1,064,944.62	97.03 5.97%	1,033,364.18 569.78	0.21% (31,580.44)	Aaa AAA	0.87 1.09

City of Corona Consolidated

Holdings by Maturity



Account #10003

As of May 31, 2023

CUSIP	Security Description	Par Value/Units	Purchase Date Book Yield	Cost Value Book Value	Mkt Price Mkt YTM	Market Value Accrued Int.	% of Port. Gain/Loss	Moody S&P	Term (yrs) Duration
89238JAC9	Toyota Auto Receivables Trust 2021-D A3 0.71% Due 4/15/2026	955,000.00	11/09/2021 0.71%	954,979.66 954,979.66	95.61 5.79%	913,121.34 301.36	0.19% (41,858.32)	NR AAA	0.88 0.87
92290BAA9	Verizon Owner Trust 2020-B A 0.47% Due 2/20/2025	443,393.74	08/04/2020 0.48%	443,300.62 443,300.62	99.10 5.59%	439,387.23 63.68	0.09% (3,913.39)	Aaa NR	0.89 0.17
43815GAC3	Honda Auto Receivables Trust 2021-4 A3 0.88% Due 1/21/2026	1,025,000.00	11/16/2021 0.89%	1,024,783.93 1,024,783.93	95.64 5.81%	980,258.75 250.56	0.20% (44,525.18)	Aaa NR	0.89 0.89
47789QAC4	John Deere Owner Trust 2021-B A3 0.52% Due 3/16/2026	1,183,480.05	07/13/2021 0.52%	1,183,374.48 1,183,374.48	95.73 5.90%	1,132,933.62 273.52	0.23% (50,440.86)	Aaa NR	0.92 0.79
912828X70	US Treasury Note 2% Due 4/30/2024	4,800,000.00	Various 1.84%	4,833,281.25 4,833,281.25	97.08 5.30%	4,659,936.00 8,347.82	0.96% (173,345.25)	Aaa AA+	0.92 0.89
362554AC1	GM Financial Securitized Term 2021-4 A3 0.68% Due 9/16/2026	780,000.00	10/13/2021 0.68%	779,980.11 779,980.11	95.28 5.93%	743,148.12 221.00	0.15% (36,831.99)	Aaa AAA	0.96 0.90
3130A1XJ2	FHLB Note 2.875% Due 6/14/2024	5,500,000.00	Various 1.95%	5,740,000.40 5,740,000.40	97.73 5.15%	5,375,243.51 73,352.43	1.12% (364,756.89)	Aaa AA+	1.04 0.99
912828XX3	US Treasury Note 2% Due 6/30/2024	4,900,000.00	Various 1.81%	4,942,253.91 4,942,253.91	96.70 5.17%	4,738,451.90 41,149.18	0.98% (203,802.01)	Aaa AA+	1.08 1.04
79466LAG9	Salesforce.com Inc Callable Note Cont 7/15/2022 0.625% Due 7/15/2024	3,100,000.00	Various 0.92%	3,076,192.60 3,076,192.60	95.12 5.15%	2,948,800.60 7,319.44	0.61% (127,392.00)	A2 A+	1.13 1.09
380146AC4	GM Financial Auto Receivables 2022-1 A3 1.26% Due 11/16/2026	660,000.00	01/11/2022 1.27%	659,942.65 659,942.65	95.34 5.74%	629,212.99 346.50	0.13% (30,729.66)	NR AAA	1.14 1.05
43815BAC4	Honda Auto Receivables Trust 2022-1 A3 1.88% Due 5/15/2026	1,650,000.00	02/15/2022 1.89%	1,649,751.84 1,649,751.84	95.71 5.44%	1,579,284.30 1,378.67	0.32% (70,467.54)	Aaa AAA	1.18 1.22
912828D56	US Treasury Note 2.375% Due 8/15/2024	5,000,000.00	12/12/2019 1.75%	5,140,234.38 5,140,234.38	96.95 5.00%	4,847,655.00 34,772.10	1.00% (292,579.38)	Aaa AA+	1.21 1.16
448977AD0	Hyundai Auto Receivables Trust 2022-A A3 2.22% Due 10/15/2026	1,350,000.00	03/09/2022 2.23%	1,349,948.03 1,349,948.03	95.97 5.55%	1,295,596.36 1,332.00	0.27% (54,351.67)	NR AAA	1.26 1.22
3130A2UW4	FHLB Note 2.875% Due 9/13/2024	4,000,000.00	09/13/2019 1.79%	4,206,760.00 4,206,760.00	97.59 4.83%	3,903,708.00 24,916.67	0.80% (303,052.00)	Aaa AA+	1.29 1.23

City of Corona Consolidated

Holdings by Maturity



Account #10003

As of May 31, 2023

CUSIP	Security Description	Par Value/Units	Purchase Date Book Yield	Cost Value Book Value	Mkt Price Mkt YTM	Market Value Accrued Int.	% of Port. Gain/Loss	Moody S&P	Term (yrs) Duration
92348KAV5	Verizon Master Trust 2022-5 A1A 3.72% Due 7/20/2027	1,150,000.00	08/02/2022 3.75%	1,149,949.40 1,149,949.40	98.64 5.27%	1,134,333.55 1,307.17	0.23% (15,615.85)	NR AAA	1.32 1.17
13063DRK6	California State Taxable GO 2.4% Due 10/1/2024	3,385,000.00	10/16/2019 1.91%	3,462,753.45 3,462,753.45	96.25 5.35%	3,258,089.58 13,540.00	0.67% (204,663.87)	Aa2 AA-	1.34 1.28
47787JAC2	John Deere Owner Trust 2022-A A3 2.32% Due 9/16/2026	1,010,000.00	03/10/2022 2.34%	1,009,776.59 1,009,776.59	96.10 5.82%	970,641.31 1,041.42	0.20% (39,135.28)	Aaa NR	1.34 1.12
3135G0W66	FNMA Note 1.625% Due 10/15/2024	3,500,000.00	Various 1.21%	3,564,275.00 3,564,275.00	95.80 4.82%	3,353,164.50 7,267.36	0.69% (211,110.50)	Aaa AA+	1.38 1.33
9128283D0	US Treasury Note 2.25% Due 10/31/2024	4,000,000.00	11/07/2019 1.77%	4,090,468.75 4,090,468.75	96.50 4.84%	3,859,844.00 7,826.09	0.79% (230,624.75)	Aaa AA+	1.42 1.37
78015K7C2	Royal Bank of Canada Note 2.25% Due 11/1/2024	3,600,000.00	12/05/2019 2.26%	3,598,128.00 3,598,128.00	95.69 5.45%	3,444,840.00 6,750.00	0.71% (153,288.00)	A1 A	1.42 1.36
14913Q3B3	Caterpillar Finl Service Note 2.15% Due 11/8/2024	2,593,000.00	Various 1.88%	2,624,484.21 2,624,484.21	96.14 4.97%	2,492,886.86 3,561.77	0.51% (131,597.35)	A2 A	1.44 1.39
74153WCQ0	Pricoa Global Funding Note 1.15% Due 12/6/2024	1,975,000.00	12/01/2021 1.19%	1,972,965.75 1,972,965.75	93.65 5.58%	1,849,548.00 11,040.80	0.38% (123,417.75)	Aa3 AA-	1.52 1.46
3130AQF40	FHLB Note 1% Due 12/20/2024	4,300,000.00	12/21/2021 1.02%	4,297,205.00 4,297,205.00	94.47 4.73%	4,062,326.10 19,230.56	0.84% (234,878.90)	Aaa AA+	1.56 1.50
3135G0X24	FNMA Note 1.625% Due 1/7/2025	4,220,000.00	Various 1.30%	4,282,878.20 4,282,878.20	95.30 4.70%	4,021,862.56 27,430.00	0.83% (261,015.64)	Aaa AA+	1.61 1.54
89236TJT3	Toyota Motor Credit Corp Note 1.45% Due 1/13/2025	2,700,000.00	01/10/2022 1.50%	2,696,382.00 2,696,382.00	94.61 4.96%	2,554,507.80 15,007.50	0.53% (141,874.20)	A1 A+	1.62 1.56
64952WEK5	New York Life Global Note 1.45% Due 1/14/2025	3,745,000.00	01/11/2022 1.49%	3,740,955.40 3,740,955.40	94.54 5.00%	3,540,684.04 20,665.12	0.73% (200,271.36)	Aaa AA+	1.63 1.56
90331HPL1	US Bank NA Callable Note Cont 12/21/2024 2.05% Due 1/21/2025	4,145,000.00	01/16/2020 2.10%	4,136,171.15 4,136,171.15	94.37 5.70%	3,911,449.98 30,684.51	0.81% (224,721.17)	A2 A+	1.65 1.56
3137EAEP0	FHLMC Note 1.5% Due 2/12/2025	6,575,000.00	02/13/2020 1.52%	6,569,937.25 6,569,937.25	94.96 4.62%	6,243,889.58 29,861.46	1.28% (326,047.67)	Aaa AA+	1.71 1.64
912828ZC7	US Treasury Note 1.125% Due 2/28/2025	7,000,000.00	03/18/2020 0.81%	7,108,007.81 7,108,007.81	94.25 4.58%	6,597,500.00 19,901.49	1.36% (510,507.81)	Aaa AA+	1.75 1.69
91282CED9	US Treasury Note 1.75% Due 3/15/2025	7,000,000.00	04/05/2022 2.65%	6,823,085.94 6,823,085.94	95.20 4.57%	6,663,671.00 25,964.67	1.37% (159,414.94)	Aaa AA+	1.79 1.72
69371RR73	Paccar Financial Corp Note 2.85% Due 4/7/2025	2,970,000.00	03/31/2022 2.86%	2,969,227.80 2,969,227.80	96.37 4.92%	2,862,278.10 12,696.75	0.59% (106,949.70)	A1 A+	1.85 1.76

City of Corona Consolidated

Holdings by Maturity



Account #10003

As of May 31, 2023

CUSIP	Security Description	Par Value/Units	Purchase Date Book Yield	Cost Value Book Value	Mkt Price Mkt YTM	Market Value Accrued Int.	% of Port. Gain/Loss	Moody S&P	Term (yrs) Duration
78016EZ59	Royal Bank of Canada Note 3.375% Due 4/14/2025	1,270,000.00	04/07/2022 3.39%	1,269,530.10 1,269,530.10	96.76 5.21%	1,228,893.91 5,595.94	0.25% (40,636.19)	A1 A	1.87 1.77
3135G03U5	FNMA Note 0.625% Due 4/22/2025	5,270,000.00	04/22/2020 0.67%	5,259,143.80 5,259,143.80	93.01 4.52%	4,901,426.74 3,568.23	1.00% (357,717.06)	Aaa AA+	1.90 1.84
46647PBK1	JP Morgan Chase & Co Callable Note Cont 4/22/2025 2.083% Due 4/22/2026	1,000,000.00	05/20/2021 2.24%	1,037,330.00 1,037,330.00	94.02 5.44%	940,230.00 2,256.58	0.19% (97,100.00)	A1 A-	1.90 1.81
6174468Q5	Morgan Stanley Callable Note Cont 4/28/2025 2.188% Due 4/28/2026	1,600,000.00	05/18/2022 4.93%	1,511,376.00 1,511,376.00	94.41 5.30%	1,510,582.40 3,209.07	0.31% (793.60)	A1 A-	1.91 1.83
06367WB85	Bank of Montreal Note 1.85% Due 5/1/2025	2,761,000.00	07/23/2021 0.85%	2,862,660.02 2,862,660.02	93.68 5.36%	2,586,468.91 4,256.54	0.53% (276,191.11)	A2 A-	1.92 1.84
14913R2V8	Caterpillar Financial Service Note 3.4% Due 5/13/2025	1,460,000.00	05/10/2022 3.44%	1,458,145.80 1,458,145.80	97.40 4.81%	1,421,991.82 2,482.00	0.29% (36,153.98)	A2 A	1.95 1.86
02582JIT8	American Express Credit Trust 2022-2 A 3.39% Due 5/17/2027	2,765,000.00	05/17/2022 3.42%	2,764,388.38 2,764,388.38	97.20 4.95%	2,687,627.01 4,165.93	0.55% (76,761.37)	NR AAA	1.96 1.84
46647PCK0	JP Morgan Chase & Co Callable Note Cont 6/23/2024 0.969% Due 6/23/2025	1,565,000.00	Various 2.11%	1,565,968.20 1,565,968.20	95.10 5.77%	1,488,236.75 6,655.68	0.31% (77,731.45)	A1 A-	1.98 1.89
46647PCH7	JP Morgan Chase & Co Callable Note Cont 6/1/2024 0.824% Due 6/1/2025	3,295,000.00	05/24/2021 1.97%	3,299,268.65 3,299,268.65	95.00 5.88%	3,130,375.21 13,575.40	0.64% (168,893.44)	A1 A-	2.01 1.91
63743HFE7	National Rural Utilities Note 3.45% Due 6/15/2025	940,000.00	04/27/2022 3.46%	939,746.20 939,746.20	96.67 5.19%	908,677.32 14,953.83	0.19% (31,068.88)	A2 A-	2.04 1.90
3135G04Z3	FNMA Note 0.5% Due 6/17/2025	6,200,000.00	Various 0.51%	6,196,731.90 6,196,731.90	92.34 4.46%	5,725,092.40 14,122.22	1.18% (471,639.50)	Aaa AA+	2.05 1.99
06051GJD2	Bank of America Corp Callable Note Cont 6/19/2025 1.319% Due 6/19/2026	3,000,000.00	Various 2.23%	3,007,920.00 3,007,920.00	91.73 5.64%	2,751,846.00 17,806.50	0.57% (256,074.00)	A1 A-	2.05 1.96
66815L2J7	Northwestern Mutual Gbl Note 4% Due 7/1/2025	2,350,000.00	06/27/2022 4.01%	2,349,201.00 2,349,201.00	97.69 5.18%	2,295,764.35 39,166.67	0.48% (53,436.65)	Aaa AA+	2.09 1.94
3137EAEU9	FHLMC Note 0.375% Due 7/21/2025	6,300,000.00	Various 0.45%	6,277,899.60 6,277,899.60	91.69 4.49%	5,776,753.50 8,531.25	1.18% (501,146.10)	Aaa AA+	2.14 2.08
91282CAB7	US Treasury Note 0.25% Due 7/31/2025	6,000,000.00	03/12/2021 0.72%	5,879,062.50 5,879,062.50	91.66 4.32%	5,499,846.00 5,013.81	1.13% (379,216.50)	Aaa AA+	2.17 2.12

City of Corona Consolidated

Holdings by Maturity



Account #10003

As of May 31, 2023

CUSIP	Security Description	Par Value/Units	Purchase Date Book Yield	Cost Value Book Value	Mkt Price Mkt YTM	Market Value Accrued Int.	% of Port. Gain/Loss	Moody S&P	Term (yrs) Duration
3135G05X7	FNMA Note 0.375% Due 8/25/2025	6,285,000.00	Various 0.46%	6,260,439.20 6,260,439.20	91.46 4.44%	5,747,959.32 6,285.00	1.18% (512,479.88)	Aaa AA+	2.24 2.18
3137EAEX3	FHLMC Note 0.375% Due 9/23/2025	6,295,000.00	Various 0.44%	6,276,346.05 6,276,346.05	91.26 4.39%	5,745,081.39 4,458.96	1.18% (531,264.66)	Aaa AA+	2.32 2.25
47800CAC0	John Deere Owner Trust 2023-A A3 5.01% Due 11/15/2027	1,880,000.00	02/22/2023 5.07%	1,879,657.46 1,879,657.46	100.13 5.00%	1,882,402.64 4,186.13	0.39% 2,745.18	Aaa NR	2.34 1.97
91282CAM3	US Treasury Note 0.25% Due 9/30/2025	3,200,000.00	03/29/2021 0.74%	3,130,375.00 3,130,375.00	91.33 4.19%	2,922,624.00 1,355.19	0.60% (207,751.00)	Aaa AA+	2.34 2.28
459058JL8	Intl. Bank Recon & Development Note 0.5% Due 10/28/2025	6,300,000.00	Various 0.59%	6,272,360.85 6,272,360.85	91.50 4.25%	5,764,197.60 2,887.50	1.18% (508,163.25)	Aaa AAA	2.41 2.35
91282CAT8	US Treasury Note 0.25% Due 10/31/2025	6,000,000.00	02/19/2021 0.53%	5,923,125.00 5,923,125.00	90.99 4.21%	5,459,298.00 1,304.35	1.12% (463,827.00)	Aaa AA+	2.42 2.36
3135G06G3	FNMA Note 0.5% Due 11/7/2025	6,300,000.00	Various 0.57%	6,279,895.00 6,279,895.00	91.20 4.35%	5,745,568.51 2,100.00	1.18% (534,326.49)	Aaa AA+	2.44 2.37
3137F4D41	FHLMC K074 A2 3.6% Due 1/25/2028	3,000,000.00	03/16/2023 4.93%	2,911,054.69 2,911,054.69	97.07 4.29%	2,912,043.00 1,800.00	0.60% 988.31	NR NR	2.44 4.12
91282CAZ4	US Treasury Note 0.375% Due 11/30/2025	3,800,000.00	03/26/2021 0.77%	3,731,867.19 3,731,867.19	91.06 4.18%	3,460,226.80 38.93	0.71% (271,640.39)	Aaa AA+	2.50 2.44
40139LBC6	Guardian Life Glob Fun Note 0.875% Due 12/10/2025	3,000,000.00	Various 1.12%	2,969,700.00 2,969,700.00	89.35 5.44%	2,680,596.00 12,468.76	0.55% (289,104.00)	Aa1 AA+	2.53 2.42
3137FG6X8	FHLMC K077 A2 3.85% Due 5/25/2028	5,320,000.00	Various 4.60%	5,229,125.01 5,229,125.01	98.36 4.20%	5,232,736.04 3,413.66	1.07% 3,611.03	NR NR	2.62 4.37
66815L2A6	Northwestern Mutual Gbl Note 0.8% Due 1/14/2026	1,870,000.00	12/06/2021 1.47%	1,820,388.90 1,820,388.90	89.70 5.05%	1,677,330.16 5,693.11	0.34% (143,058.74)	Aaa AA+	2.63 2.52
3137BSRE5	FHLMC K059 A2 3.12% Due 9/25/2026	3,000,000.00	02/18/2022 1.98%	3,128,437.50 3,128,437.50	96.08 4.40%	2,882,352.00 7,800.00	0.59% (246,085.50)	NR AAA	2.82 2.99
4581X0DV7	Inter-American Dev Bank Note 0.875% Due 4/20/2026	6,390,000.00	04/13/2021 0.97%	6,360,733.80 6,360,733.80	91.08 4.19%	5,819,967.27 6,367.81	1.19% (540,766.53)	Aaa AAA	2.89 2.79
06051GHT9	Bank of America Corp Callable Note 1X 4/23/2026 3.559% Due 4/23/2027	3,000,000.00	Various 4.91%	2,906,255.64 2,906,255.64	94.86 5.50%	2,845,863.00 11,270.16	0.59% (60,392.64)	A1 A-	2.90 2.69
023135BX3	Amazon.com Inc Callable Note Cont 4/12/2026 1% Due 5/12/2026	4,865,000.00	05/10/2021 1.09%	4,843,983.20 4,843,983.20	90.68 4.41%	4,411,718.22 2,567.64	0.90% (432,264.98)	A1 AA	2.95 2.85

City of Corona Consolidated

Holdings by Maturity



Account #10003

As of May 31, 2023

CUSIP	Security Description	Par Value/Units	Purchase Date Book Yield	Cost Value Book Value	Mkt Price Mkt YTM	Market Value Accrued Int.	% of Port. Gain/Loss	Moody S&P	Term (yrs) Duration
91324PEC2	United Health Group Inc Callable Note Cont 4/15/2026 1.15% Due 5/15/2026	805,000.00	Various 1.08%	807,605.05 807,605.05	91.05 4.41%	732,967.80 411.44	0.15% (74,637.25)	A3 A+	2.96 2.85
89236TJK2	Toyota Motor Credit Corp Note 1.125% Due 6/18/2026	3,325,000.00	06/15/2021 1.13%	3,323,537.00 3,323,537.00	90.01 4.68%	2,992,706.15 16,936.72	0.62% (330,830.85)	A1 A+	3.05 2.92
57629WDE7	Mass Mutual Global funding Note 1.2% Due 7/16/2026	2,272,000.00	08/10/2021 1.21%	2,271,369.92 2,271,369.92	89.30 4.94%	2,028,927.80 10,224.00	0.42% (242,442.12)	Aa3 AA+	3.13 2.98
3137BSP72	FHLMC K058 A2 2.653% Due 8/25/2026	1,500,000.00	11/12/2021 1.35%	1,586,425.78 1,586,425.78	94.77 4.40%	1,421,518.50 3,316.25	0.29% (164,907.28)	NR NR	3.15 2.99
91282CCW9	US Treasury Note 0.75% Due 8/31/2026	1,570,000.00	09/23/2021 0.90%	1,558,899.61 1,558,899.61	90.16 4.01%	1,415,515.14 2,975.75	0.29% (143,384.47)	Aaa AA+	3.25 3.15
58989V2D5	Met Tower Global Funding Note 1.25% Due 9/14/2026	1,715,000.00	09/07/2021 1.27%	1,713,422.20 1,713,422.20	88.43 5.12%	1,516,550.49 4,585.24	0.31% (196,871.71)	Aa3 AA-	3.29 3.14
931142ER0	Wal-Mart Stores Callable Note Cont 08/17/2026 1.05% Due 9/17/2026	785,000.00	09/08/2021 1.09%	783,516.35 783,516.35	90.11 4.30%	707,344.66 1,694.29	0.15% (76,171.69)	Aa2 AA	3.30 3.17
91282CCZ2	US Treasury Note 0.875% Due 9/30/2026	3,130,000.00	10/18/2021 1.19%	3,083,172.27 3,083,172.27	90.43 3.97%	2,830,327.54 4,639.41	0.58% (252,844.73)	Aaa AA+	3.34 3.22
91282CDG3	US Treasury Note 1.125% Due 10/31/2026	3,120,000.00	11/15/2021 1.25%	3,100,987.50 3,100,987.50	90.97 3.98%	2,838,348.24 3,052.17	0.58% (262,639.26)	Aaa AA+	3.42 3.29
59217GER6	Metlife Note 1.875% Due 1/11/2027	2,485,000.00	01/03/2022 1.90%	2,482,167.10 2,482,167.10	89.43 5.12%	2,222,397.63 18,119.79	0.46% (259,769.47)	Aa3 AA-	3.62 3.39
808513BY0	Charles Schwab Corp Callable Note Cont 2/3/2027 2.45% Due 3/3/2027	1,300,000.00	03/09/2022 2.73%	1,282,866.00 1,282,866.00	89.49 5.59%	1,163,333.60 7,785.56	0.24% (119,532.40)	A2 A-	3.76 3.48
89114TZZ2	Toronto-Dominion Bank Note 2.8% Due 3/10/2027	1,900,000.00	03/09/2022 2.97%	1,884,933.00 1,884,933.00	91.98 5.16%	1,747,648.50 11,970.00	0.36% (137,284.50)	A1 A	3.78 3.49
665859AW4	Northern Trust Company Callable Note Cont 4/10/2027 4% Due 5/10/2027	1,345,000.00	05/05/2022 4.04%	1,342,821.10 1,342,821.10	97.22 4.78%	1,307,580.76 3,138.33	0.27% (35,240.34)	A2 A+	3.95 3.59
91324PEG3	United Health Group Inc Callable Note Cont 4/15/2027 3.7% Due 5/15/2027	1,365,000.00	05/17/2022 3.69%	1,365,638.40 1,365,638.40	97.67 4.35%	1,333,177.77 2,244.66	0.27% (32,460.63)	A3 A+	3.96 3.63
22160KAM7	Costco Wholesale Corp Callable Note Cont 2/18/2027 3% Due 5/18/2027	2,500,000.00	07/15/2022 3.53%	2,441,975.00 2,441,975.00	95.90 4.13%	2,397,465.00 2,708.33	0.49% (44,510.00)	Aa3 A+	3.97 3.68

City of Corona Consolidated

Holdings by Maturity



Account #10003

As of May 31, 2023

CUSIP	Security Description	Par Value/Units	Purchase Date Book Yield	Cost Value Book Value	Mkt Price Mkt YTM	Market Value Accrued Int.	% of Port. Gain/Loss	Moody S&P	Term (yrs) Duration
3137FBBX3	FHLMC K068 A2 3.244% Due 8/25/2027	2,650,000.00	11/02/2022 4.79%	2,482,408.20 2,482,408.20	95.81 4.33%	2,538,872.25 7,163.83	0.52% 56,464.05	Aaa NR	3.99 3.80
91282CET4	US Treasury Note 2.625% Due 5/31/2027	2,400,000.00	06/09/2022 3.07%	2,351,156.25 2,351,156.25	95.28 3.91%	2,286,751.20 172.13	0.47% (64,405.05)	Aaa AA+	4.00 3.74
89115A2C5	Toronto-Dominion Bank Note 4.108% Due 6/8/2027	1,400,000.00	08/26/2022 4.18%	1,395,310.00 1,395,310.00	96.26 5.15%	1,347,613.40 27,637.71	0.28% (47,696.60)	A1 A	4.02 3.57
91282CEW7	US Treasury Note 3.25% Due 6/30/2027	6,650,000.00	Various 3.12%	6,690,380.86 6,690,380.86	97.57 3.90%	6,488,684.30 90,748.62	1.35% (201,696.56)	Aaa AA+	4.08 3.73
91282CFB2	US Treasury Note 2.75% Due 7/31/2027	1,300,000.00	08/22/2022 3.12%	1,277,960.94 1,277,960.94	95.64 3.89%	1,243,327.80 11,949.59	0.26% (34,633.14)	Aaa AA+	4.17 3.85
91282CFH9	US Treasury Note 3.125% Due 8/31/2027	3,450,000.00	Various 3.45%	3,399,517.58 3,399,517.58	97.07 3.88%	3,348,925.35 27,246.09	0.69% (50,592.23)	Aaa AA+	4.25 3.90
91282CFM8	US Treasury Note 4.125% Due 9/30/2027	2,800,000.00	Various 4.37%	2,770,000.01 2,770,000.01	100.98 3.88%	2,827,454.00 19,565.57	0.58% 57,453.99	Aaa AA+	4.34 3.91
3137FETN0	FHLMC K073 A2 3.35% Due 1/25/2028	5,000,000.00	Various 4.58%	4,748,624.69 4,748,624.69	96.25 4.24%	4,812,445.00 2,791.67	0.99% 63,820.31	NR NR	4.49 4.13
91282CFZ9	US Treasury Note 3.875% Due 11/30/2027	4,600,000.00	Various 3.74%	4,628,085.94 4,628,085.94	100.16 3.84%	4,607,369.20 487.02	0.94% (20,716.74)	Aaa AA+	4.50 4.09
91282CGC9	US Treasury Note 3.875% Due 12/31/2027	7,000,000.00	Various 3.78%	7,028,945.31 7,028,945.31	100.15 3.84%	7,010,388.00 113,895.03	1.46% (18,557.31)	Aaa AA+	4.59 4.10
756109AU8	Realty Income Corp Callable Note Cont 10/15/2027 3.65% Due 1/15/2028	4,500,000.00	Various 4.99%	4,242,810.00 4,242,810.00	94.07 5.10%	4,233,289.50 62,050.00	0.88% (9,520.50)	A3 A-	4.63 4.12
91324PEP3	United Health Group Inc Callable Note Cont 1/15/2028 5.25% Due 2/15/2028	1,500,000.00	02/16/2023 4.76%	1,532,220.00 1,532,220.00	102.92 4.54%	1,543,872.00 23,187.50	0.32% 11,652.00	A3 A+	4.63 4.02
24422EWR6	John Deere Capital Corp Note 4.75% Due 1/20/2028	2,450,000.00	01/23/2023 4.40%	2,487,705.50 2,487,705.50	101.00 4.51%	2,474,448.55 45,903.47	0.52% (13,256.95)	A2 A	4.64 4.05
91282CGH8	US Treasury Note 3.5% Due 1/31/2028	7,000,000.00	02/16/2023 4.05%	6,828,007.81 6,828,007.81	98.64 3.82%	6,904,842.00 81,892.27	1.43% 76,834.19	Aaa AA+	4.67 4.21
57636QAW4	MasterCard Inc Callable Note Cont 2/9/28 4.875% Due 3/9/2028	2,090,000.00	03/06/2023 4.90%	2,087,972.70 2,087,972.70	102.48 4.28%	2,141,923.96 23,207.71	0.44% 53,951.26	Aa3 A+	4.70 4.12
91282CGP0	US Treasury Note 4% Due 2/29/2028	7,000,000.00	02/23/2023 4.16%	6,949,960.94 6,949,960.94	100.88 3.79%	7,061,523.00 70,760.87	1.46% 111,562.06	Aaa AA+	4.75 4.25

City of Corona Consolidated

Account #10003

Holdings by Maturity

As of May 31, 2023



CUSIP	Security Description	Par Value/Units	Purchase Date Book Yield	Cost Value Book Value	Mkt Price Mkt YTM	Market Value Accrued Int.	% of Port. Gain/Loss	Moody S&P	Term (yrs) Duration
880591EZ1	Tennessee Valley Authority Note 3.875% Due 3/15/2028	3,500,000.00	05/04/2023 3.56%	3,548,755.00 3,548,755.00	99.73 3.94%	3,490,693.50 22,980.90	0.72% (58,061.50)	Aaa AA+	4.79 4.31
037833ET3	Apple Inc Callable Note Cont 4/10/2028 4% Due 5/10/2028	1,650,000.00	05/08/2023 4.01%	1,649,083.50 1,649,083.50	99.58 4.09%	1,643,004.00 3,850.00	0.34% (6,079.50)	Aaa AA+	4.87 4.37
58933YBH7	Merck & Co Callable Note Cont 4/17/2028 4.05% Due 5/17/2028	1,975,000.00	05/08/2023 4.05%	1,975,392.25 1,975,392.25	99.46 4.17%	1,964,315.25 3,110.63	0.40% (11,077.00)	A1 A+	4.88 4.38
TOTAL PORTFOLIO		503,170,925.46	2.81%	502,217,204.47	4.61%	486,092,628.66 2,175,190.97	100.00% (16,124,575.81)	Aa1 AA+	1.67 1.59
TOTAL MARKET VALUE PLUS ACCRUED						488,267,819.63			

City of Corona Consolidated

Account #10003

Issuer Report

As of May 31, 2023



Issue Name	Par	Cost	Market Value	MVACC	% Portfolio
Government of United States	\$174,120,000.00	\$173,367,517.60	\$169,189,457.71	\$169,975,320.45	34.81%
Federated Govt Obligation Money Market Fund	\$51,524,935.10	\$51,524,935.10	\$51,524,935.10	\$51,524,935.10	10.55%
Local Agency Investment Fund	\$45,709,460.36	\$45,709,460.36	\$45,709,460.36	\$46,262,861.53	9.47%
Federal Home Loan Mortgage Corp	\$42,235,763.03	\$41,896,675.74	\$40,147,591.67	\$40,218,128.11	8.24%
Federal National Mortgage Association	\$31,775,000.00	\$31,843,363.10	\$29,495,074.03	\$29,555,846.84	6.05%
Federal Home Loan Bank	\$13,800,000.00	\$14,243,965.40	\$13,341,277.61	\$13,458,777.27	2.76%
Inter-American Dev Bank	\$6,390,000.00	\$6,360,733.80	\$5,819,967.27	\$5,826,335.08	1.19%
Intl Bank Recon and Development	\$6,300,000.00	\$6,272,360.85	\$5,764,197.60	\$5,767,085.10	1.18%
Bank of America Corp	\$6,000,000.00	\$5,914,175.64	\$5,597,709.00	\$5,626,785.66	1.15%
JP Morgan Chase & Co	\$5,860,000.00	\$5,902,566.85	\$5,558,841.96	\$5,581,329.62	1.14%
Toyota Motor Corp	\$6,025,000.00	\$6,019,919.00	\$5,547,213.95	\$5,579,158.17	1.14%
Royal Bank of Canada	\$4,870,000.00	\$4,867,658.10	\$4,673,733.91	\$4,686,079.85	0.96%
Amazon.com Inc	\$4,865,000.00	\$4,843,983.20	\$4,411,718.22	\$4,414,285.86	0.90%
Realty Income Corp	\$4,500,000.00	\$4,242,810.00	\$4,233,289.50	\$4,295,339.50	0.88%
John Deere ABS	\$4,232,337.99	\$4,231,801.95	\$4,143,900.27	\$4,149,455.50	0.85%
Northwestern Mutual Gbl	\$4,220,000.00	\$4,169,589.90	\$3,973,094.51	\$4,017,954.29	0.82%
US Bancorp	\$4,145,000.00	\$4,136,171.15	\$3,911,449.98	\$3,942,134.49	0.81%
Caterpillar Inc	\$4,053,000.00	\$4,082,630.01	\$3,914,878.68	\$3,920,922.45	0.80%
Metlife Inc	\$4,200,000.00	\$4,195,589.30	\$3,738,948.12	\$3,761,653.15	0.77%
United Health Group Inc	\$3,670,000.00	\$3,705,463.45	\$3,610,017.57	\$3,635,861.17	0.74%
GM Financial Automobile Leasing Trust	\$3,658,074.48	\$3,658,035.26	\$3,582,617.11	\$3,584,024.25	0.73%
New York Life Global Funding	\$3,745,000.00	\$3,740,955.40	\$3,540,684.04	\$3,561,349.16	0.73%
Tennessee Valley Authority	\$3,500,000.00	\$3,548,755.00	\$3,490,693.50	\$3,513,674.40	0.72%
Hyundai Auto Receivables	\$3,597,535.42	\$3,597,079.54	\$3,474,527.65	\$3,476,356.04	0.71%
Honda ABS	\$3,585,219.92	\$3,584,675.01	\$3,452,841.96	\$3,454,600.34	0.71%
State of California	\$3,385,000.00	\$3,462,753.45	\$3,258,089.58	\$3,271,629.58	0.67%
Toronto Dominion Holdings	\$3,300,000.00	\$3,280,243.00	\$3,095,261.90	\$3,134,869.61	0.64%
Salesforce.com Inc	\$3,100,000.00	\$3,076,192.60	\$2,948,800.60	\$2,956,120.04	0.61%
Charles Schwab Corp/The	\$3,075,000.00	\$3,056,978.50	\$2,868,112.83	\$2,878,597.87	0.59%
Paccar Financial	\$2,970,000.00	\$2,969,227.80	\$2,862,278.10	\$2,874,974.85	0.59%

City of Corona Consolidated

Account #10003

Issuer Report

As of May 31, 2023



Issue Name	Par	Cost	Market Value	MVACC	% Portfolio
Guardian Life Global Funding	\$3,000,000.00	\$2,969,700.00	\$2,680,596.00	\$2,693,064.76	0.55%
American Express ABS	\$2,765,000.00	\$2,764,388.38	\$2,687,627.01	\$2,691,792.94	0.55%
Bank of Montreal Chicago	\$2,761,000.00	\$2,862,660.02	\$2,586,468.91	\$2,590,725.45	0.53%
Deere & Company	\$2,450,000.00	\$2,487,705.50	\$2,474,448.55	\$2,520,352.02	0.52%
Toyota Lease Owner Trust	\$2,565,000.00	\$2,564,596.27	\$2,496,429.86	\$2,497,966.01	0.51%
Toyota ABS	\$2,538,994.27	\$2,538,679.72	\$2,458,067.70	\$2,458,564.68	0.50%
Costco Wholesale Corporation	\$2,500,000.00	\$2,441,975.00	\$2,397,465.00	\$2,400,173.33	0.49%
MasterCard Inc	\$2,090,000.00	\$2,087,972.70	\$2,141,923.96	\$2,165,131.67	0.44%
Mass Mutual Insurance	\$2,272,000.00	\$2,271,369.92	\$2,028,927.80	\$2,039,151.80	0.42%
Hyundai Auto Lease Securitization	\$2,019,769.57	\$2,019,620.73	\$1,986,793.04	\$1,987,533.78	0.41%
Merck & Company	\$1,975,000.00	\$1,975,392.25	\$1,964,315.25	\$1,967,425.88	0.40%
Prudential Financial Inc	\$1,975,000.00	\$1,972,965.75	\$1,849,548.00	\$1,860,588.80	0.38%
Apple Inc	\$1,650,000.00	\$1,649,083.50	\$1,643,004.00	\$1,646,854.00	0.34%
Morgan Stanley	\$1,600,000.00	\$1,511,376.00	\$1,510,582.40	\$1,513,791.47	0.31%
BMW Vehicle Lease Trust	\$1,429,441.58	\$1,429,251.62	\$1,402,718.08	\$1,402,914.32	0.29%
GM Financial Securitized Term Auto Trust	\$1,440,000.00	\$1,439,922.76	\$1,372,361.11	\$1,372,928.61	0.28%
Northern Trust Corp	\$1,345,000.00	\$1,342,821.10	\$1,307,580.76	\$1,310,719.09	0.27%
Verizon Master Trust	\$1,150,000.00	\$1,149,949.40	\$1,134,333.55	\$1,135,640.72	0.23%
BMW ABS	\$1,065,000.00	\$1,064,944.62	\$1,033,364.18	\$1,033,933.96	0.21%
National Rural Utilities	\$940,000.00	\$939,746.20	\$908,677.32	\$923,631.15	0.19%
Wal-Mart Stores	\$785,000.00	\$783,516.35	\$707,344.66	\$709,038.95	0.15%
Verizon Owner Trust	\$443,393.74	\$443,300.62	\$439,387.23	\$439,450.91	0.09%
TOTAL	\$503,170,925.46	\$502,217,204.47	\$486,092,628.66	\$488,267,819.63	100.00%



Chandler Asset Management, Inc. ("Chandler") is an SEC registered investment adviser. For additional information about our firm, please see our current disclosures (Form ADV). To obtain a copy of our current disclosures, you may contact your client service representative by calling the number on the front of this statement or you may visit our website at www.chandlerasset.com.

Information contained in this monthly statement is confidential and is provided for informational purposes only and should not be construed as specific investment or legal advice. The information contained herein was obtained from sources believed to be reliable as of the date of this statement, but may become outdated or superseded at any time without notice.

Custody: Your qualified custodian bank maintains control of all assets reflected in this statement and we urge you to compare this statement to the one you receive from your qualified custodian. Chandler does not have any authority to withdraw or deposit funds from/to the custodian account.

Valuation: Prices are provided by IDC, an independent pricing source. In the event IDC does not provide a price or if the price provided is not reflective of fair market value, Chandler will obtain pricing from an alternative approved third party pricing source in accordance with our written valuation policy and procedures. Our valuation procedures are also disclosed in Item 5 of our Form ADV Part 2A.

Performance: Performance results are presented gross-of-advisory fees and represent the client's Total Return. The deduction of advisory fees lowers performance results. These results include the reinvestment of dividends and other earnings. Past performance may not be indicative of future results. Therefore, clients should not assume that future performance of any specific investment or investment strategy will be profitable or equal to past performance levels. All investment strategies have the potential for profit or loss. Economic factors, market conditions or changes in investment strategies, contributions or withdrawals may materially alter the performance and results of your portfolio.

Source ice Data Indices, LLC ("ICE"), used with permission. ICE PERMITS USE OF THE ICE INDICES AND RELATED DATA ON AN "AS IS" BASIS; ICE, ITS AFFILIATES AND THEIR RESPECTIVE THIRD PARTY SUPPLIERS DISCLAIM ANY AND ALL WARRANTIES AND REPRESENTATIONS, EXPRESS AND/OR IMPLIED, INCLUDING ANY WARRANTIES OF MERCHANTABILITY OR FITNESS FOR A PARTICULAR PURPOSE OR USE, INCLUDING THE INDICES, INDEX DATA AND ANY DATA INCLUDED IN, RELATED TO, OR DERIVED THEREFROM. NEITHER ICE DATA, ITS AFFILIATES OR THEIR RESPECTIVE THIRD PARTY PROVIDERS GUARANTEE THE QUALITY, ADEQUACY, ACCURACY, TIMELINESS OR COMPLETENESS OF THE INDICES OR THE INDEX DATA OR ANY COMPONENT THEREOF, AND THE INDICES AND INDEX DATA AND ALL COMPONENTS THEREOF ARE PROVIDED ON AN "AS IS" BASIS AND LICENSEE'S USE IS AT LICENSEE'S OWN RISK. ICE DATA, ITS AFFILIATES AND THEIR RESPECTIVE THIRD PARTY DO NOT SPONSOR, ENDORSE, OR RECOMMEND CHANDLER, OR ANY OF ITS PRODUCTS OR SERVICES.

Index returns assume reinvestment of all distributions. Historical performance results for investment indexes generally do not reflect the deduction of transaction and/or custodial charges or the deduction of an investment management fee, the incurrence of which would have the effect of decreasing historical performance results. It is not possible to invest directly in an index.

Ratings: Ratings information have been provided by Moody's, S&P and Fitch through data feeds we believe to be reliable as of the date of this statement, however we cannot guarantee its accuracy.

Security level ratings for U.S. Agency issued mortgage-backed securities ("MBS") reflect the issuer rating because the securities themselves are not rated. The issuing U.S. Agency guarantees the full and timely payment of both principal and interest and carries a AA+/Aaa/AAA by S&P, Moody's and Fitch respectively.



Benchmark Index	Disclosure
ICE BofA 1-5 Yr US Treasury & Agency Index	The ICE BofA 1-5 Year US Treasury & Agency Index tracks the performance of US dollar denominated US Treasury and nonsubordinated US agency debt issued in the US domestic market. Qualifying securities must have an investment grade rating (based on an average of Moody's, S&P and Fitch). Qualifying securities must have at least one year remaining term to final maturity and less than five years remaining term to final maturity, at least 18 months to maturity at time of issuance, a fixed coupon schedule, and a minimum amount outstanding of \$1 billion for sovereigns and \$250 million for agencies.

Portfolio Performance

May 31, 2023

Date	City of Corona	City of Corona Internal Account	City of Corona Consolidated Account
7/31/2006			
8/31/2006	0.744%	0.530%	0.633%
9/30/2006	0.559%	0.506%	0.533%
10/31/2006	0.585%	0.445%	0.517%
10/31/2006	0.585%	0.445%	0.517%
11/30/2006	0.655%	0.488%	0.573%
12/31/2006	-0.102%	0.203%	0.044%
1/31/2007	0.159%	0.350%	0.250%
2/28/2007	1.021%	0.604%	0.798%
3/31/2007	0.334%	0.407%	0.372%
4/30/2007	0.403%	0.415%	0.409%
5/31/2007	-0.330%	0.247%	-0.031%
6/30/2007	0.360%	0.413%	0.390%
7/31/2007	0.984%	0.429%	0.672%
8/31/2007	0.940%	0.464%	0.809%
9/30/2007	0.824%	0.415%	0.728%
10/31/2007	0.451%	0.410%	0.443%
11/30/2007	1.608%	0.401%	1.392%
12/31/2007	0.414%	0.404%	0.413%
1/31/2008	1.952%	0.388%	1.600%
2/29/2008	0.908%	0.329%	0.730%
3/31/2008	0.102%	0.321%	0.164%
4/30/2008	-0.683%	0.278%	-0.482%
5/31/2008	-0.519%	0.263%	-0.340%
6/30/2008	0.310%	0.237%	0.288%
7/31/2008	0.468%	0.237%	0.406%
8/31/2008	0.494%	0.232%	0.431%
9/30/2008	-0.920%	0.227%	-0.704%
10/31/2008	0.620%	0.231%	0.549%

Date	City of Corona	City of Corona Internal Account	City of Corona Consolidated Account
11/30/2008	2.483%	0.208%	2.067%
12/31/2008	2.145%	0.206%	1.875%
1/31/2009	-0.248%	0.175%	-0.192%
2/28/2009	0.166%	0.141%	0.160%
3/31/2009	0.639%	0.153%	0.555%
4/30/2009	0.500%	0.132%	0.454%
5/31/2009	0.334%	0.134%	0.307%
6/30/2009	-0.121%	0.114%	-0.067%
7/31/2009	0.518%	0.089%	0.428%
8/31/2009	0.662%	0.074%	0.544%
9/30/2009	0.353%	0.062%	0.301%
10/31/2009	0.444%	0.054%	0.386%
11/30/2009	0.866%	0.050%	0.775%
12/31/2009	-1.061%	0.049%	-0.960%
1/31/2010	0.957%	0.048%	0.855%
2/28/2010	0.398%	0.041%	0.322%
3/31/2010	-0.270%	0.046%	-0.218%
4/30/2010	0.514%	0.048%	0.446%
5/31/2010	0.464%	0.047%	0.419%
6/30/2010	0.895%	0.042%	0.743%
7/31/2010	0.670%	0.049%	0.548%
8/31/2010	0.389%	0.043%	0.329%
9/30/2010	0.322%	0.041%	0.285%
10/31/2010	0.490%	0.041%	0.444%
11/30/2010	-0.447%	0.037%	-0.400%
12/31/2010	-0.424%	0.038%	-0.381%
1/31/2011	0.246%	0.038%	0.227%
2/28/2011	-0.060%	0.034%	-0.044%
3/31/2011	0.030%	0.037%	0.031%
4/30/2011	0.678%	0.050%	0.599%
5/31/2011	0.519%	0.036%	0.459%
6/30/2011	-0.059%	0.032%	-0.040%
7/31/2011	0.658%	0.046%	0.536%

Date	City of Corona	City of Corona Internal Account	City of Corona Consolidated Account
8/31/2011	0.423%	0.031%	0.354%
9/30/2011	-0.178%	0.031%	-0.143%
10/31/2011	0.293%	0.035%	0.254%
11/30/2011	-0.053%	0.031%	-0.038%
12/31/2011	0.307%	0.030%	0.264%
1/31/2012	0.542%	0.035%	0.466%
2/29/2012	-0.011%	0.030%	-0.002%
3/31/2012	-0.125%	0.032%	-0.095%
4/30/2012	0.449%	0.029%	0.372%
5/31/2012	0.072%	0.031%	0.064%
6/30/2012	0.107%	0.030%	0.089%
7/31/2012	0.431%	0.029%	0.332%
8/31/2012	0.181%	0.030%	0.151%
9/30/2012	0.046%	0.028%	0.042%
10/31/2012	-0.035%	0.028%	-0.024%
11/30/2012	0.243%	0.026%	0.210%
12/31/2012	-0.043%	0.028%	-0.034%
1/31/2013	-0.100%	0.023%	-0.084%
2/28/2013	0.218%	0.022%	0.185%
3/31/2013	0.056%	0.024%	0.052%
4/30/2013	0.225%	0.020%	0.213%
5/31/2013	-0.474%	0.022%	-0.442%
6/30/2013	-0.505%	0.020%	-0.424%
7/31/2013	0.280%	0.022%	0.240%
8/31/2013	-0.238%	0.023%	-0.200%
9/30/2013	0.493%	0.021%	0.438%
10/31/2013	0.339%	0.021%	0.305%
11/30/2013	0.150%	0.022%	0.137%
12/31/2013	-0.423%	0.025%	-0.379%
1/31/2014	0.483%	0.018%	0.434%
2/28/2014	0.175%	0.018%	0.148%
3/31/2014	-0.271%	0.020%	-0.228%
4/30/2014	0.274%	0.017%	0.239%

Date	City of Corona	City of Corona Internal Account	City of Corona Consolidated Account
5/31/2014	0.380%	0.020%	0.338%
6/30/2014	-0.058%	0.019%	-0.047%
7/31/2014	-0.200%	0.019%	-0.157%
8/31/2014	0.289%	0.021%	0.242%
9/30/2014	-0.151%	0.020%	-0.124%
10/31/2014	0.392%	0.020%	0.333%
11/30/2014	0.320%	0.021%	0.273%
12/31/2014	-0.210%	0.023%	-0.175%
1/31/2015	0.961%	0.023%	0.800%
2/28/2015	-0.419%	0.020%	-0.297%
3/31/2015	0.404%	0.024%	0.325%
4/30/2015	0.035%	0.021%	0.032%
5/31/2015	0.082%	0.025%	0.071%
6/30/2015	-0.143%	0.024%	-0.105%
7/31/2015	0.166%	0.026%	0.131%
8/31/2015	-0.009%	0.028%	0.000%
9/30/2015	0.490%	0.027%	0.401%
10/31/2015	-0.089%	0.027%	-0.069%
11/30/2015	-0.240%	0.030%	-0.201%
12/31/2015	-0.085%	0.034%	-0.070%
1/31/2016	0.917%	0.034%	0.836%
2/29/2016	0.206%	0.036%	0.180%
3/31/2016	0.383%	0.043%	0.333%
4/30/2016	0.044%	0.041%	0.043%
5/31/2016	-0.121%	0.073%	-0.097%
6/30/2016	0.796%	0.048%	0.683%
7/31/2016	0.045%	0.020%	0.040%
8/31/2016	-0.215%	0.052%	-0.185%
9/30/2016	0.105%	0.053%	0.099%
10/31/2016	-0.128%	0.054%	-0.099%
11/30/2016	-0.814%	0.055%	-0.696%
12/31/2016	0.063%	0.074%	0.064%
1/31/2017	0.177%	0.065%	0.163%

Date	City of Corona	City of Corona Internal Account	City of Corona Consolidated Account
2/28/2017	0.203%	0.059%	0.175%
3/31/2017	0.092%	0.062%	0.086%
4/30/2017	0.330%	0.071%	0.282%
5/31/2017	0.236%	0.079%	0.205%
6/30/2017	-0.062%	0.081%	-0.036%
7/31/2017	0.305%	0.086%	0.259%
8/31/2017	0.304%	0.092%	0.269%
9/30/2017	-0.233%	0.092%	-0.181%
10/31/2017	-0.032%	0.094%	-0.007%
11/30/2017	-0.269%	0.096%	-0.213%
12/31/2017	0.026%	0.105%	0.036%
1/31/2018	-0.471%	0.123%	-0.382%
2/28/2018	-0.167%	0.108%	-0.108%
3/31/2018	0.219%	0.129%	0.201%
4/30/2018	-0.200%	0.154%	-0.132%
5/31/2018	0.467%	0.151%	0.405%
6/30/2018	-0.007%	0.151%	0.030%
7/31/2018	-0.005%	0.218%	0.043%
8/31/2018	0.458%	0.169%	0.419%
9/30/2018	-0.167%	0.168%	-0.123%
10/31/2018	0.039%	0.232%	0.062%
11/30/2018	0.384%	0.180%	0.357%
12/31/2018	0.968%	0.196%	0.882%
1/31/2019	0.514%	0.241%	0.477%
2/28/2019	0.166%	0.185%	0.169%
3/31/2019	0.774%	0.206%	0.670%
4/30/2019	0.192%	0.233%	0.200%
5/31/2019	0.822%	0.208%	0.704%
6/30/2019	0.687%	0.201%	0.612%
7/31/2019	-0.046%	0.235%	0.008%
8/31/2019	1.074%	0.199%	0.993%
9/30/2019	-0.144%	0.186%	-0.113%
10/31/2019	0.331%	0.218%	0.320%

Date	City of Corona	City of Corona Internal Account	City of Corona Consolidated Account
11/30/2019	-0.005%	0.169%	0.008%
12/31/2019	0.194%	0.177%	0.193%
1/31/2020	0.845%	0.202%	0.804%
2/29/2020	1.016%	0.150%	0.911%
3/31/2020	0.494%	0.151%	0.461%
4/30/2020	0.757%	0.172%	0.707%
5/31/2020	0.513%	0.115%	0.480%
6/30/2020	0.284%	0.102%	0.272%
7/31/2020	0.259%	0.098%	0.238%
8/31/2020	0.049%	0.066%	0.051%
9/30/2020	0.012%	0.056%	0.016%
10/31/2020	-0.041%	0.060%	-0.034%
11/30/2020	0.137%	0.048%	0.133%
12/31/2020	0.164%	0.047%	0.159%
1/31/2021	-0.022%	0.049%	-0.018%
2/28/2021	-0.335%	0.031%	-0.299%
3/31/2021	-0.129%	0.031%	-0.117%
4/30/2021	0.212%	0.035%	0.195%
5/31/2021	0.228%	0.027%	0.213%
6/30/2021	-0.209%	0.022%	-0.181%
7/31/2021	0.329%	0.024%	0.283%
8/31/2021	-0.040%	0.019%	-0.029%
9/30/2021	-0.253%	0.017%	-0.208%
10/31/2021	-0.464%	0.026%	-0.378%
11/30/2021	-0.053%	0.017%	-0.041%
12/31/2021	-0.152%	0.018%	-0.120%
1/31/2022	-0.932%	0.025%	-0.739%
2/28/2022	-0.504%	0.021%	-0.372%
3/31/2022	-1.740%	0.031%	-1.247%
4/30/2022	-0.885%	0.048%	-0.635%
5/31/2022	0.580%	0.059%	0.460%
6/30/2022	-0.619%	0.070%	-0.430%
7/31/2022	0.761%	0.111%	0.607%

Date	City of Corona	City of Corona Internal Account	City of Corona Consolidated Account
8/31/2022	-1.094%	0.109%	-0.816%
9/30/2022	-1.623%	0.125%	-1.178%
10/31/2022	-0.274%	0.160%	-0.152%
11/30/2022	1.162%	0.165%	0.888%
12/31/2022	0.154%	0.182%	0.162%
1/31/2023	0.976%	0.228%	0.757%
2/28/2023	-0.913%	0.193%	-0.550%
3/31/2023	1.599%	0.243%	1.183%
4/30/2023	0.454%	0.265%	0.398%

City of Corona Consolidated

Account #10003

Corona Supplemental

As of May 31, 2023



Investments	Par Value	Market Value	Book Value	% of Portfolio	Term	Days to Maturity	YTM
ABS	\$30,489,766.97	\$29,664,968.75	\$30,486,245.88	6.07%			
Agency	\$68,245,000.00	\$64,092,769.61	\$68,760,266.40	13.69%	1,559	1,011	3.761
CMO	\$23,065,763.03	\$22,381,867.20	\$22,772,492.84	4.53%			
Corporate	\$93,941,000.00	\$88,686,915.48	\$93,500,438.19	18.62%			
LAIF	\$45,709,460.36	\$45,709,460.36	\$45,709,460.36	9.10%	1	1	0.680
Money Market Fund	\$51,524,935.10	\$51,524,935.10	\$51,524,935.10	10.26%			
Municipal Bonds	\$3,385,000.00	\$3,258,089.58	\$3,462,753.45	0.69%			
Supranational	\$12,690,000.00	\$11,584,164.87	\$12,633,094.65	2.52%			
US Treasury	\$174,120,000.00	\$169,189,457.71	\$173,367,517.60	34.52%	1,699	864	4.337
TOTAL PORTFOLIO	\$503,170,925.46	\$486,092,628.66	\$502,217,204.47	100.00%	1341	836	1.958
AVERAGE DAILY BALANCE			\$303,261,387.00				