

Proposal for
City of Corona

Prepared by



11-10-2021
Job # 105105-01

Border and Fairview Parks Playgrounds Option 2



805-320-9007 | www.gwpark.com

**Border Park Playground- Project 105105-01-Opt 1
Corona, CA**



**Border Park Playground- Project 105105-01-Opt 1
Corona, CA**



**Border Park Playground- Project 105105-01-Opt 1
Corona, CA**



**Border Park Playground- Project 105105-01-Opt 1
Corona, CA**



**Border Park Playground- Project 105105-01-Opt 1
Corona, CA**



PALETTE COLOR SELECTIONS

Approved by: _____

Project:
Surfacing:

PRIMARY PALETTES

Allegiance

Uprights	Metal	Plastic	HDPE	Decks
Sky Blue	White	Dark Blue	Red	Blue

Gum Drop

Uprights	Metal	Plastic	HDPE	Decks
Burgundy	Butterscotch	Blue	Blue	Blue

Jovial

Uprights	Metal	Plastic	HDPE	Decks
Burgundy	Butterscotch	Spring Green	Dolphin Gray	Blue

Patriot

Uprights	Metal	Plastic	HDPE	Decks
Burgundy	White	Champagne	Blue	Blue

Shine

Uprights	Metal	Plastic	HDPE	Decks
Sky Blue	Spring Green	Orange	Orange	Gray

Sunrise

Uprights	Metal	Plastic	HDPE	Decks
Orange	White	Royal Purple	Dolphin Gray	Gray

NATURAL PALETTES

Arctic

Uprights	Metal	Plastic	HDPE	Decks
White	Champagne	Periwinkle	Sky Blue	Gray

Bayou

Uprights	Metal	Plastic	HDPE	Decks
Spring Green	Bronze	Champagne	Green	Brown

Jungle

Uprights	Metal	Plastic	HDPE	Decks
Brown	Spring Green	Light Green	Orange	Brown

Malibu

Uprights	Metal	Plastic	HDPE	Decks
Bronze	Beige	Spring Green	Spring Green	Brown

Santa Elena

Uprights	Metal	Plastic	HDPE	Decks
Bronze	Butterscotch	Light Green	Dolphin Gray	Brown

Spring Bloom

Uprights	Metal	Plastic	HDPE	Decks
Champagne	Spring Green	Sky Blue	Sky Blue	Brown

CONTEMPORARY PALETTES

Avalon

Uprights	Metal	Plastic	HDPE	Decks
Bronze	White	Periwinkle	Dolphin Gray	Gray

Deep Space

Uprights	Metal	Plastic	HDPE	Decks
Starlight Black	Yellow	Sky Blue	Red	Blue

Emerald

Uprights	Metal	Plastic	HDPE	Decks
Metallic	White	Spring Green	Yellow	Blue

Honeysuckle

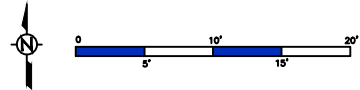
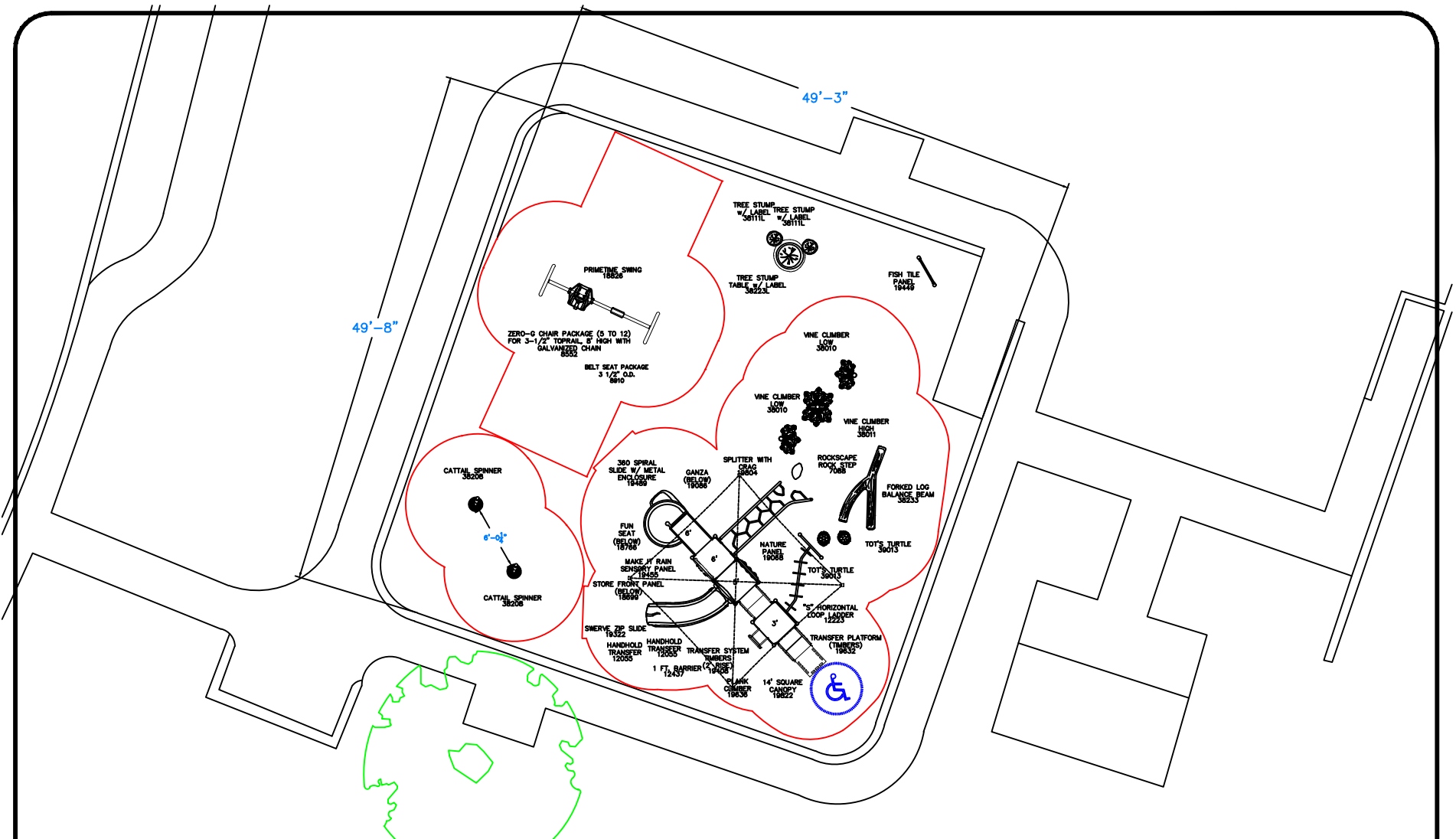
Uprights	Metal	Plastic	HDPE	Decks
Spring Green	Champagne	Periwinkle	Blue	Gray

Passion Fruit

Uprights	Metal	Plastic	HDPE	Decks
Orange	Spring Green	Yellow	Sky Blue	Brown

Whimsy

Uprights	Metal	Plastic	HDPE	Decks
White	Blue	Periwinkle	Orange	Gray



Area:
SF: 2388
LF: 194

 Sales Representative
Myles Harvey
myles@gwpark.com
805-320-9007

GameTime
150 PlayCore Drive SE
Fort Payne, AL 35967
www.gametime.com



City of Corona
Border Park
Corona, CA
Representative
Great Western Recreation

This Unit includes play events and routes or travel specifically designed for special needs users. It is the opinion of the manufacturer that these play events and routes of travel conform to the accessibility requirements of the ADA (Americans with Disabilities Act)

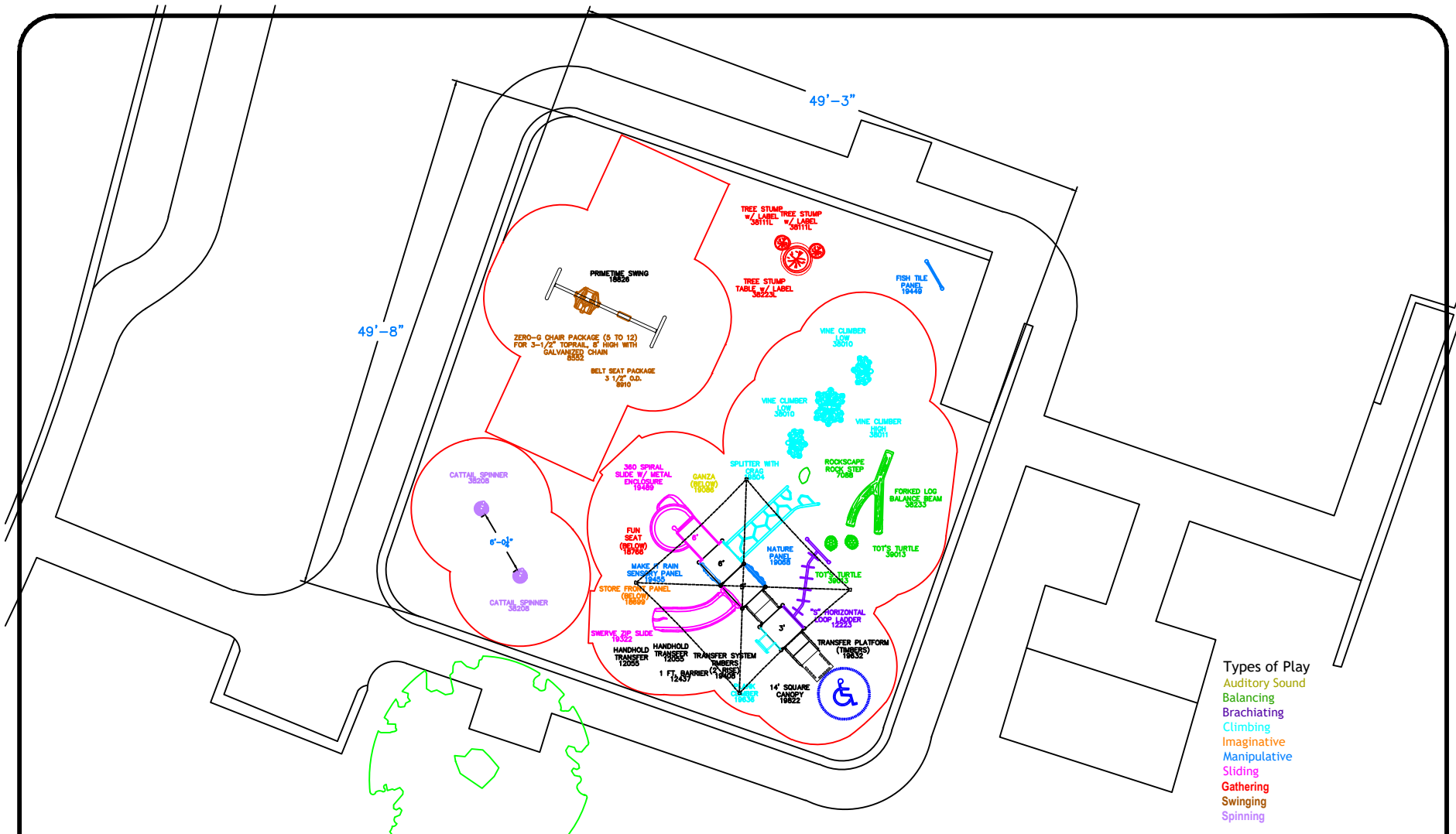
Total Elevated Play Components	7	Required	-
Total Elevated Play Components Accessible By Ramp	-	Required	-
Total Elevated Components Accessible By Transfer	4	Required	4
Total Accessible Ground Level Components Shown	18	Required	2
Total Different Types Of Ground Level Components	7	Required	2

This play equipment is recommended for children ages
5 - 12

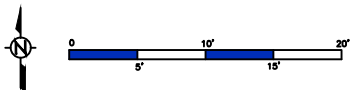
Minimum Area Required:
-
Scale: -
This drawing can be scaled only when in an 18" x 24" format

IMPORTANT: Soft resilient surfacing should be placed in the use zones of all equipment, as specified for each type of equipment, and at depths to meet the critical fall heights as specified by the U.S. consumer Product Safety Commission, ASTM standard F 1487 and Canadian Standard CAN/CSA-Z-614

Drawn By:
MM
Date:
01/18/2022
Drawing Name:
105105-01-Opt 2



- Types of Play**
- Auditory Sound
 - Balancing
 - Brachiating
 - Climbing
 - Imaginative
 - Manipulative
 - Sliding
 - Gathering
 - Swinging
 - Spinning



Area:
SF: 2388
LF: 194

 Sales Representative
Myles Harvey
myles@gwpark.com
805-320-9007

GameTime
APLA Certified
150 PlayCore Drive SE
Fort Payne, AL 35967
www.gametime.com



City of Corona
Border Park
Corona, CA
Representative
Great Western Recreation

This Unit includes play events and routes or travel specifically designed for special needs users. It is the opinion of the manufacturer that these play events and routes of travel conform to the accessibility requirements of the ADA (Americans with Disabilities Act)

Total Elevated Play Components	7	Required	-
Total Elevated Play Components Accessible By Ramp	4	Required	-
Total Elevated Components Accessible By Transfer	4	Required	4
Total Accessible Ground Level Components Shown	18	Required	2
Total Different Types Of Ground Level Components	7	Required	2

This play equipment is recommended for children ages
5 - 12

Minimum Area Required:
-
Scale: -
This drawing can be scaled only when in an 18" x 24" format

IMPORTANT: Soft resilient surfacing should be placed in the use zones of all equipment, as specified for each type of equipment, and at depths to meet the critical fall heights as specified by the U.S. consumer Product Safety Commission, ASTM standard F 1487 and Canadian Standard CAN/CSA-Z-614

Drawn By:
MM
Date:
11/05/2021
Drawing Name:
105105-01-Opt 1

**Fairview Park Playground- Project 105105-01-Opt 2
Corona, CA**



**Fairview Park Playground- Project 105105-01-Opt 2
Corona, CA**



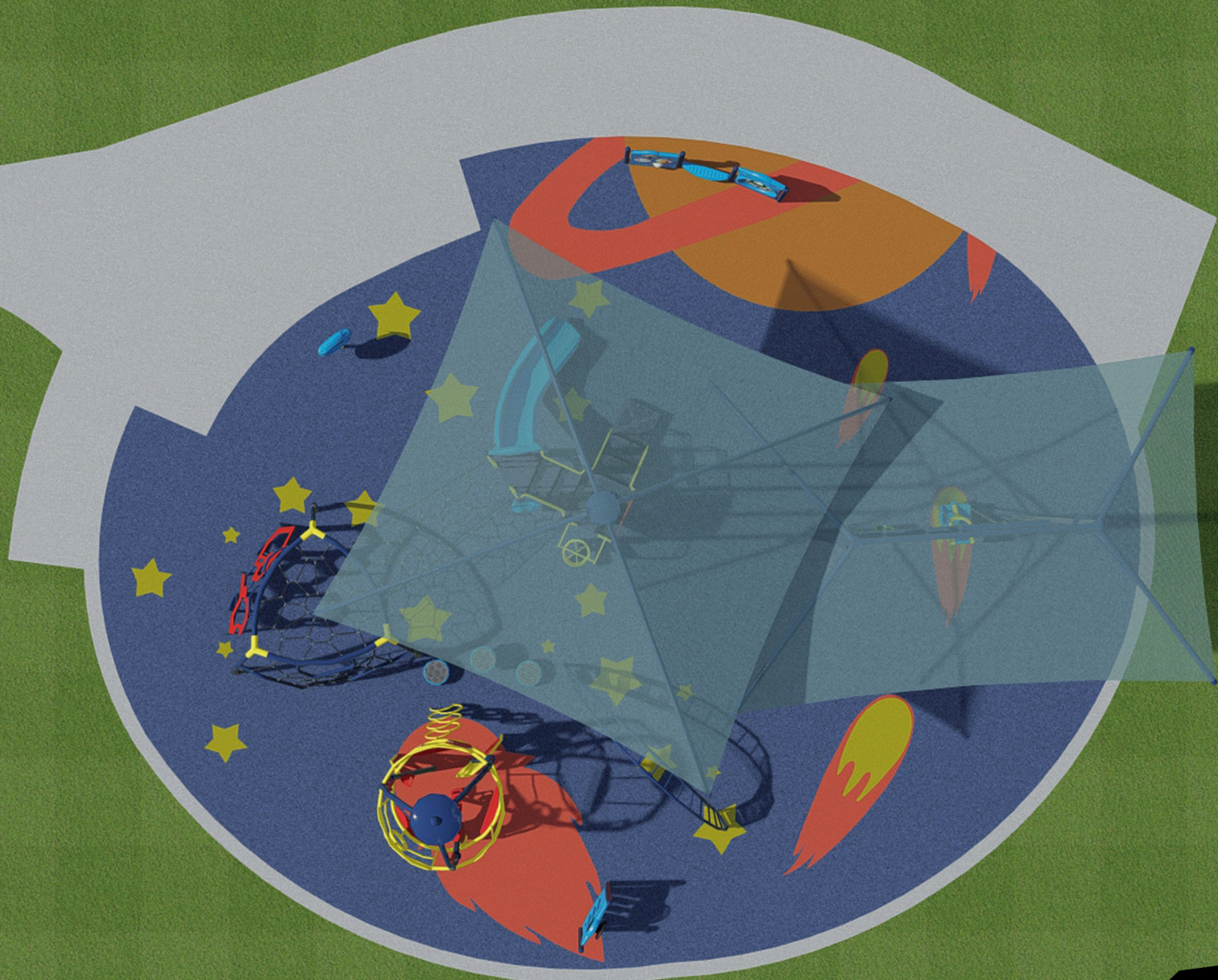
Fairview Park Playground- Project 105105-01-Opt 2
Corona, CA



Fairview Park Playground- Project 105105-01-Opt 2
Corona, CA



Fairview Park Playground- Project 105105-01-Opt 2
Corona, CA



PALETTE COLOR SELECTIONS

Approved by: _____

Project:
Surfacing:

PRIMARY PALETTES

Allegiance

Uprights	Metal	Plastic	HDPE	Decks
Sky Blue	White	Dark Blue	Red	Blue

Gum Drop

Uprights	Metal	Plastic	HDPE	Decks
Burgundy	Butterscotch	Blue	Blue	Blue

Jovial

Uprights	Metal	Plastic	HDPE	Decks
Burgundy	Butterscotch	Spring Green	Dolphin Gray	Blue

Patriot

Uprights	Metal	Plastic	HDPE	Decks
Burgundy	White	Champagne	Blue	Blue

Shine

Uprights	Metal	Plastic	HDPE	Decks
Sky Blue	Spring Green	Orange	Orange	Gray

Sunrise

Uprights	Metal	Plastic	HDPE	Decks
Orange	White	Royal Purple	Dolphin Gray	Gray

NATURAL PALETTES

Arctic

Uprights	Metal	Plastic	HDPE	Decks
White	Champagne	Periwinkle	Sky Blue	Gray

Bayou

Uprights	Metal	Plastic	HDPE	Decks
Spring Green	Bronze	Champagne	Green	Brown

Jungle

Uprights	Metal	Plastic	HDPE	Decks
Brown	Spring Green	Light Green	Orange	Brown

Malibu

Uprights	Metal	Plastic	HDPE	Decks
Bronze	Beige	Spring Green	Spring Green	Brown

Santa Elena

Uprights	Metal	Plastic	HDPE	Decks
Bronze	Butterscotch	Light Green	Dolphin Gray	Brown

Spring Bloom

Uprights	Metal	Plastic	HDPE	Decks
Champagne	Spring Green	Sky Blue	Sky Blue	Brown

CONTEMPORARY PALETTES

Avalon

Uprights	Metal	Plastic	HDPE	Decks
Bronze	White	Periwinkle	Dolphin Gray	Gray

Deep Space

Uprights	Metal	Plastic	HDPE	Decks
Starlight Black	Yellow	Sky Blue	Red	Blue

Emerald

Uprights	Metal	Plastic	HDPE	Decks
Metallic	White	Spring Green	Yellow	Blue

Honeysuckle

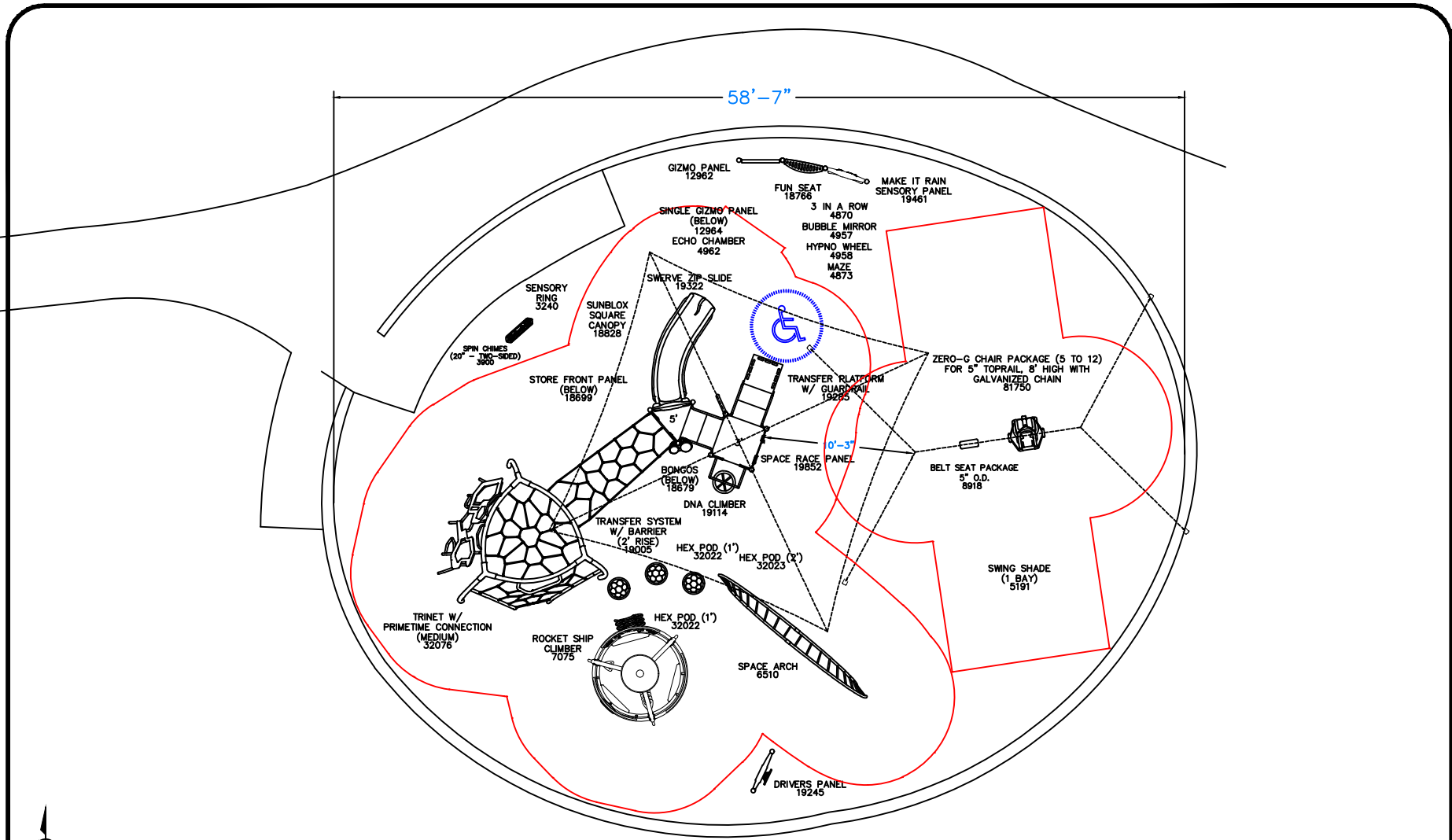
Uprights	Metal	Plastic	HDPE	Decks
Spring Green	Champagne	Periwinkle	Blue	Gray

Passion Fruit

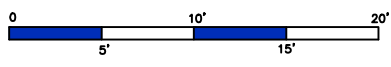
Uprights	Metal	Plastic	HDPE	Decks
Orange	Spring Green	Yellow	Sky Blue	Brown

Whimsy

Uprights	Metal	Plastic	HDPE	Decks
White	Blue	Periwinkle	Orange	Gray



58'-7"



Area:
SF: 2080
LF: 171



Sales Representative
Myles Harvey
myles@gwpark.com
805-320-9007



City of Corona
Fairview Park
Corona, CA
Representative
Great Western Recreation

This Unit includes play events and routes or travel specifically designed for special needs users. It is the opinion of the manufacturer that these play events and routes of travel conform to the accessibility requirements of the ADA (Americans with Disabilities Act)

Total Elevated Play Components	4	Required	-
Total Elevated Play Components Accessible By Ramp	4	Required	2
Total Elevated Components Accessible By Transfer	4	Required	1
Total Accessible Ground Level Components Shown	16	Required	1
Total Different Types Of Ground Level Components	7	Required	1

This play equipment is recommended for children ages
5 - 12

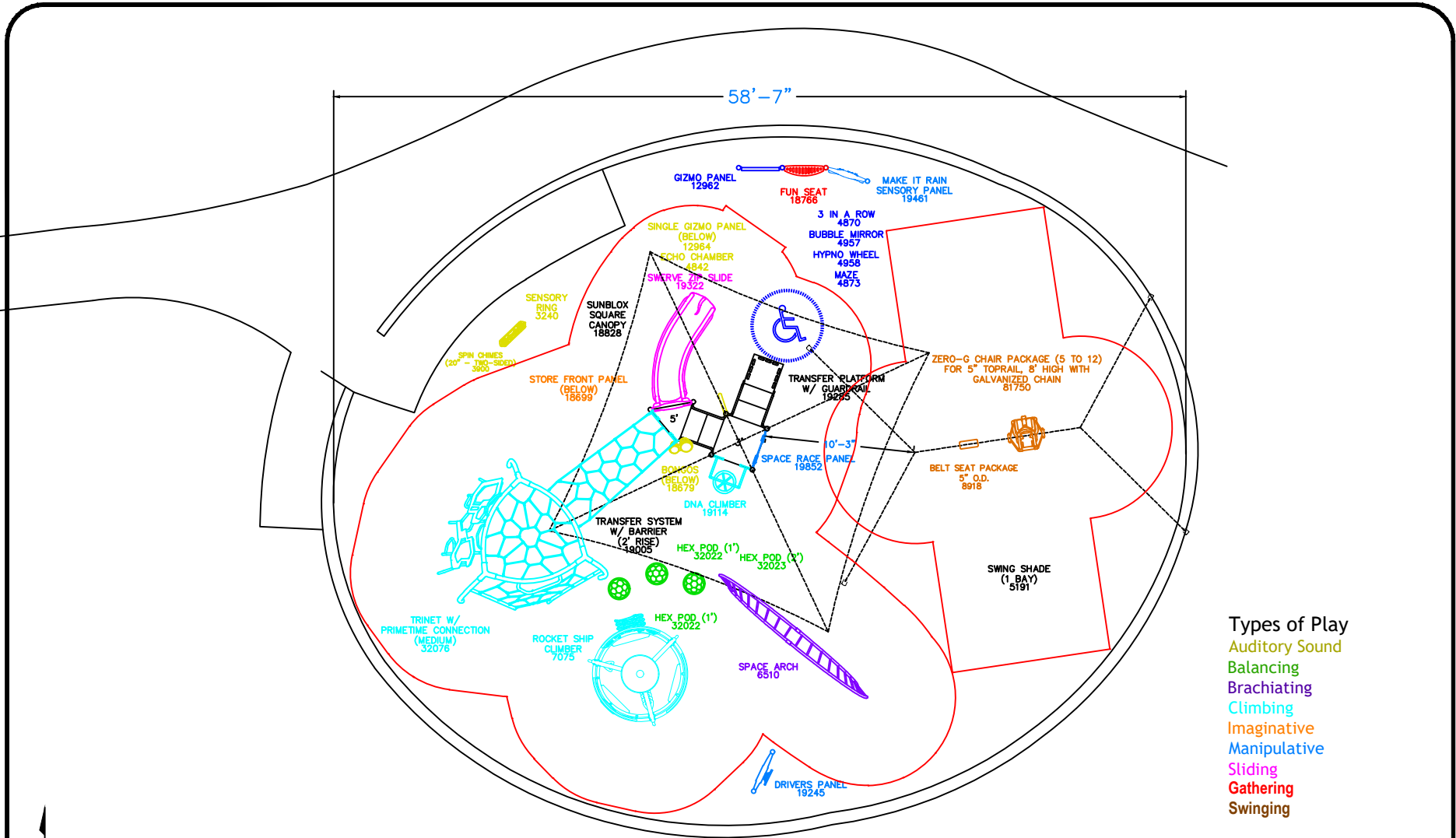
Minimum Area Required:
-
Scale: -
This drawing can be scaled only when in an 18" x 24" format

IMPORTANT: Soft resilient surfacing should be placed in the use zones of all equipment, as specified for each type of equipment, and at depths to meet the critical fall heights as specified by the U.S. consumer Product Safety Commission, ASTM standard F 1487 and Canadian Standard CAN/CSA-Z-614

Drawn By:
MM
Date:
01/13/2022
Drawing Name:
105105-01-Opt 2

150 PlayCore Drive SE
Fort Payne, AL 35967
www.gametime.com

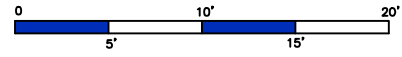




58'-7"

Types of Play

- Auditory Sound
- Balancing
- Brachiating
- Climbing
- Imaginative
- Manipulative
- Sliding
- Gathering
- Swinging



Area:
SF: 2080
LF: 171



Sales Representative
Myles Harvey
myles@gwpark.com
805-320-9007

GameTime
150 PlayCore Drive SE
Fort Payne, AL 35967
www.gametime.com



City of Corona
Fairview Park
Corona, CA
Representative
Great Western Recreation

This Unit includes play events and routes or travel specifically designed for special needs users. It is the opinion of the manufacturer that these play events and routes of travel conform to the accessibility requirements of the ADA (Americans with Disabilities Act)

Total Elevated Play Components	4	Required	-
Total Elevated Play Components Accessible By Ramp	4	Required	2
Total Elevated Components Accessible By Transfer	16	Required	1
Total Accessible Ground Level Components Shown	7	Required	1

This play equipment is recommended for children ages
5 - 12

Minimum Area Required:
-
Scale: -
This drawing can be scaled only when in an 18" x 24" format

IMPORTANT: Soft resilient surfacing should be placed in the use zones of all equipment, as specified for each type of equipment, and at depths to meet the critical fall heights as specified by the U.S. consumer Product Safety Commission, ASTM standard F 1487 and Canadian Standard CAN/CSA-Z-614

Drawn By:
MM
Date:
01/18/2022
Drawing Name:
105105-01-Opt 2



GameTime C/O Great Western Recreation
 P.O. Box 680121
 Fort Payne, AL 35967
 Office: 435-245-5055 Fax: 435-245-5057
 www.gwpark.com

01/19/2022
 Quote #105105-01-02

Border and Fairview Parks Playgrounds Option 2

City of Corona
 Attn: Richard Hogate
 400 South Vicentia Ave Suite 320
 Corona, CA 92882
 Phone: 951-739-2274
 richard.hogate@coronaca.gov

Ship to Zip 92882

Qty	Part #	Description	List \$	Selling \$	Ext. Selling \$
1	Border Park	---			
1	RDU	GameTime - Custom 5-12 Play Structure- *Reference Drawing 105105-01-Opt 2	\$54,574.00	\$44,097.95	\$44,097.95
1	RDU	GameTime - Swings- *Reference Drawing 105105-01-Opt 2	\$2,290.00	\$2,148.70	\$2,148.70
2	38208	GameTime - Cattail Spinner	\$2,770.00	\$2,326.80	\$4,653.60
2	38111L	GameTime - Tree Stump	\$721.00	\$605.64	\$1,211.28
1	38223L	GameTime - Tree Stump Table W/Label	\$816.00	\$685.44	\$685.44
1	19449	GameTime - Fish Tile Slide Below Dk	\$2,457.00	\$1,867.32	\$1,867.32
1	Fairview Park	---			
1	RDU	GameTime - Custom 5-12 Play Structure- *Reference Drawing 105105-01-Opt 2	\$64,629.00	\$50,320.20	\$50,320.20
1	RDU	GameTime - Freestanding Panels- *Reference Drawing 105105-01-Opt 2	\$8,413.00	\$6,779.54	\$6,779.54
1	5191	GT-Shade - Single Bay Swing Shade	\$5,871.00	\$5,694.87	\$5,694.87
1	8918	GameTime - Belt Seat Pkg 5"Od(8918)	\$291.00	\$244.44	\$244.44
1	81750	GameTime - 5" Zero-G Chair (5-12)-Galv Chain	\$586.00	\$550.84	\$550.84
1	PPB	GameTime - Payment and Performance Bond	\$2,450.00	\$2,450.00	\$2,450.00
Contract: OMNIA #2017001134				Sub Total	\$149,359.00
				Discount	(\$28,654.82)
				Material Surcharge	\$20,554.77
				Freight	\$7,743.49
				Tax	\$12,145.78
				Total	\$161,148.22





GameTime C/O Great Western Recreation
P.O. Box 680121
Fort Payne, AL 35967
Office: 435-245-5055 Fax: 435-245-5057
www.gwpark.com

01/19/2022
Quote #105105-01-02

Border and Fairview Parks Playgrounds Option 2

Comments

Your Sales Rep is Myles Harvey. Please reach out to Myles at 805-320-9007 if you should have any questions regarding this quote.

Pricing is subject to change. Request updated pricing when purchasing from quotes more than 90 days old.

****Material Surcharge reflects raw material price increase****

Shipping to Site Addresses:

Border Park
2400 Border Avenue
Corona, CA 92882

Fairview Park
1604 Fairview Dr
Corona, CA 92880

*Freight charges are based on listed zip code and are subject to change if shipping information changes.

Customer is responsible for offloading.

Installation not included.

OMNIA # 1034858

Remit Payment to:

GameTime
P.O. Box 680121
Fort Payne, AL 35968

Taxes:

All applicable taxes will be added at time of invoicing unless otherwise included or a tax-exempt certificate is provided. If sales tax exempt, you must provide a copy of certificate to be considered exempt.

Prices:

FOB Factory.

Orders:

All orders shall be in writing by purchase order, contract, or similar document made out to PlayCore Wisconsin Inc., dba GameTime. Standard GameTime equipment orders over \$100,000 may require a deposit of 25% at the time of order and an additional 25% at or before order ships. Standard orders with equipment, installation and surfacing are requested to be split billed. Equipment, Taxes & Freight as noted above. Installation and Surfacing billed as completed and Due Upon Receipt.

Terms:

Cash With Order Discount-(CWO)-Orders for GameTime equipment paid in full at time of order via check, Electronic Funds Transfer (ACH or wire) are eligible for a three percent (3%) cash with order discount. Credit terms are Net 30 days, subject to approval by the GameTime Credit Manager. A completed credit application must be submitted and approved prior to the order being received. Please allow at minimum 2 days for the credit review process. GameTime may also require: Completed Project Information Sheet (if applicable) Copies of Payment and Performance Bonds (if applicable) A 1.5% per month finance charge will be imposed on all past due invoices. Retainage not accepted. Orders under \$5,000 require payment with order.



GameTime C/O Great Western Recreation
P.O. Box 680121
Fort Payne, AL 35967
Office: 435-245-5055 Fax: 435-245-5057
www.gwpark.com

01/19/2022
Quote #105105-01-02

Border and Fairview Parks Playgrounds Option 2

SUPPLY ONLY:

- All items are quoted supply only.
- Installation services are not included.
- Customer is responsible for coordinating delivery, receipt, unloading, and inventory equipment.
- Missing or damaged equipment must be reported within 60 days of delivery.

ACCEPTANCE OF QUOTATION:

Acceptance of this proposal indicates your agreement to the terms and conditions stated herein.

Accepted By (printed): _____ Title: _____

Telephone: _____ Fax: _____

P.O. Number: _____ Date: _____

Purchase Amount: **\$161,148.22**

SALES TAX EXEMPTION CERTIFICATE #: _____ FEIN# _____

(PLEASE PROVIDE A COPY OF CERTIFICATE)

Salesperson's Signature Customer Signature

DIR Project # (California only) _____





GameTime C/O Great Western Recreation
P.O. Box 680121
Fort Payne, AL 35967
Office: 435-245-5055 Fax: 435-245-5057
www.gwpark.com

01/19/2022
Quote #105105-01-02

Border and Fairview Parks Playgrounds Option 2

Customer Order Info:

BILLING INFORMATION:

Bill to: _____

Contact: _____

Address: _____

Address: _____

City, State: _____ Zip: _____

Tel: _____ Fax: _____

E-mail: _____

SHIPPING INFORMATION (IF DIFFERENT FROM ABOVE):

Ship to: _____

Contact: _____

Address: _____

Address: _____

City, State: _____ Zip: _____

Tel: _____ Fax: _____

E-mail: _____

AFTER YOU PLACE YOUR ORDER

What to expect in the schedule of events that take place after your order.



THE TIMELINE

Once your order is received, it is sent to the company headquarters in Fort Payne, Alabama.

You will receive a confirmation letter, confirming your order and the projected delivery date. If you have included installation in your order, an installer will also contact you before the order ships to confirm the details regarding

- site preparation requirements
- surfacing type and depth
- underground utility locations
- coordination with other trades
- accessibility to the site for delivery/installation.

Your order will ship via common carrier 24-45 days after its acceptance into the GameTime system. Depending on how far from Fort Payne, Alabama you are located, the order should arrive in 3-10 days after shipment.

Your freight carrier will contact you 24 hours in advance of the delivery. You will need 2-4 people to help you unload. Heavier items like the MegaRock® might require additional helpers.

Your equipment will arrive in large consolidated boxes. You may want to break them open on the truck and unload piece by piece for easier handling. Be sure to locate the box labeled “Installation Instructions Inside” and set it aside.

You will also want to make sure you have a secure location to store all your equipment until the installation day. Your driver will give you a bill of lading, documenting the number of boxes, as well as a listing of component number of the parts that you should have received. Before signing the receipt, you’ll want to inventory the shipment and note any missing items on the bill of lading before the driver leaves.

PRIMETIME

The standard in affordable play systems.



MAXIMUM PLAY, MAXIMUM VALUE

- 3.5" diameter uprights available in aluminum or galvanized steel
- Choose from an extensive offering of exclusive components and signature products
- Lifetime limited warranty on uprights, posts and hardware
- Direct bolt connections with less hardware for easier construction and maintenance
- Slip-resistant TuffClad™ deck coatings for increased footing
- Entry archways to help direct traffic and prevent inadvertent falls
- Tough, baked-on powder coat finish
- Combine with Xscape systems to create a fitness-inspired hybrid system
- IPEMA certified

THE PRIMETIME ADVANTAGE

PrimeTime systems offer the most flexibility and cost savings for schools, churches and daycares.

- Wide range of slides, climbers and interactive activities that promote fun and fitness
- Direct bolt connection offers sleeker lines and cleaner designs
- Smaller footprint requires less surfacing, reducing the cost of installation
- Highly configurable to meet the developmental needs and play styles of children of all ages



THE ART AND SCIENCE OF PLAY

IONIX play structures combine the beauty of an outdoor art installation with decades of scientific research to create a unique play experience. The challenging climbing activities in each outdoor play structure enhance a child's strength, balance, coordination and decision-making skills. The configuration of the components promote looping patterns of play, encouraging more activity and longer periods of play, and the translucent panels in the optional Shadow Play® Canopy capture the sun's light and disperse it along the ground as colorful shadows. As the position of the sun changes throughout the day, so does the position of the shadows. The result is are dynamic play systems that are continually changing, challenging and compelling.

ONLY WITH IONIX

- Playful public art that enhances the visual appeal of your park
- Promotes imaginative play for children of all ages
- Advanced climbing challenges that appeal to older children
- Overlapping play areas encourage children to be more active for longer periods of time
- Expand creativity with PowerScape and PrimeTime