



City of Corona Investment Portfolio Report Month Ending August 31, 2022

In accordance with the City Investment Policy, a monthly investment report shall be filed with the City Council which provides a clear picture of the status of the current investments. The report for the month ending August 31, 2022 has been prepared by Chandler Asset Management. We hereby certify that this report accurately reflects all pooled investments and is in compliance with the City's Investment Policy. Combined with anticipated revenues, the portfolio contains sufficient investment liquidity to meet budgeted expenditures for the next six months.

SUBMITTED BY:

DocuSigned by:

Chad Willardson

AC0F9B8DE62B4FC...
Chad T. Willardson
City Treasurer

DocuSigned by:

Kim Sitton

AF6A449B0BD44E7...
Kim Sitton
Finance Director

DocuSigned by:

Roger Bradley

DA4906888BCC4E9...
Roger Bradley
Assistant City Manager

REVIEWED BY:

DocuSigned by:

Christine Thompson

C477487B2FB3478...
Christine Thompson
Accounting Manager

Investment Summary

	City's Investment	Pension Trust	Total Investment
Beginning balance July 31, 2022	\$ 403,769,198	\$ 30,001,818	\$ 433,771,016
Acquisitions / Additions:			
Agency Notes	1,277,960.94		1,277,961
US Corporate Notes	5,451,514.64		5,451,515
LAIF	29,800,000.00		29,800,000
Money Market Fund	1,537,293.67	6,495.94	1,543,790
	<u>\$ 38,066,769</u>	<u>6,495.94</u>	<u>\$ 38,073,265</u>
Dispositions / Withdrawals:			
Agency Notes	149,149		149,149
US Corporate Notes	4,854,943		4,854,943
LAIF	18,900,000		18,900,000
Money Market Fund	2,918,303		2,918,303
	<u>\$ 26,822,395</u>		<u>\$ 26,822,395</u>
Gain/(Loss) on Dispositions	\$ (59,375)		\$ (59,375)
Ending balance, August 31, 2022	<u>\$ 414,954,198</u>	<u>\$ 30,008,314</u>	<u>\$ 444,962,512</u>



City of Corona Consolidated - Account #10003

MONTHLY ACCOUNT STATEMENT

AUGUST 1, 2022 THROUGH AUGUST 31, 2022

Chandler Team:

For questions about your account, please call (800) 317-4747,
or contact operations@chandlerasset.com

Custodian

Bank of New York Mellon
Lauren Dehner
(904) 645-1918

CHANDLER ASSET MANAGEMENT
chandlerasset.com

Information contained herein is confidential. We urge you to compare this statement to the one you receive from your qualified custodian. Please see Important Disclosures.

City of Corona Consolidated

Account #10003

Portfolio Summary

As of August 31, 2022



PORTFOLIO CHARACTERISTICS

Average Modified Duration	1.81
Average Coupon	1.54%
Average Purchase YTM	1.52%
Average Market YTM	3.10%
Average S&P/Moody Rating	AA/Aa1
Average Final Maturity	2.08 yrs
Average Life	1.90 yrs

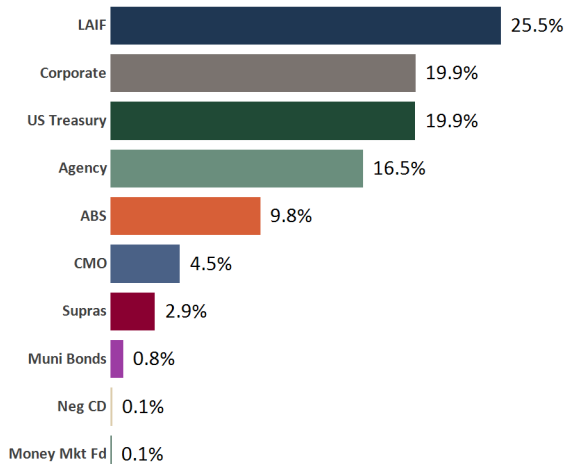
ACCOUNT SUMMARY

	Beg. Values as of 7/31/22	End Values as of 8/31/22
Market Value	391,174,785	398,707,413
Accrued Interest	1,067,199	1,241,280
Total Market Value	392,241,984	399,948,694
Income Earned	505,896	518,456
Cont/WD		10,900,000
Par	402,885,342	414,230,003
Book Value	403,769,198	414,954,198
Cost Value	403,769,198	414,954,198

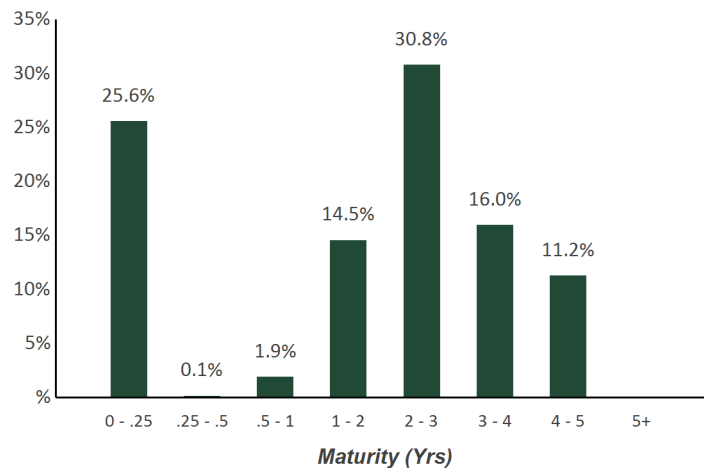
TOP ISSUERS

Local Agency Investment Fund	25.5%
Government of United States	19.9%
Federal Home Loan Mortgage Corp	9.0%
Federal National Mortgage Assoc	7.4%
Federal Home Loan Bank	4.6%
Inter-American Dev Bank	1.5%
Intl Bank Recon and Development	1.4%
Bank of America Corp	1.4%
Total	70.7%

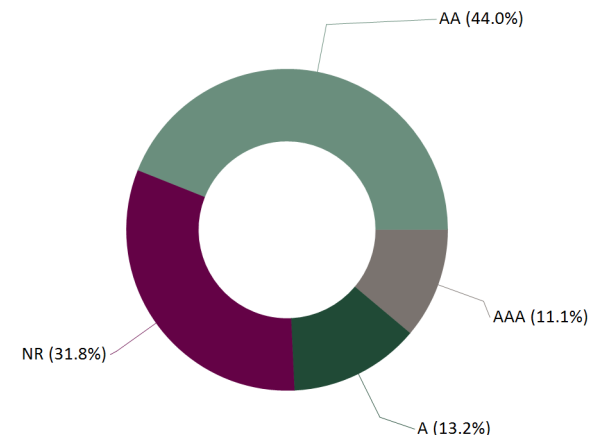
SECTOR ALLOCATION



MATURITY DISTRIBUTION



CREDIT QUALITY (S&P)



Statement of Compliance

As of August 31, 2022



City of Corona Consolidated

This portfolio is a consolidation of assets managed by Chandler Asset Management and assets managed internally by Client. Chandler relies on Client to provide accurate information for reporting assets and producing this compliance statement.

Category	Standard	Comment
U.S. Treasuries	No limit; 5 years max maturity	<i>Complies</i>
Federal Agencies	75% max; 5 years max maturity	<i>Complies</i>
Supranational Obligations	"AA" rated or better by a NRSRO; 10% max per issuer; 5 years max maturity; Washington D.C. based issuers: IADB, IBRD, and IFC	<i>Complies</i>
Municipal Securities	"A" rating or better by a NRSRO; 25% max; 5% max per issuer; 5 years max maturity	<i>Complies</i>
Corporate Medium Term Notes	"A" rating category or better by NRSRO; 30% max; 5% max per issuer; 5 years max maturity; Issued by corporations; U.S. domiciled corporations or U.S. licensed depository	<i>Complies</i>
Asset-Backed, Mortgage-Backed Pass-Through Securities, Collateralized Mortgage Obligations (Non-Government Issued)	"AA" or rating category or better by a NRSRO; 15% max; 5% max per issuer; 5 years max maturity; Non-Government issued	<i>Complies</i>
Negotiable Certificates of Deposit	"A-1/P-1" or better short term debt rating; and "A2/A" or better long term debt rating; 20% max; 5% max per issuer; 3 years max maturity; May not exceed shareholder's equity of issuing bank or net worth of issuing S&L or Federal Association; Issued by a nationally or state chartered bank, a federal association, or a state licensed branch of a foreign owned bank (insured by federal government)	<i>Complies</i>
Banker's Acceptances	20% max; 25% max per institution; 180 days max maturity	<i>Complies</i>
Commercial Paper	"A-1/P-1" rating for issuer's Commercial Paper; "A2/A" or higher rating on long term debt; 25% max; 40% max in Commercial Paper if the Agency's investment assets under management are greater than \$100 million; 5% max per issuer; 10% max of the issuer's outstanding paper; 270 days max maturity; U.S. domiciled corporations with assets > \$500 million	<i>Complies</i>
Mutual Funds and Money Market Mutual Funds	Highest rating or "AAA" rated by two NRSROs; SEC registered investment adviser with AUM >\$500 million and experience > 5 years; 20% max in Mutual Funds and Money Market Mutual Fund; 20% max in Money Market Mutual Funds; 10% max in Mutual Fund	<i>Complies</i>
Local Agency Investment Fund (LAIF)	Limit set by LAIF; State of California Local Agency Investment Fund (LAIF) or other Local Government Investment Pools established by public entities; Not used by investment adviser	<i>Complies</i>
Repurchase Agreements	10% max; 5% max per issuer; 14 days max maturity; 102% collateral or greater with securities permitted in the policy; Not used by investment adviser	<i>Complies</i>
Max Per Issuer	5% max per issuer, unless otherwise specified in the policy, other than U.S. Government, its Agencies and instrumentalities, Money Market Mutual Funds, and LAIF	<i>Complies</i>
Maximum Maturity	5 years	<i>Complies</i>

City of Corona Consolidated

Account #10003

Holdings Report

As of August 31, 2022



CUSIP	Security Description	Par Value/Units	Purchase Date Book Yield	Cost Value Book Value	Mkt Price Mkt YTM	Market Value Accrued Int.	% of Port. Gain/Loss	Moody/S&P Fitch	Maturity Duration
ABS									
43815NAC8	Honda Auto Receivables Trust 2019-3 A3 1.78% Due 8/15/2023	226,132.90	08/20/2019 1.79%	226,131.03 226,131.03	99.84 3.27%	225,781.71 178.90	0.06% (349.32)	Aaa / AAA NR	0.96 0.10
58769EAC2	Mercedes-Benz Auto Lease Trust 2020- B A3 0.4% Due 11/15/2023	592,211.02	09/15/2020 0.40%	592,180.99 592,180.99	99.43 3.20%	588,833.65 105.28	0.15% (3,347.34)	NR / AAA AAA	1.21 0.20
477870AC3	John Deere Owner Trust 2019-B A3 2.21% Due 12/15/2023	77,045.42	07/16/2019 2.23%	77,029.07 77,029.07	99.87 3.31%	76,942.72 75.68	0.02% (86.35)	Aaa / NR AAA	1.29 0.12
92348AAA3	Verizon Owner Trust 2019-C A1A 1.94% Due 4/22/2024	308,325.12	10/01/2019 1.95%	308,301.34 308,301.34	99.74 3.26%	307,508.36 182.77	0.08% (792.98)	NR / AAA AAA	1.64 0.20
44891VAC5	Hyundai Auto Lease Trust 2021-B A3 0.33% Due 6/17/2024	1,900,000.00	06/08/2021 0.34%	1,899,715.00 1,899,715.00	97.70 3.83%	1,856,277.20 278.67	0.46% (43,437.80)	Aaa / AAA NR	1.80 0.66
65479JAD5	Nissan Auto Receivables Owner 2019-C A3 1.93% Due 7/15/2024	568,460.46	10/16/2019 1.94%	568,430.45 568,430.45	99.64 3.43%	566,390.13 487.61	0.14% (2,040.32)	Aaa / AAA NR	1.87 0.24
43813DAC2	Honda Auto Receivables 2020-2 A3 0.82% Due 7/15/2024	480,609.93	05/18/2020 0.83%	480,572.10 480,572.10	98.74 3.71%	474,551.85 175.16	0.12% (6,020.25)	Aaa / AAA NR	1.87 0.44
47789KAC7	John Deere Owner Trust 2020-A A3 1.1% Due 8/15/2024	829,627.90	Various 1.00%	831,415.84 831,415.84	99.04 3.73%	821,695.83 405.59	0.21% (9,720.01)	Aaa / NR AAA	1.96 0.36
43813KAC6	Honda Auto Receivables Trust 2020-3 A3 0.37% Due 10/18/2024	1,165,072.88	09/22/2020 0.38%	1,164,901.73 1,164,901.73	98.00 3.95%	1,141,767.93 155.67	0.29% (23,133.80)	NR / AAA AAA	2.13 0.56
36262XAC8	GM Financial Auto Lease Trust 2021-3 A2 0.39% Due 10/21/2024	2,145,000.00	08/10/2021 0.39%	2,144,970.83 2,144,970.83	96.84 3.92%	2,077,170.81 255.61	0.52% (67,800.02)	NR / AAA AAA	2.14 0.90
47787NAC3	John Deere Owner Trust 2020-B A3 0.51% Due 11/15/2024	397,973.73	07/14/2020 0.52%	397,913.08 397,913.08	98.21 4.07%	390,867.91 90.21	0.10% (7,045.17)	Aaa / NR AAA	2.21 0.50
09690AAC7	BMW Vehicle Lease Trust 2021-2 A3 0.33% Due 12/26/2024	950,000.00	09/08/2021 0.34%	949,901.96 949,901.96	97.25 3.88%	923,855.06 52.25	0.23% (26,046.90)	Aaa / NR AAA	2.32 0.78
89236XAC0	Toyota Auto Receivables 2020-D A3 0.35% Due 1/15/2025	897,426.67	10/06/2020 0.36%	897,259.48 897,259.48	98.27 3.85%	881,871.57 139.60	0.22% (15,387.91)	NR / AAA AAA	2.38 0.49
44891WAC3	Hyundai Auto Lease Trust 2022-A A3 1.16% Due 1/15/2025	1,205,000.00	01/11/2022 1.16%	1,204,973.37 1,204,973.37	96.70 3.91%	1,165,230.18 621.24	0.29% (39,743.19)	Aaa / AAA NR	2.38 1.21

City of Corona Consolidated

Account #10003

Holdings Report

As of August 31, 2022



CUSIP	Security Description	Par Value/Units	Purchase Date Book Yield	Cost Value Book Value	Mkt Price Mkt YTM	Market Value Accrued Int.	% of Port. Gain/Loss	Moody/S&P Fitch	Maturity Duration
ABS									
92290BAA9	Verizon Owner Trust 2020-B A 0.47% Due 2/20/2025	2,260,000.00	08/04/2020 0.48%	2,259,525.40 2,259,525.40	98.63 3.55%	2,229,056.08 324.56	0.56% (30,469.32)	Aaa / NR AAA	2.48 0.44
89238LAC4	Toyota Lease Owner Trust 2022-A A3 1.96% Due 2/20/2025	2,565,000.00	02/23/2022 1.98%	2,564,596.27 2,564,596.27	97.02 4.05%	2,488,524.53 1,536.15	0.62% (76,071.74)	NR / AAA AAA	2.48 1.44
36265MAC9	GM Financial Auto Lease Trust 2022-1 A3 1.9% Due 3/20/2025	2,105,000.00	02/15/2022 1.91%	2,104,981.90 2,104,981.90	97.22 4.00%	2,046,542.05 1,222.07	0.51% (58,439.85)	Aaa / NR AAA	2.55 1.34
05601XAC3	BMW Vehicle Lease Trust 2022-1 A3 1.1% Due 3/25/2025	1,000,000.00	01/11/2022 1.11%	999,850.50 999,850.50	96.88 3.91%	968,822.00 183.33	0.24% (31,028.50)	NR / AAA AAA	2.57 1.12
43813GAC5	Honda Auto Receivables Trust 2021-1 A3 0.27% Due 4/21/2025	720,685.99	02/17/2021 0.27%	720,672.80 720,672.80	97.54 4.00%	702,978.74 54.05	0.18% (17,694.06)	Aaa / NR AAA	2.64 0.66
44891RAC4	Hyundai Auto Receivables Trust 2020-C A3 0.38% Due 5/15/2025	1,408,338.43	10/20/2020 0.39%	1,408,014.09 1,408,014.09	97.82 3.90%	1,377,605.67 237.85	0.34% (30,408.42)	NR / AAA AAA	2.71 0.62
89240BAC2	Toyota Auto Receivables Owners 2021- A A3 0.26% Due 5/15/2025	2,556,527.94	02/02/2021 0.27%	2,556,053.45 2,556,053.45	97.52 3.96%	2,493,018.67 295.42	0.62% (63,034.78)	Aaa / NR AAA	2.71 0.67
44933LAC7	Hyundai Auto Receivables Trust 2021-A A3 0.38% Due 9/15/2025	1,340,000.00	04/20/2021 0.38%	1,339,859.03 1,339,859.03	96.84 4.03%	1,297,656.00 226.31	0.32% (42,203.03)	NR / AAA AAA	3.04 0.87
43815GAC3	Honda Auto Receivables Trust 2021-4 A3 0.88% Due 1/21/2026	1,025,000.00	11/16/2021 0.89%	1,024,783.93 1,024,783.93	95.31 3.99%	976,919.30 250.56	0.24% (47,864.63)	Aaa / NR AAA	3.39 1.53
47789QAC4	John Deere Owner Trust 2021-B A3 0.52% Due 3/16/2026	1,290,000.00	07/13/2021 0.52%	1,289,884.93 1,289,884.93	95.03 4.12%	1,225,852.17 298.13	0.31% (64,032.76)	Aaa / NR AAA	3.54 1.40
89238JAC9	Toyota Auto Receivables Trust 2021-D A3 0.71% Due 4/15/2026	955,000.00	11/09/2021 0.71%	954,979.66 954,979.66	95.28 3.99%	909,940.24 301.36	0.23% (45,039.42)	NR / AAA AAA	3.62 1.46
44935FAD6	Hyundai Auto Receivables Trust 2021-C A3 0.74% Due 5/15/2026	730,000.00	11/09/2021 0.75%	729,837.06 729,837.06	95.42 3.94%	696,587.90 240.09	0.17% (33,249.16)	NR / AAA AAA	3.71 1.45
43815BAC4	Honda Auto Receivables Trust 2022-1 A3 1.88% Due 5/15/2026	1,650,000.00	02/15/2022 1.89%	1,649,751.84 1,649,751.84	96.36 3.91%	1,589,938.37 1,378.67	0.40% (59,813.47)	Aaa / AAA NR	3.71 1.82

City of Corona Consolidated

Account #10003

Holdings Report

As of August 31, 2022



CUSIP	Security Description	Par Value/Units	Purchase Date Book Yield	Cost Value Book Value	Mkt Price Mkt YTM	Market Value Accrued Int.	% of Port. Gain/Loss	Moody/S&P Fitch	Maturity Duration
ABS									
05602RAD3	BMW Vehicle Owner Trust 2022-A A3 3.21% Due 8/25/2026	1,065,000.00	05/10/2022 3.23%	1,064,944.62 1,064,944.62	98.80 4.16%	1,052,270.06 569.78	0.26% (12,674.56)	Aaa / AAA NR	3.99 1.30
362554AC1	GM Financial Securitized Term 2021-4 A3 0.68% Due 9/16/2026	780,000.00	10/13/2021 0.68%	779,980.11 779,980.11	95.02 4.27%	741,129.48 221.00	0.19% (38,850.63)	Aaa / AAA NR	4.05 1.41
47787JAC2	John Deere Owner Trust 2022-A A3 2.32% Due 9/16/2026	1,010,000.00	03/10/2022 2.34%	1,009,776.59 1,009,776.59	96.99 3.97%	979,618.19 1,041.42	0.25% (30,158.40)	Aaa / NR AAA	4.05 1.85
448977AD0	Hyundai Auto Receivables Trust 2022-A A3 2.22% Due 10/15/2026	1,350,000.00	03/09/2022 2.23%	1,349,948.03 1,349,948.03	96.56 4.15%	1,303,493.86 1,332.00	0.33% (46,454.17)	NR / AAA AAA	4.13 1.81
380146AC4	GM Financial Auto Receivables 2022-1 A3 1.26% Due 11/16/2026	660,000.00	01/11/2022 1.27%	659,942.65 659,942.65	95.94 4.10%	633,220.51 346.50	0.16% (26,722.14)	NR / AAA AAA	4.21 1.44
02582JIT8	American Express Credit Trust 2022-2 A 3.39% Due 5/17/2027	2,765,000.00	05/17/2022 3.42%	2,764,388.38 2,764,388.38	98.86 3.87%	2,733,506.65 4,165.93	0.68% (30,881.73)	NR / AAA AAA	4.71 2.53
92348KAV5	Verizon Master Trust 2022-5 A1A 3.72% Due 7/20/2027	1,150,000.00	08/02/2022 3.75%	1,149,949.40 1,149,949.40	100.00 3.96%	1,149,949.40 2,376.67	0.29% 0.00	NR / AAA AAA	4.89 1.85
Total ABS		40,128,438.39	1.27%	40,125,416.91 40,125,416.91	3.91%	39,095,374.78 19,806.09	9.78% (1,030,042.13)	Aaa / AAA AAA	2.97 1.15
AGENCY									
3130A0XE5	FHLB Note 3.25% Due 3/8/2024	1,000,000.00	03/28/2019 2.27%	1,045,410.00 1,045,410.00	99.45 3.62%	994,508.00 15,618.06	0.25% (50,902.00)	Aaa / AA+ NR	1.52 1.45
3130AB3H7	FHLB Note 2.375% Due 3/8/2024	4,000,000.00	04/29/2019 2.37%	4,000,280.00 4,000,280.00	98.28 3.55%	3,931,176.00 45,652.78	0.99% (69,104.00)	Aaa / AA+ NR	1.52 1.46
3130A1XJ2	FHLB Note 2.875% Due 6/14/2024	5,500,000.00	Various 1.95%	5,740,000.40 5,740,000.40	98.79 3.58%	5,433,598.51 33,821.18	1.37% (306,401.89)	Aaa / AA+ NR	1.79 1.71
3130A2UW4	FHLB Note 2.875% Due 9/13/2024	4,000,000.00	09/13/2019 1.79%	4,206,760.00 4,206,760.00	98.91 3.43%	3,956,536.00 53,666.67	1.00% (250,224.00)	Aaa / AA+ AAA	2.04 1.93
3135G0W66	FNMA Note 1.625% Due 10/15/2024	3,500,000.00	Various 1.21%	3,564,275.00 3,564,275.00	96.22 3.49%	3,367,532.00 21,486.11	0.85% (196,743.00)	Aaa / AA+ AAA	2.13 2.05
3130AQF40	FHLB Note 1% Due 12/20/2024	4,300,000.00	12/21/2021 1.02%	4,297,205.00 4,297,205.00	94.71 3.41%	4,072,327.90 8,480.56	1.02% (224,877.10)	Aaa / AA+ AAA	2.31 2.24

City of Corona Consolidated

Account #10003

Holdings Report

As of August 31, 2022



CUSIP	Security Description	Par Value/Units	Purchase Date Book Yield	Cost Value Book Value	Mkt Price Mkt YTM	Market Value Accrued Int.	% of Port. Gain/Loss	Moody/S&P Fitch	Maturity Duration
AGENCY									
3135G0X24	FNMA Note 1.625% Due 1/7/2025	4,220,000.00	Various 1.30%	4,282,878.20 4,282,878.20	95.95 3.43%	4,049,102.66 10,286.25	1.01% (233,775.54)	Aaa / AA+ AAA	2.36 2.27
3137EAEPO	FHLMC Note 1.5% Due 2/12/2025	6,575,000.00	02/13/2020 1.52%	6,569,937.25 6,569,937.25	95.44 3.46%	6,275,199.73 5,205.21	1.57% (294,737.52)	Aaa / AA+ AAA	2.45 2.37
3135G03U5	FNMA Note 0.625% Due 4/22/2025	5,270,000.00	04/22/2020 0.67%	5,259,143.80 5,259,143.80	92.65 3.57%	4,882,507.44 11,802.60	1.22% (376,636.36)	Aaa / AA+ AAA	2.64 2.57
3135G04Z3	FNMA Note 0.5% Due 6/17/2025	6,200,000.00	Various 0.51%	6,196,731.90 6,196,731.90	91.98 3.54%	5,702,840.60 6,372.22	1.43% (493,891.30)	Aaa / AA+ AAA	2.80 2.73
3137EAEU9	FHLMC Note 0.375% Due 7/21/2025	6,300,000.00	Various 0.45%	6,277,899.60 6,277,899.60	91.53 3.48%	5,766,553.80 2,625.00	1.44% (511,345.80)	Aaa / AA+ AAA	2.89 2.82
3135G05X7	FNMA Note 0.375% Due 8/25/2025	6,285,000.00	Various 0.46%	6,260,439.20 6,260,439.20	91.27 3.48%	5,736,614.90 392.81	1.43% (523,824.30)	Aaa / AA+ AAA	2.99 2.92
3137EAEX3	FHLMC Note 0.375% Due 9/23/2025	6,295,000.00	Various 0.44%	6,276,346.05 6,276,346.05	91.14 3.45%	5,737,552.57 10,360.52	1.44% (538,793.48)	Aaa / AA+ AAA	3.07 2.99
3135G06G3	FNMA Note 0.5% Due 11/7/2025	6,300,000.00	Various 0.57%	6,279,895.00 6,279,895.00	91.07 3.49%	5,737,296.60 9,975.00	1.44% (542,598.40)	Aaa / AA+ AAA	3.19 3.10
Total Agency		69,745,000.00	1.04%	70,257,201.40	3.49%	65,643,346.71 235,744.97	16.47% (4,613,854.69)	Aaa / AA+ AAA	2.52 2.44
CMO									
3137B5JM6	FHLMC K034 A2 3.531% Due 7/25/2023	3,850,000.00	08/28/2018 3.03%	3,931,662.11 3,931,662.11	99.66 3.70%	3,836,859.95 11,328.63	0.96% (94,802.16)	NR / NR AAA	0.90 0.77
3137B4WB8	FHLMC K033 A2 3.06% Due 7/25/2023	3,350,000.00	07/23/2019 2.18%	3,458,875.00 3,458,875.00	99.29 3.77%	3,326,258.55 1,708.50	0.83% (132,616.45)	Aaa / NR NR	0.90 0.73
3137B7MZ9	FHLMC K036 A2 3.527% Due 10/25/2023	3,750,000.00	Various 2.97%	3,837,910.16 3,837,910.16	99.50 3.83%	3,731,152.50 2,204.38	0.93% (106,757.66)	Aaa / NR AAA	1.15 0.97
3137BYPQ7	FHLMC K726 A2 2.905% Due 4/25/2024	2,876,143.32	04/22/2019 2.72%	2,896,703.26 2,896,703.26	99.23 3.33%	2,853,858.96 6,962.66	0.72% (42,844.30)	NR / AAA NR	1.65 1.42
3137BSP72	FHLMC K058 A2 2.653% Due 8/25/2026	1,500,000.00	11/12/2021 1.35%	1,586,425.78 1,586,425.78	95.84 3.78%	1,437,541.50 3,316.25	0.36% (148,884.28)	NR / NR AAA	3.99 3.66

City of Corona Consolidated

Account #10003

Holdings Report

As of August 31, 2022



CUSIP	Security Description	Par Value/Units	Purchase Date Book Yield	Cost Value Book Value	Mkt Price Mkt YTM	Market Value Accrued Int.	% of Port. Gain/Loss	Moody/S&P Fitch	Maturity Duration
CMO									
3137BSRE5	FHLMC K059 A2 3.12% Due 9/25/2026	3,000,000.00	02/18/2022 1.98%	3,128,437.50 3,128,437.50	97.44 3.79%	2,923,086.00 7,800.00	0.73% (205,351.50)	NR / AAA AAA	4.07 3.66
Total CMO		18,326,143.32	2.50%	18,840,013.81	3.70%	18,108,757.46 33,320.42	4.54% (731,256.35)	Aaa / AAA AAA	1.83 1.60
CORPORATE									
24422EVN6	John Deere Capital Corp Note 0.45% Due 1/17/2024	2,140,000.00	03/01/2021 0.47%	2,138,480.60 2,138,480.60	95.77 3.62%	2,049,529.36 1,177.00	0.51% (88,951.24)	A2 / A A	1.38 1.35
808513BN4	Charles Schwab Corp Callable Note Cont 2/18/2024 0.75% Due 3/18/2024	1,775,000.00	03/16/2021 0.77%	1,774,112.50 1,774,112.50	95.81 3.56%	1,700,650.58 6,027.60	0.43% (73,461.92)	A2 / A A	1.55 1.51
06367TQW3	Bank of Montreal Note 0.625% Due 7/9/2024	1,500,000.00	02/09/2022 1.89%	1,455,540.00 1,455,540.00	94.20 3.89%	1,413,045.00 1,354.17	0.35% (42,495.00)	A2 / A- AA-	1.86 1.81
79466LAG9	Salesforce.com Inc Callable Note Cont 7/15/2022 0.625% Due 7/15/2024	3,100,000.00	Various 0.92%	3,076,192.60 3,076,192.60	94.74 3.55%	2,936,915.20 2,475.70	0.73% (139,277.40)	A2 / A+ NR	1.87 1.83
69371RQ25	Paccar Financial Corp Note 2.15% Due 8/15/2024	715,000.00	08/08/2019 2.20%	713,419.85 713,419.85	96.97 3.77%	693,324.06 683.22	0.17% (20,095.79)	A1 / A+ NR	1.96 1.89
78015K7C2	Royal Bank of Canada Note 2.25% Due 11/1/2024	3,600,000.00	12/05/2019 2.26%	3,598,128.00 3,598,128.00	96.18 4.11%	3,462,516.00 27,000.00	0.87% (135,612.00)	A1 / A AA-	2.17 2.07
14913Q3B3	Caterpillar Finl Service Note 2.15% Due 11/8/2024	2,593,000.00	Various 1.88%	2,624,484.21 2,624,484.21	96.67 3.75%	2,506,754.23 17,499.15	0.63% (117,729.98)	A2 / A A	2.19 2.09
74153WCQ0	Pricoa Global Funding Note 1.15% Due 12/6/2024	1,975,000.00	12/01/2021 1.19%	1,972,965.75 1,972,965.75	93.50 4.19%	1,846,625.00 5,362.67	0.46% (126,340.75)	Aa3 / AA- AA-	2.27 2.19
89236TJT3	Toyota Motor Credit Corp Note 1.45% Due 1/13/2025	2,700,000.00	01/10/2022 1.50%	2,696,382.00 2,696,382.00	94.46 3.92%	2,550,411.90 5,220.00	0.64% (145,970.10)	A1 / A+ A+	2.37 2.28
64952WEK5	New York Life Global Note 1.45% Due 1/14/2025	3,745,000.00	01/11/2022 1.49%	3,740,955.40 3,740,955.40	93.99 4.14%	3,519,899.29 7,089.49	0.88% (221,056.11)	Aaa / AA+ AAA	2.38 2.29

City of Corona Consolidated

Account #10003

Holdings Report

As of August 31, 2022



CUSIP	Security Description	Par Value/Units	Purchase Date Book Yield	Cost Value Book Value	Mkt Price Mkt YTM	Market Value Accrued Int.	% of Port. Gain/Loss	Moody/S&P Fitch	Maturity Duration
CORPORATE									
90331HPL1	US Bank NA Callable Note Cont 12/21/2024 2.05% Due 1/21/2025	4,145,000.00	01/16/2020 2.10%	4,136,171.15 4,136,171.15	95.92 3.85%	3,975,751.36 9,441.39	1.00% (160,419.79)	A1 / AA- AA-	2.39 2.29
69371RR73	Paccar Financial Corp Note 2.85% Due 4/7/2025	2,970,000.00	03/31/2022 2.86%	2,969,227.80 2,969,227.80	97.57 3.84%	2,897,817.12 33,858.00	0.73% (71,410.68)	A1 / A+ NR	2.60 2.45
78016EZ59	Royal Bank of Canada Note 3.375% Due 4/14/2025	1,270,000.00	04/07/2022 3.39%	1,269,530.10 1,269,530.10	98.22 4.10%	1,247,338.12 16,311.56	0.32% (22,191.98)	A1 / A AA-	2.62 2.45
06367WB85	Bank of Montreal Note 1.85% Due 5/1/2025	2,761,000.00	07/23/2021 0.85%	2,862,660.02 2,862,660.02	94.39 4.09%	2,606,047.16 17,026.17	0.66% (256,612.86)	A2 / A- AA-	2.67 2.54
14913R2V8	Caterpillar Financial Service Note 3.4% Due 5/13/2025	1,460,000.00	05/10/2022 3.44%	1,458,145.80 1,458,145.80	98.71 3.91%	1,441,106.14 14,892.00	0.36% (17,039.66)	A2 / A A	2.70 2.53
46647PCH7	JP Morgan Chase & Co Callable Note Cont 6/1/2024 0.824% Due 6/1/2025	3,295,000.00	05/24/2021 1.29%	3,299,268.65 3,299,268.65	93.60 4.02%	3,084,185.90 6,787.70	0.77% (215,082.75)	A2 / A- AA-	2.75 2.66
63743HFE7	National Rural Utilities Note 3.45% Due 6/15/2025	940,000.00	04/27/2022 3.46%	939,746.20 939,746.20	98.40 4.06%	924,991.96 10,539.75	0.23% (14,754.24)	A2 / A- A	2.79 2.60
46647PCK0	JP Morgan Chase & Co Callable Note Cont 6/23/2024 0.969% Due 6/23/2025	1,565,000.00	Various 1.43%	1,565,968.20 1,565,968.20	93.74 4.01%	1,467,012.22 2,864.47	0.37% (98,955.98)	A2 / A- AA-	2.81 2.71
66815L2J7	Northwestern Mutual Glbl Note 4% Due 7/1/2025	2,350,000.00	06/27/2022 4.01%	2,349,201.00 2,349,201.00	99.52 4.18%	2,338,759.95 15,666.67	0.59% (10,441.05)	Aaa / AA+ AAA	2.84 2.63
40139LBC6	Guardian Life Glob Fun Note 0.875% Due 12/10/2025	3,000,000.00	Various 1.12%	2,969,700.00 2,969,700.00	89.18 4.46%	2,675,523.00 5,906.26	0.67% (294,177.00)	Aa2 / AA+ NR	3.28 3.16
66815L2A6	Northwestern Mutual Glbl Note 0.8% Due 1/14/2026	1,870,000.00	12/06/2021 1.47%	1,820,388.90 1,820,388.90	89.53 4.16%	1,674,285.80 1,953.11	0.42% (146,103.10)	Aaa / AA+ AAA	3.38 3.26
46647PBK1	JP Morgan Chase & Co Callable Note Cont 4/22/2025 2.083% Due 4/22/2026	1,000,000.00	05/20/2021 1.70%	1,037,330.00 1,037,330.00	93.59 4.56%	935,884.00 7,464.08	0.24% (101,446.00)	A2 / A- AA-	3.64 3.41
6174468Q5	Morgan Stanley Callable Note Cont 4/28/2025 2.188% Due 4/28/2026	1,600,000.00	05/18/2022 4.25%	1,511,376.00 1,511,376.00	93.98 4.54%	1,503,753.60 11,961.07	0.38% (7,622.40)	A1 / A- A	3.66 3.42
023135BX3	Amazon.com Inc Callable Note Cont 4/12/2026 1% Due 5/12/2026	4,865,000.00	05/10/2021 1.09%	4,843,983.20 4,843,983.20	90.64 3.73%	4,409,421.94 14,730.14	1.11% (434,561.26)	A1 / AA AA-	3.70 3.56

City of Corona Consolidated

Account #10003

Holdings Report

As of August 31, 2022



CUSIP	Security Description	Par Value/Units	Purchase Date Book Yield	Cost Value Book Value	Mkt Price Mkt YTM	Market Value Accrued Int.	% of Port. Gain/Loss	Moody/S&P Fitch	Maturity Duration
CORPORATE									
91324PEC2	United Health Group Inc Callable Note Cont 4/15/2026 1.15% Due 5/15/2026	805,000.00	Various 1.08%	807,605.05 807,605.05	91.21 3.71%	734,201.86 2,725.82	0.18% (73,403.19)	A3 / A+ A	3.71 3.56
89236TJK2	Toyota Motor Credit Corp Note 1.125% Due 6/18/2026	3,325,000.00	06/15/2021 1.13%	3,323,537.00 3,323,537.00	90.42 3.86%	3,006,451.70 7,585.16	0.75% (317,085.30)	A1 / A+ A+	3.80 3.64
06051GJD2	Bank of America Corp Callable Note Cont 6/19/2025 1.319% Due 6/19/2026	3,000,000.00	Various 1.69%	3,007,920.00 3,007,920.00	91.03 4.44%	2,730,954.00 7,914.00	0.68% (276,966.00)	A2 / A- AA-	3.80 3.62
57629WDE7	Mass Mutual Global funding Note 1.2% Due 7/16/2026	2,272,000.00	08/10/2021 1.21%	2,271,369.92 2,271,369.92	89.49 4.17%	2,033,140.10 3,408.00	0.51% (238,229.82)	Aa3 / AA+ AA+	3.88 3.71
58989V2D5	Met Tower Global Funding Note 1.25% Due 9/14/2026	1,715,000.00	09/07/2021 1.27%	1,713,422.20 1,713,422.20	88.26 4.46%	1,513,739.61 9,944.62	0.38% (199,682.59)	Aa3 / AA- AA-	4.04 3.83
931142ER0	Wal-Mart Stores Callable Note Cont 08/17/2026 1.05% Due 9/17/2026	785,000.00	09/08/2021 1.09%	783,516.35 783,516.35	90.86 3.49%	713,225.10 3,754.92	0.18% (70,291.25)	Aa2 / AA AA	4.05 3.88
59217GER6	Metlife Note 1.875% Due 1/11/2027	2,485,000.00	01/03/2022 1.90%	2,482,167.10 2,482,167.10	90.07 4.40%	2,238,132.65 6,471.35	0.56% (244,034.45)	Aa3 / AA- AA-	4.37 4.10
808513BY0	Charles Schwab Corp Callable Note Cont 2/3/2027 2.45% Due 3/3/2027	1,300,000.00	03/09/2022 2.73%	1,282,866.00 1,282,866.00	93.43 4.06%	1,214,574.40 15,748.06	0.31% (68,291.60)	A2 / A A	4.51 4.15
89114TZT2	Toronto-Dominion Bank Note 2.8% Due 3/10/2027	1,900,000.00	03/09/2022 2.97%	1,884,933.00 1,884,933.00	93.85 4.31%	1,783,142.40 25,270.00	0.45% (101,790.60)	A1 / A NR	4.53 4.12
06051GHT9	Bank of America Corp Callable Note 1X 4/23/2026 3.559% Due 4/23/2027	3,000,000.00	Various 4.37%	2,906,255.64 2,906,255.64	95.58 4.70%	2,867,265.01 37,962.67	0.73% (38,990.63)	A2 / A- AA-	4.65 4.16
665859AW4	Northern Trust Company Callable Note Cont 4/10/2027 4% Due 5/10/2027	1,345,000.00	05/05/2022 4.04%	1,342,821.10 1,342,821.10	99.78 4.05%	1,342,090.77 16,588.33	0.34% (730.33)	A2 / A+ A+	4.69 4.12
91324PEG3	United Health Group Inc Callable Note Cont 4/15/2027 3.7% Due 5/15/2027	1,365,000.00	05/17/2022 3.69%	1,365,638.40 1,365,638.40	99.00 3.93%	1,351,352.73 14,169.46	0.34% (14,285.67)	A3 / A+ A	4.71 4.23
22160KAM7	Costco Wholesale Corp Callable Note Cont 2/18/2027 3% Due 5/18/2027	2,500,000.00	07/15/2022 3.53%	2,441,975.00 2,441,975.00	97.53 3.57%	2,438,290.00 21,458.33	0.62% (3,685.00)	Aa3 / A+ NR	4.72 4.31

City of Corona Consolidated

Account #10003

Holdings Report

As of August 31, 2022



CUSIP	Security Description	Par Value/Units	Purchase Date Book Yield	Cost Value Book Value	Mkt Price Mkt YTM	Market Value Accrued Int.	% of Port. Gain/Loss	Moody/S&P Fitch	Maturity Duration
CORPORATE									
89115A2C5	Toronto-Dominion Bank Note 4.108% Due 6/8/2027	1,400,000.00	08/26/2022 4.18%	1,395,310.00 1,395,310.00	99.08 4.32%	1,387,134.00 13,259.71	0.35% (8,176.00)	A1 / A NR	4.77 4.25
Total Corporate		84,131,000.00	2.02%	83,832,694.69	4.04%	79,215,243.22 429,551.80	19.91% (4,617,451.47)	A1 / A+ AA-	3.13 2.95
LAIF									
90LAIF\$00	Local Agency Investment Fund State Pool	101,695,864.70	Various 1.38%	101,695,864.70 101,695,864.70	1.00 1.38%	101,695,864.70 186,793.54	25.47% 0.00	NR / NR NR	0.00 0.00
Total LAIF		101,695,864.70	1.38%	101,695,864.70	1.38%	101,695,864.70 186,793.54	25.47% 0.00	NR / NR NR	0.00 0.00
MONEY MARKET FUND									
60934N807	Federated Investors Govt Oblig Fund Inst.	308,556.42	Various 1.88%	308,556.42 308,556.42	1.00 1.88%	308,556.42 0.00	0.08% 0.00	Aaa / AAA AAA	0.00 0.00
Total Money Market Fund		308,556.42	1.88%	308,556.42	1.88%	308,556.42 0.00	0.08% 0.00	Aaa / AAA AAA	0.00 0.00
MUNICIPAL BONDS									
13063DRK6	California State Taxable GO 2.4% Due 10/1/2024	3,385,000.00	10/16/2019 1.91%	3,462,753.45 3,462,753.45	97.55 3.63%	3,301,999.80 33,850.00	0.83% (160,753.65)	Aa2 / AA- AA	2.09 1.99
Total Municipal Bonds		3,385,000.00	1.91%	3,462,753.45	3.63%	3,301,999.80 33,850.00	0.83% (160,753.65)	Aa2 / AA- AA	2.09 1.99
NEGOTIABLE CD									
78012U3M5	Royal Bank of Canada Yankee CD 1.35% Due 2/14/2023	500,000.00	02/11/2022 1.35%	500,000.00 500,000.00	98.98 3.55%	494,917.00 3,731.25	0.12% (5,083.00)	P-1 / A-1+ F-1+	0.46 0.45
Total Negotiable CD		500,000.00	1.35%	500,000.00	3.55%	494,917.00 3,731.25	0.12% (5,083.00)	Aaa / AAA AAA	0.46 0.45

City of Corona Consolidated

Account #10003

Holdings Report

As of August 31, 2022



CUSIP	Security Description	Par Value/Units	Purchase Date Book Yield	Cost Value Book Value	Mkt Price Mkt YTM	Market Value Accrued Int.	% of Port. Gain/Loss	Moody/S&P Fitch	Maturity Duration
SUPRANATIONAL									
459058JL8	Intl. Bank Recon & Development Note 0.5% Due 10/28/2025	6,300,000.00	Various 0.59%	6,272,360.85 6,272,360.85	90.86 3.59%	5,724,369.00 10,762.50	1.43% (547,991.85)	Aaa / AAA AAA	3.16 3.08
4581X0DV7	Inter-American Dev Bank Note 0.875% Due 4/20/2026	6,390,000.00	04/13/2021 0.97%	6,360,733.80 6,360,733.80	90.93 3.56%	5,810,107.50 20,345.94	1.46% (550,626.30)	Aaa / AAA AAA	3.64 3.51
Total Supranational		12,690,000.00	0.78%	12,633,094.65	3.57%	11,534,476.50 31,108.44	2.89% (1,098,618.15)	Aaa / AAA AAA	3.40 3.29
US TREASURY									
912828T91	US Treasury Note 1.625% Due 10/31/2023	1,050,000.00	05/29/2019 2.05%	1,031,091.80 1,031,091.80	97.95 3.44%	1,028,425.65 5,749.32	0.26% (2,666.15)	Aaa / AA+ AAA	1.17 1.13
912828V23	US Treasury Note 2.25% Due 12/31/2023	4,500,000.00	06/21/2019 1.80%	4,588,417.97 4,588,417.97	98.43 3.47%	4,429,336.50 17,333.56	1.11% (159,081.47)	Aaa / AA+ AAA	1.33 1.29
912828B66	US Treasury Note 2.75% Due 2/15/2024	5,000,000.00	Various 2.21%	5,121,796.88 5,121,796.88	99.00 3.46%	4,949,805.00 6,351.90	1.24% (171,991.88)	Aaa / AA+ AAA	1.46 1.41
91282CBR1	US Treasury Note 0.25% Due 3/15/2024	2,900,000.00	03/30/2021 0.33%	2,892,976.56 2,892,976.56	95.21 3.47%	2,761,229.20 3,349.18	0.69% (131,747.36)	Aaa / AA+ AAA	1.54 1.51
912828X70	US Treasury Note 2% Due 4/30/2024	4,800,000.00	Various 1.84%	4,833,281.25 4,833,281.25	97.68 3.44%	4,688,625.60 32,347.82	1.18% (144,655.65)	Aaa / AA+ AAA	1.67 1.61
912828XX3	US Treasury Note 2% Due 6/30/2024	4,900,000.00	Various 1.81%	4,942,253.91 4,942,253.91	97.45 3.45%	4,775,201.90 16,777.17	1.20% (167,052.01)	Aaa / AA+ AAA	1.83 1.77
912828D56	US Treasury Note 2.375% Due 8/15/2024	5,000,000.00	12/12/2019 1.75%	5,140,234.38 5,140,234.38	97.98 3.45%	4,899,220.00 5,485.73	1.23% (241,014.38)	Aaa / AA+ AAA	1.96 1.89
9128283D0	US Treasury Note 2.25% Due 10/31/2024	4,000,000.00	11/07/2019 1.77%	4,090,468.75 4,090,468.75	97.52 3.45%	3,900,936.00 30,326.09	0.98% (189,532.75)	Aaa / AA+ AAA	2.17 2.07
912828ZC7	US Treasury Note 1.125% Due 2/28/2025	7,000,000.00	03/18/2020 0.81%	7,108,007.81 7,108,007.81	94.45 3.46%	6,611,444.00 217.54	1.65% (496,563.81)	Aaa / AA+ AAA	2.50 2.43
91282CED9	US Treasury Note 1.75% Due 3/15/2025	7,000,000.00	04/05/2022 2.65%	6,823,085.94 6,823,085.94	95.88 3.46%	6,711,250.00 56,589.67	1.69% (111,835.94)	Aaa / AA+ AAA	2.54 2.43
91282CAB7	US Treasury Note 0.25% Due 7/31/2025	6,000,000.00	03/12/2021 0.72%	5,879,062.50 5,879,062.50	91.13 3.47%	5,467,968.00 1,304.35	1.37% (411,094.50)	Aaa / AA+ AAA	2.92 2.86
91282CAM3	US Treasury Note 0.25% Due 9/30/2025	3,200,000.00	03/29/2021 0.74%	3,130,375.00 3,130,375.00	90.68 3.46%	2,901,875.20 3,366.12	0.73% (228,499.80)	Aaa / AA+ AAA	3.08 3.02

City of Corona Consolidated

Account #10003

Holdings Report

As of August 31, 2022



CUSIP	Security Description	Par Value/Units	Purchase Date Book Yield	Cost Value Book Value	Mkt Price Mkt YTM	Market Value Accrued Int.	% of Port. Gain/Loss	Moody/S&P Fitch	Maturity Duration
US TREASURY									
91282CAT8	US Treasury Note 0.25% Due 10/31/2025	6,000,000.00	02/19/2021 0.53%	5,923,125.00 5,923,125.00	90.43 3.47%	5,425,548.00 5,054.35	1.36% (497,577.00)	Aaa / AA+ AAA	3.17 3.10
91282CAZ4	US Treasury Note 0.375% Due 11/30/2025	3,800,000.00	03/26/2021 0.77%	3,731,867.19 3,731,867.19	90.54 3.48%	3,440,634.00 3,620.90	0.86% (291,233.19)	Aaa / AA+ AAA	3.25 3.17
91282CCW9	US Treasury Note 0.75% Due 8/31/2026	1,570,000.00	09/23/2021 0.90%	1,558,899.61 1,558,899.61	90.13 3.41%	1,415,023.73 32.53	0.35% (143,875.88)	Aaa / AA+ AAA	4.00 3.88
91282CCZ2	US Treasury Note 0.875% Due 9/30/2026	3,130,000.00	10/18/2021 1.19%	3,083,172.27 3,083,172.27	90.46 3.40%	2,831,426.17 11,523.70	0.71% (251,746.10)	Aaa / AA+ AAA	4.08 3.93
91282CDG3	US Treasury Note 1.125% Due 10/31/2026	3,120,000.00	11/15/2021 1.25%	3,100,987.50 3,100,987.50	91.23 3.40%	2,846,513.28 11,827.17	0.71% (254,474.22)	Aaa / AA+ AAA	4.17 3.99
91282CET4	US Treasury Note 2.625% Due 5/31/2027	2,400,000.00	06/09/2022 3.07%	2,351,156.25 2,351,156.25	97.00 3.31%	2,328,000.00 16,008.20	0.59% (23,156.25)	Aaa / AA+ AAA	4.75 4.39
91282CEW7	US Treasury Note 3.25% Due 6/30/2027	6,650,000.00	Various 3.12%	6,690,380.86 6,690,380.86	99.69 3.32%	6,629,218.75 36,999.66	1.67% (61,162.11)	Aaa / AA+ AAA	4.83 4.41
91282CFB2	US Treasury Note 2.75% Due 7/31/2027	1,300,000.00	08/22/2022 3.12%	1,277,960.94 1,277,960.94	97.48 3.31%	1,267,195.80 3,108.70	0.32% (10,765.14)	Aaa / AA+ AAA	4.92 4.54
Total US Treasury		83,320,000.00	1.61%	83,298,602.37 83,298,602.37	3.44%	79,308,876.78 267,373.66	19.90% (3,989,725.59)	Aaa / AA+ AAA	2.76 2.64
TOTAL PORTFOLIO		414,230,002.83	1.52%	414,954,198.40 414,954,198.40	3.10%	398,707,413.37 1,241,280.17	100.00% (16,246,785.03)	Aa1 / AA AAA	2.08 1.81
TOTAL MARKET VALUE PLUS ACCRUED						399,948,693.54			

City of Corona Consolidated

Transaction Ledger



Account #10003

As of August 31, 2022

Transaction Type	Settlement Date	CUSIP	Quantity	Security Description	Price	Acq/Disp Yield	Amount	Interest Pur/Sold	Total Amount	Gain/Loss
ACQUISITIONS										
Purchase	08/02/2022	60934N807	1,481.49	Federated Investors Govt Oblig Fund Inst.	1.000	1.37%	1,481.49	0.00	1,481.49	0.00
Purchase	08/05/2022	06051GHT9	1,283,000.00	Bank of America Corp Callable Note 1X 4/23/2026 3.559% Due 4/23/2027	96.937	4.35%	1,243,701.71	12,937.56	1,256,639.27	0.00
Purchase	08/09/2022	06051GHT9	1,717,000.00	Bank of America Corp Callable Note 1X 4/23/2026 3.559% Due 4/23/2027	96.829	4.38%	1,662,553.93	17,992.92	1,680,546.85	0.00
Purchase	08/11/2022	92348KAV5	1,150,000.00	Verizon Master Trust 2022-5 A1A 3.72% Due 7/20/2027	99.996	3.75%	1,149,949.40	0.00	1,149,949.40	0.00
Purchase	08/12/2022	60934N807	49,312.50	Federated Investors Govt Oblig Fund Inst.	1.000	1.37%	49,312.50	0.00	49,312.50	0.00
Purchase	08/15/2022	60934N807	135,811.25	Federated Investors Govt Oblig Fund Inst.	1.000	1.37%	135,811.25	0.00	135,811.25	0.00
Purchase	08/15/2022	60934N807	74,764.56	Federated Investors Govt Oblig Fund Inst.	1.000	1.37%	74,764.56	0.00	74,764.56	0.00
Purchase	08/15/2022	60934N807	163,356.47	Federated Investors Govt Oblig Fund Inst.	1.000	1.37%	163,356.47	0.00	163,356.47	0.00
Purchase	08/15/2022	60934N807	565.04	Federated Investors Govt Oblig Fund Inst.	1.000	1.37%	565.04	0.00	565.04	0.00
Purchase	08/15/2022	60934N807	7,811.13	Federated Investors Govt Oblig Fund Inst.	1.000	1.37%	7,811.13	0.00	7,811.13	0.00
Purchase	08/15/2022	60934N807	2,585.00	Federated Investors Govt Oblig Fund Inst.	1.000	1.37%	2,585.00	0.00	2,585.00	0.00
Purchase	08/15/2022	60934N807	559.00	Federated Investors Govt Oblig Fund Inst.	1.000	1.37%	559.00	0.00	559.00	0.00
Purchase	08/15/2022	60934N807	1,952.67	Federated Investors Govt Oblig Fund Inst.	1.000	1.37%	1,952.67	0.00	1,952.67	0.00
Purchase	08/15/2022	60934N807	450.17	Federated Investors Govt Oblig Fund Inst.	1.000	1.37%	450.17	0.00	450.17	0.00
Purchase	08/15/2022	60934N807	424.33	Federated Investors Govt Oblig Fund Inst.	1.000	1.37%	424.33	0.00	424.33	0.00

City of Corona Consolidated

Transaction Ledger



Account #10003

As of August 31, 2022

Transaction Type	Settlement Date	CUSIP	Quantity	Security Description	Price	Acq/Disp Yield	Amount	Interest Pur/Sold	Total Amount	Gain/Loss
ACQUISITIONS										
Purchase	08/15/2022	60934N807	2,497.50	Federated Investors Govt Oblig Fund Inst.	1.000	1.37%	2,497.50	0.00	2,497.50	0.00
Purchase	08/15/2022	60934N807	1,164.83	Federated Investors Govt Oblig Fund Inst.	1.000	1.37%	1,164.83	0.00	1,164.83	0.00
Purchase	08/15/2022	60934N807	522.50	Federated Investors Govt Oblig Fund Inst.	1.000	1.37%	522.50	0.00	522.50	0.00
Purchase	08/15/2022	60934N807	49,446.03	Federated Investors Govt Oblig Fund Inst.	1.000	1.37%	49,446.03	0.00	49,446.03	0.00
Purchase	08/15/2022	60934N807	89,419.27	Federated Investors Govt Oblig Fund Inst.	1.000	1.37%	89,419.27	0.00	89,419.27	0.00
Purchase	08/15/2022	60934N807	101,643.58	Federated Investors Govt Oblig Fund Inst.	1.000	1.37%	101,643.58	0.00	101,643.58	0.00
Purchase	08/15/2022	60934N807	31,069.49	Federated Investors Govt Oblig Fund Inst.	1.000	1.37%	31,069.49	0.00	31,069.49	0.00
Purchase	08/15/2022	60934N807	34,780.68	Federated Investors Govt Oblig Fund Inst.	1.000	1.37%	34,780.68	0.00	34,780.68	0.00
Purchase	08/15/2022	60934N807	122,620.97	Federated Investors Govt Oblig Fund Inst.	1.000	1.37%	122,620.97	0.00	122,620.97	0.00
Purchase	08/15/2022	60934N807	86,411.68	Federated Investors Govt Oblig Fund Inst.	1.000	1.37%	86,411.68	0.00	86,411.68	0.00
Purchase	08/15/2022	60934N807	83,922.82	Federated Investors Govt Oblig Fund Inst.	1.000	1.37%	83,922.82	0.00	83,922.82	0.00
Purchase	08/16/2022	60934N807	693.00	Federated Investors Govt Oblig Fund Inst.	1.000	1.37%	693.00	0.00	693.00	0.00
Purchase	08/16/2022	60934N807	442.00	Federated Investors Govt Oblig Fund Inst.	1.000	1.37%	442.00	0.00	442.00	0.00
Purchase	08/18/2022	60934N807	95,469.17	Federated Investors Govt Oblig Fund Inst.	1.000	1.37%	95,469.17	0.00	95,469.17	0.00
Purchase	08/22/2022	60934N807	697.13	Federated Investors Govt Oblig Fund Inst.	1.000	1.37%	697.13	0.00	697.13	0.00
Purchase	08/22/2022	60934N807	885.17	Federated Investors Govt Oblig Fund Inst.	1.000	1.37%	885.17	0.00	885.17	0.00

City of Corona Consolidated

Transaction Ledger



Account #10003

As of August 31, 2022

Transaction Type	Settlement Date	CUSIP	Quantity	Security Description	Price	Acq/Disp Yield	Amount	Interest Pur/Sold	Total Amount	Gain/Loss
ACQUISITIONS										
Purchase	08/22/2022	60934N807	4,189.50	Federated Investors Govt Oblig Fund Inst.	1.000	1.37%	4,189.50	0.00	4,189.50	0.00
Purchase	08/22/2022	60934N807	751.67	Federated Investors Govt Oblig Fund Inst.	1.000	1.37%	751.67	0.00	751.67	0.00
Purchase	08/22/2022	60934N807	3,332.92	Federated Investors Govt Oblig Fund Inst.	1.000	1.37%	3,332.92	0.00	3,332.92	0.00
Purchase	08/22/2022	60934N807	49,487.26	Federated Investors Govt Oblig Fund Inst.	1.000	1.37%	49,487.26	0.00	49,487.26	0.00
Purchase	08/22/2022	60934N807	78,683.27	Federated Investors Govt Oblig Fund Inst.	1.000	1.37%	78,683.27	0.00	78,683.27	0.00
Purchase	08/23/2022	91282CFB2	1,300,000.00	US Treasury Note 2.75% Due 7/31/2027	98.305	3.12%	1,277,960.94	2,234.38	1,280,195.32	0.00
Purchase	08/25/2022	60934N807	11,784.38	Federated Investors Govt Oblig Fund Inst.	1.000	1.37%	11,784.38	0.00	11,784.38	0.00
Purchase	08/25/2022	60934N807	11,328.63	Federated Investors Govt Oblig Fund Inst.	1.000	1.37%	11,328.63	0.00	11,328.63	0.00
Purchase	08/25/2022	60934N807	8,542.50	Federated Investors Govt Oblig Fund Inst.	1.000	1.37%	8,542.50	0.00	8,542.50	0.00
Purchase	08/25/2022	60934N807	261.25	Federated Investors Govt Oblig Fund Inst.	1.000	1.37%	261.25	0.00	261.25	0.00
Purchase	08/25/2022	60934N807	2,848.88	Federated Investors Govt Oblig Fund Inst.	1.000	1.37%	2,848.88	0.00	2,848.88	0.00
Purchase	08/25/2022	60934N807	916.67	Federated Investors Govt Oblig Fund Inst.	1.000	1.37%	916.67	0.00	916.67	0.00
Purchase	08/25/2022	60934N807	11,021.88	Federated Investors Govt Oblig Fund Inst.	1.000	1.37%	11,021.88	0.00	11,021.88	0.00
Purchase	08/25/2022	60934N807	7,800.00	Federated Investors Govt Oblig Fund Inst.	1.000	1.37%	7,800.00	0.00	7,800.00	0.00
Purchase	08/25/2022	60934N807	3,316.25	Federated Investors Govt Oblig Fund Inst.	1.000	1.37%	3,316.25	0.00	3,316.25	0.00
Purchase	08/25/2022	60934N807	46,343.58	Federated Investors Govt Oblig Fund Inst.	1.000	1.37%	46,343.58	0.00	46,343.58	0.00

City of Corona Consolidated

Transaction Ledger



Account #10003

As of August 31, 2022

Transaction Type	Settlement Date	CUSIP	Quantity	Security Description	Price	Acq/Disp Yield	Amount	Interest Pur/Sold	Total Amount	Gain/Loss
ACQUISITIONS										
Purchase	08/25/2022	60934N807	110,662.70	Federated Investors Govt Oblig Fund Inst.	1.000	1.37%	110,662.70	0.00	110,662.70	0.00
Purchase	08/30/2022	89115A2C5	1,400,000.00	Toronto-Dominion Bank Note 4.108% Due 6/8/2027	99.665	4.18%	1,395,310.00	13,099.96	1,408,409.96	0.00
Purchase	08/31/2022	60934N807	45,262.50	Federated Investors Govt Oblig Fund Inst.	1.000	1.88%	45,262.50	0.00	45,262.50	0.00
Subtotal			8,387,293.27				8,266,769.25	46,264.82	8,313,034.07	0.00
Security Contribution	08/01/2022	90LAIF\$00	1,600,000.00	Local Agency Investment Fund State Pool	1.000		1,600,000.00	0.00	1,600,000.00	0.00
Security Contribution	08/02/2022	90LAIF\$00	500,000.00	Local Agency Investment Fund State Pool	1.000		500,000.00	0.00	500,000.00	0.00
Security Contribution	08/08/2022	90LAIF\$00	1,400,000.00	Local Agency Investment Fund State Pool	1.000		1,400,000.00	0.00	1,400,000.00	0.00
Security Contribution	08/08/2022	90LAIF\$00	1,000,000.00	Local Agency Investment Fund State Pool	1.000		1,000,000.00	0.00	1,000,000.00	0.00
Security Contribution	08/09/2022	90LAIF\$00	1,400,000.00	Local Agency Investment Fund State Pool	1.000		1,400,000.00	0.00	1,400,000.00	0.00
Security Contribution	08/15/2022	90LAIF\$00	900,000.00	Local Agency Investment Fund State Pool	1.000		900,000.00	0.00	900,000.00	0.00
Security Contribution	08/16/2022	90LAIF\$00	7,900,000.00	Local Agency Investment Fund State Pool	1.000		7,900,000.00	0.00	7,900,000.00	0.00
Security Contribution	08/16/2022	90LAIF\$00	7,900,000.00	Local Agency Investment Fund State Pool	1.000		7,900,000.00	0.00	7,900,000.00	0.00
Security Contribution	08/22/2022	90LAIF\$00	600,000.00	Local Agency Investment Fund State Pool	1.000		600,000.00	0.00	600,000.00	0.00
Security Contribution	08/23/2022	90LAIF\$00	1,300,000.00	Local Agency Investment Fund State Pool	1.000		1,300,000.00	0.00	1,300,000.00	0.00
Security Contribution	08/29/2022	90LAIF\$00	2,400,000.00	Local Agency Investment Fund State Pool	1.000		2,400,000.00	0.00	2,400,000.00	0.00
Security Contribution	08/29/2022	90LAIF\$00	2,400,000.00	Local Agency Investment Fund State Pool	1.000		2,400,000.00	0.00	2,400,000.00	0.00

City of Corona Consolidated

Transaction Ledger



Account #10003

As of August 31, 2022

Transaction Type	Settlement Date	CUSIP	Quantity	Security Description	Price	Acq/Disp Yield	Amount	Interest Pur/Sold	Total Amount	Gain/Loss
ACQUISITIONS										
Security Contribution	08/30/2022	90LAIF\$00	500,000.00	Local Agency Investment Fund State Pool	1.000		500,000.00	0.00	500,000.00	0.00
Subtotal			29,800,000.00				29,800,000.00	0.00	29,800,000.00	0.00
TOTAL ACQUISITIONS			38,187,293.27				38,066,769.25	46,264.82	38,113,034.07	0.00
DISPOSITIONS										
Sale	08/05/2022	06051GHF9	1,078,000.00	Bank of America Corp Callable Note 1X 3/5/2023 3.55% Due 3/5/2024	99.708	3.87%	1,074,852.24	15,945.42	1,090,797.66	-7,567.56
Sale	08/05/2022	60934N807	165,841.61	Federated Investors Govt Oblig Fund Inst.	1.000	1.37%	165,841.61	0.00	165,841.61	0.00
Sale	08/09/2022	06051GHF9	1,472,000.00	Bank of America Corp Callable Note 1X 3/5/2023 3.55% Due 3/5/2024	99.650	3.91%	1,466,848.00	22,353.96	1,489,201.96	-21,282.20
Sale	08/09/2022	60934N807	191,344.89	Federated Investors Govt Oblig Fund Inst.	1.000	1.37%	191,344.89	0.00	191,344.89	0.00
Sale	08/11/2022	60934N807	1,149,949.40	Federated Investors Govt Oblig Fund Inst.	1.000	1.37%	1,149,949.40	0.00	1,149,949.40	0.00
Sale	08/23/2022	60934N807	1,280,195.32	Federated Investors Govt Oblig Fund Inst.	1.000	1.37%	1,280,195.32	0.00	1,280,195.32	0.00
Sale	08/30/2022	60934N807	130,971.64	Federated Investors Govt Oblig Fund Inst.	1.000	1.88%	130,971.64	0.00	130,971.64	0.00
Sale	08/30/2022	89114QCB2	1,270,000.00	Toronto Dominion Bank Note 3.25% Due 3/11/2024	99.060	3.89%	1,258,062.00	19,376.32	1,277,438.32	-28,016.20
Subtotal			6,738,302.86				6,718,065.10	57,675.70	6,775,740.80	-56,865.96
Paydown	08/15/2022	02582JIT8	0.00	American Express Credit Trust 2022-2 A 3.39% Due 5/17/2027	100.000		0.00	7,811.13	7,811.13	0.00

City of Corona Consolidated

Transaction Ledger



Account #10003

As of August 31, 2022

Transaction Type	Settlement Date	CUSIP	Quantity	Security Description	Price	Acq/Disp Yield	Amount	Interest Pur/Sold	Total Amount	Gain/Loss
DISPOSITIONS										
Paydown	08/15/2022	43813DAC2	49,084.07	Honda Auto Receivables 2020-2 A3 0.82% Due 7/15/2024	100.000		49,084.07	361.96	49,446.03	3.86
Paydown	08/15/2022	43815BAC4	0.00	Honda Auto Receivables Trust 2022-1 A3 1.88% Due 5/15/2026	100.000		0.00	2,585.00	2,585.00	0.00
Paydown	08/15/2022	43815NAC8	88,951.89	Honda Auto Receivables Trust 2019-3 A3 1.78% Due 8/15/2023	100.000		88,951.89	467.38	89,419.27	0.74
Paydown	08/15/2022	44891RAC4	101,165.57	Hyundai Auto Receivables Trust 2020-C A3 0.38% Due 5/15/2025	100.000		101,165.57	478.01	101,643.58	23.30
Paydown	08/15/2022	44891VAC5	0.00	Hyundai Auto Lease Trust 2021-B A3 0.33% Due 6/17/2024	100.000		0.00	522.50	522.50	0.00
Paydown	08/15/2022	44891WAC3	0.00	Hyundai Auto Lease Trust 2022-A A3 1.16% Due 1/15/2025	100.000		0.00	1,164.83	1,164.83	0.00
Paydown	08/15/2022	448977AD0	0.00	Hyundai Auto Receivables Trust 2022-A A3 2.22% Due 10/15/2026	100.000		0.00	2,497.50	2,497.50	0.00
Paydown	08/15/2022	44933LAC7	0.00	Hyundai Auto Receivables Trust 2021-A A3 0.38% Due 9/15/2025	100.000		0.00	424.33	424.33	0.00
Paydown	08/15/2022	44935FAD6	0.00	Hyundai Auto Receivables Trust 2021-C A3 0.74% Due 5/15/2026	100.000		0.00	450.17	450.17	0.00
Paydown	08/15/2022	477870AC3	30,870.74	John Deere Owner Trust 2019-B A3 2.21% Due 12/15/2023	100.000		30,870.74	198.75	31,069.49	6.55
Paydown	08/15/2022	47787JAC2	0.00	John Deere Owner Trust 2022-A A3 2.32% Due 9/16/2026	100.000		0.00	1,952.67	1,952.67	0.00
Paydown	08/15/2022	47787NAC3	34,596.84	John Deere Owner Trust 2020-B A3 0.51% Due 11/15/2024	100.000		34,596.84	183.84	34,780.68	5.27
Paydown	08/15/2022	47789KAC7	121,748.88	John Deere Owner Trust 2020-A A3 1.1% Due 8/15/2024	100.000		121,748.88	872.09	122,620.97	-262.39
Paydown	08/15/2022	47789QAC4	0.00	John Deere Owner Trust 2021-B A3 0.52% Due 3/16/2026	100.000		0.00	559.00	559.00	0.00

City of Corona Consolidated

Transaction Ledger



Account #10003

As of August 31, 2022

Transaction Type	Settlement Date	CUSIP	Quantity	Security Description	Price	Acq/Disp Yield	Amount	Interest Pur/Sold	Total Amount	Gain/Loss
DISPOSITIONS										
Paydown	08/15/2022	58769EAC2	86,185.55	Mercedes-Benz Auto Lease Trust 2020-B A3 0.4% Due 11/15/2023	100.000		86,185.55	226.13	86,411.68	4.37
Paydown	08/15/2022	65479JAD5	82,875.25	Nissan Auto Receivables Owner 2019-C A3 1.93% Due 7/15/2024	100.000		82,875.25	1,047.57	83,922.82	4.38
Paydown	08/15/2022	89236XAC0	74,481.09	Toyota Auto Receivables 2020-D A3 0.35% Due 1/15/2025	100.000		74,481.09	283.47	74,764.56	13.88
Paydown	08/15/2022	89238JAC9	0.00	Toyota Auto Receivables Trust 2021-D A3 0.71% Due 4/15/2026	100.000		0.00	565.04	565.04	0.00
Paydown	08/15/2022	89240BAC2	162,767.29	Toyota Auto Receivables Owners 2021-A A3 0.26% Due 5/15/2025	100.000		162,767.29	589.18	163,356.47	30.21
Paydown	08/16/2022	362554AC1	0.00	GM Financial Securitized Term 2021-4 A3 0.68% Due 9/16/2026	100.000		0.00	442.00	442.00	0.00
Paydown	08/16/2022	380146AC4	0.00	GM Financial Auto Receivables 2022-1 A3 1.26% Due 11/16/2026	100.000		0.00	693.00	693.00	0.00
Paydown	08/18/2022	43813KAC6	95,080.62	Honda Auto Receivables Trust 2020-3 A3 0.37% Due 10/18/2024	100.000		95,080.62	388.55	95,469.17	13.97
Paydown	08/22/2022	36262XAC8	0.00	GM Financial Auto Lease Trust 2021-3 A2 0.39% Due 10/21/2024	100.000		0.00	697.13	697.13	0.00
Paydown	08/22/2022	36265MAC9	0.00	GM Financial Auto Lease Trust 2022-1 A3 1.9% Due 3/20/2025	100.000		0.00	3,332.92	3,332.92	0.00
Paydown	08/22/2022	43813GAC5	49,314.01	Honda Auto Receivables Trust 2021-1 A3 0.27% Due 4/21/2025	100.000		49,314.01	173.25	49,487.26	0.90
Paydown	08/22/2022	43815GAC3	0.00	Honda Auto Receivables Trust 2021-4 A3 0.88% Due 1/21/2026	100.000		0.00	751.67	751.67	0.00

City of Corona Consolidated

Transaction Ledger



Account #10003

As of August 31, 2022

Transaction Type	Settlement Date	CUSIP	Quantity	Security Description	Price	Acq/Disp Yield	Amount	Interest Pur/Sold	Total Amount	Gain/Loss
DISPOSITIONS										
Paydown	08/22/2022	89238LAC4	0.00	Toyota Lease Owner Trust 2022-A A3 1.96% Due 2/20/2025	100.000		0.00	4,189.50	4,189.50	0.00
Paydown	08/22/2022	92290BAA9	0.00	Verizon Owner Trust 2020-B A 0.47% Due 2/20/2025	100.000		0.00	885.17	885.17	0.00
Paydown	08/22/2022	92348AAA3	78,058.62	Verizon Owner Trust 2019-C A1A 1.94% Due 4/22/2024	100.000		78,058.62	624.65	78,683.27	6.02
Paydown	08/25/2022	05601XAC3	0.00	BMW Vehicle Lease Trust 2022-1 A3 1.1% Due 3/25/2025	100.000		0.00	916.67	916.67	0.00
Paydown	08/25/2022	05602RAD3	0.00	BMW Vehicle Owner Trust 2022-A A3 3.21% Due 8/25/2026	100.000		0.00	2,848.88	2,848.88	0.00
Paydown	08/25/2022	09690AAC7	0.00	BMW Vehicle Lease Trust 2021-2 A3 0.33% Due 12/26/2024	100.000		0.00	261.25	261.25	0.00
Paydown	08/25/2022	3137B4WB8	0.00	FHLMC K033 A2Due 7/25/2023	100.000		0.00	8,542.50	8,542.50	0.00
Paydown	08/25/2022	3137B5JM6	0.00	FHLMC K034 A2 3.531% Due 7/25/2023	100.000		0.00	11,328.63	11,328.63	0.00
Paydown	08/25/2022	3137B7MZ9	0.00	FHLMC K036 A2Due 10/25/2023	100.000		0.00	11,021.88	11,021.88	0.00
Paydown	08/25/2022	3137BM6P6	46,253.64	FHLMC K721 A2Due 8/25/2022	100.000		46,253.64	89.94	46,343.58	-1,624.37
Paydown	08/25/2022	3137BSP72	0.00	FHLMC K058 A2 2.653% Due 8/25/2026	100.000		0.00	3,316.25	3,316.25	0.00
Paydown	08/25/2022	3137BSRE5	0.00	FHLMC K059 A2 3.12% Due 9/25/2026	100.000		0.00	7,800.00	7,800.00	0.00
Paydown	08/25/2022	3137BYPQ7	102,895.36	FHLMC K726 A2 2.905% Due 4/25/2024	100.000		102,895.36	7,767.34	110,662.70	-735.54
Subtotal			1,204,329.42				1,204,329.42	89,311.73	1,293,641.15	-2,508.85
Security Withdrawal	08/03/2022	90LAIF\$00	300,000.00	Local Agency Investment Fund State Pool	1.000		300,000.00	0.00	300,000.00	0.00
Security Withdrawal	08/04/2022	90LAIF\$00	1,600,000.00	Local Agency Investment Fund State Pool	1.000		1,600,000.00	0.00	1,600,000.00	0.00
Security Withdrawal	08/04/2022	90LAIF\$00	2,000,000.00	Local Agency Investment Fund State Pool	1.000		2,000,000.00	0.00	2,000,000.00	0.00

City of Corona Consolidated

Transaction Ledger



Account #10003

As of August 31, 2022

Transaction Type	Settlement Date	CUSIP	Quantity	Security Description	Price	Acq/Disp Yield	Amount	Interest Pur/Sold	Total Amount	Gain/Loss
DISPOSITIONS										
Security Withdrawal	08/10/2022	90LAIF\$00	1,000,000.00	Local Agency Investment Fund State Pool	1.000		1,000,000.00	0.00	1,000,000.00	0.00
Security Withdrawal	08/11/2022	90LAIF\$00	1,100,000.00	Local Agency Investment Fund State Pool	1.000		1,100,000.00	0.00	1,100,000.00	0.00
Security Withdrawal	08/17/2022	90LAIF\$00	700,000.00	Local Agency Investment Fund State Pool	1.000		700,000.00	0.00	700,000.00	0.00
Security Withdrawal	08/18/2022	90LAIF\$00	3,500,000.00	Local Agency Investment Fund State Pool	1.000		3,500,000.00	0.00	3,500,000.00	0.00
Security Withdrawal	08/18/2022	90LAIF\$00	2,800,000.00	Local Agency Investment Fund State Pool	1.000		2,800,000.00	0.00	2,800,000.00	0.00
Security Withdrawal	08/24/2022	90LAIF\$00	1,200,000.00	Local Agency Investment Fund State Pool	1.000		1,200,000.00	0.00	1,200,000.00	0.00
Security Withdrawal	08/25/2022	90LAIF\$00	1,000,000.00	Local Agency Investment Fund State Pool	1.000		1,000,000.00	0.00	1,000,000.00	0.00
Security Withdrawal	08/25/2022	90LAIF\$00	1,600,000.00	Local Agency Investment Fund State Pool	1.000		1,600,000.00	0.00	1,600,000.00	0.00
Security Withdrawal	08/31/2022	90LAIF\$00	1,300,000.00	Local Agency Investment Fund State Pool	1.000		1,300,000.00	0.00	1,300,000.00	0.00
Security Withdrawal	08/31/2022	90LAIF\$00	800,000.00	Local Agency Investment Fund State Pool	1.000		800,000.00	0.00	800,000.00	0.00
Subtotal			18,900,000.00				18,900,000.00	0.00	18,900,000.00	0.00
TOTAL DISPOSITIONS			26,842,632.28				26,822,394.52	146,987.43	26,969,381.95	-59,374.81
OTHER TRANSACTIONS										
Interest	08/12/2022	3137EAEPO	6,575,000.00	FHLMC Note 1.5% Due 2/12/2025	0.000		49,312.50	0.00	49,312.50	0.00
Interest	08/15/2022	69371RQ25	715,000.00	Paccar Financial Corp Note 2.15% Due 8/15/2024	0.000		7,686.25	0.00	7,686.25	0.00
Interest	08/15/2022	912828B66	5,000,000.00	US Treasury Note 2.75% Due 2/15/2024	0.000		68,750.00	0.00	68,750.00	0.00

City of Corona Consolidated

Transaction Ledger



Account #10003

As of August 31, 2022

Transaction Type	Settlement Date	CUSIP	Quantity	Security Description	Price	Acq/Disp Yield	Amount	Interest Pur/Sold	Total Amount	Gain/Loss
OTHER TRANSACTIONS										
Interest	08/15/2022	912828D56	5,000,000.00	US Treasury Note 2.375% Due 8/15/2024	0.000		59,375.00	0.00	59,375.00	0.00
Interest	08/25/2022	3135G05X7	6,285,000.00	FNMA Note 0.375% Due 8/25/2025	0.000		11,784.38	0.00	11,784.38	0.00
Interest	08/31/2022	912828ZC7	7,000,000.00	US Treasury Note 1.125% Due 2/28/2025	0.000		39,375.00	0.00	39,375.00	0.00
Interest	08/31/2022	91282CCW9	1,570,000.00	US Treasury Note 0.75% Due 8/31/2026	0.000		5,887.50	0.00	5,887.50	0.00
Subtotal			32,145,000.00				242,170.63	0.00	242,170.63	0.00
Dividend	08/02/2022	60934N807	1,689,566.01	Federated Investors Govt Oblig Fund Inst.	0.000		1,481.49	0.00	1,481.49	0.00
Subtotal			1,689,566.01				1,481.49	0.00	1,481.49	0.00
TOTAL OTHER TRANSACTIONS			33,834,566.01				243,652.12	0.00	243,652.12	0.00

City of Corona Consolidated

Account #10003

Income Earned

As of August 31, 2022



CUSIP	Security Description	Trade Date Settle Date Units	Book Value: Begin Book Value: Acq Book Value: Disp Book Value: End	Prior Accrued Inc. Received Ending Accrued Total Interest	Accr. Of Discount Amort. Of Premium Net Accret/Amort Income Earned	Total Income
FIXED INCOME						
023135BX3	Amazon.com Inc Callable Note Cont 4/12/2026 1% Due 05/12/2026	05/10/2021 05/12/2021 4,865,000.00	4,843,983.20 0.00 0.00 4,843,983.20	10,675.97 0.00 14,730.14 4,054.17	0.00 0.00 0.00 4,054.17	4,054.17
02582JIT8	American Express Credit Trust 2022-2 A 3.39% Due 05/17/2027	05/17/2022 05/24/2022 2,765,000.00	2,764,388.38 0.00 0.00 2,764,388.38	4,165.93 7,811.13 4,165.93 7,811.13	0.00 0.00 0.00 7,811.13	7,811.13
05601XAC3	BMW Vehicle Lease Trust 2022-1 A3 1.1% Due 03/25/2025	01/11/2022 01/19/2022 1,000,000.00	999,850.50 0.00 0.00 999,850.50	183.33 916.67 183.33 916.67	0.00 0.00 0.00 916.67	916.67
05602RAD3	BMW Vehicle Owner Trust 2022-A A3 3.21% Due 08/25/2026	05/10/2022 05/18/2022 1,065,000.00	1,064,944.62 0.00 0.00 1,064,944.62	569.78 2,848.88 569.78 2,848.88	0.00 0.00 0.00 2,848.88	2,848.88
06051GHF9	Bank of America Corp Callable Note 1X 3/5/2023 Due 03/05/2024	Various Various 0.00	2,570,550.00 0.00 2,570,550.00 0.00	36,712.92 38,299.38 0.00 1,586.46	0.00 0.00 0.00 1,586.46	1,586.46
06051GHT9	Bank of America Corp Callable Note 1X 4/23/2026 3.559% Due 04/23/2027	Various Various 3,000,000.00	0.00 2,906,255.64 0.00 2,906,255.64	0.00 (30,930.48) 37,962.67 7,032.19	0.00 0.00 0.00 7,032.19	7,032.19
06051GJD2	Bank of America Corp Callable Note Cont 6/19/2025 1.319% Due 06/19/2026	Various Various 3,000,000.00	3,007,920.00 0.00 0.00 3,007,920.00	4,616.50 0.00 7,914.00 3,297.50	0.00 0.00 0.00 3,297.50	3,297.50
06367TQW3	Bank of Montreal Note 0.625% Due 07/09/2024	02/09/2022 02/11/2022 1,500,000.00	1,455,540.00 0.00 0.00 1,455,540.00	572.92 0.00 1,354.17 781.25	0.00 0.00 0.00 781.25	781.25
06367WB85	Bank of Montreal Note 1.85% Due 05/01/2025	07/23/2021 07/27/2021 2,761,000.00	2,862,660.02 0.00 0.00 2,862,660.02	12,769.63 0.00 17,026.17 4,256.54	0.00 0.00 0.00 4,256.54	4,256.54

City of Corona Consolidated

Account #10003

Income Earned

As of August 31, 2022



CUSIP	Security Description	Trade Date Settle Date Units	Book Value: Begin Book Value: Acq Book Value: Disp Book Value: End	Prior Accrued Inc. Received Ending Accrued Total Interest	Accr. Of Discount Amort. Of Premium Net Accret/Amort Income Earned	Total Income
09690AAC7	BMW Vehicle Lease Trust 2021-2 A3 0.33% Due 12/26/2024	09/08/2021 09/15/2021 950,000.00	949,901.96 0.00 0.00 949,901.96	52.25 261.25 52.25 261.25	0.00 0.00 0.00 261.25	261.25
13063DRK6	California State Taxable GO 2.4% Due 10/01/2024	10/16/2019 10/24/2019 3,385,000.00	3,462,753.45 0.00 0.00 3,462,753.45	27,080.00 0.00 33,850.00 6,770.00	0.00 0.00 0.00 6,770.00	6,770.00
14913Q3B3	Caterpillar Finl Service Note 2.15% Due 11/08/2024	Various Various 2,593,000.00	2,624,484.21 0.00 0.00 2,624,484.21	12,853.36 0.00 17,499.15 4,645.79	0.00 0.00 0.00 4,645.79	4,645.79
14913R2V8	Caterpillar Financial Service Note 3.4% Due 05/13/2025	05/10/2022 05/13/2022 1,460,000.00	1,458,145.80 0.00 0.00 1,458,145.80	10,755.33 0.00 14,892.00 4,136.67	0.00 0.00 0.00 4,136.67	4,136.67
22160KAM7	Costco Wholesale Corp Callable Note Cont 2/18/2027 3% Due 05/18/2027	07/15/2022 07/19/2022 2,500,000.00	2,441,975.00 0.00 0.00 2,441,975.00	15,208.33 0.00 21,458.33 6,250.00	0.00 0.00 0.00 6,250.00	6,250.00
24422EVN6	John Deere Capital Corp Note 0.45% Due 01/17/2024	03/01/2021 03/04/2021 2,140,000.00	2,138,480.60 0.00 0.00 2,138,480.60	374.50 0.00 1,177.00 802.50	0.00 0.00 0.00 802.50	802.50
3130A0XE5	FHLB Note 3.25% Due 03/08/2024	03/28/2019 03/29/2019 1,000,000.00	1,045,410.00 0.00 0.00 1,045,410.00	12,909.72 0.00 15,618.06 2,708.34	0.00 0.00 0.00 2,708.34	2,708.34
3130A1XJ2	FHLB Note 2.875% Due 06/14/2024	Various Various 5,500,000.00	5,740,000.40 0.00 0.00 5,740,000.40	20,644.10 0.00 33,821.18 13,177.08	0.00 0.00 0.00 13,177.08	13,177.08
3130A2UW4	FHLB Note 2.875% Due 09/13/2024	09/13/2019 09/16/2019 4,000,000.00	4,206,760.00 0.00 0.00 4,206,760.00	44,083.33 0.00 53,666.67 9,583.34	0.00 0.00 0.00 9,583.34	9,583.34

City of Corona Consolidated

Income Earned



Account #10003

As of August 31, 2022

CUSIP	Security Description	Trade Date Settle Date Units	Book Value: Begin Book Value: Acq Book Value: Disp Book Value: End	Prior Accrued Inc. Received Ending Accrued Total Interest	Accr. Of Discount Amort. Of Premium Net Accret/Amort Income Earned	Total Income
3130AB3H7	FHLB Note 2.375% Due 03/08/2024	04/29/2019 04/30/2019 4,000,000.00	4,000,280.00 0.00 0.00 4,000,280.00	37,736.11 0.00 45,652.78 7,916.67	0.00 0.00 0.00 7,916.67	7,916.67
3130AQF40	FHLB Note 1% Due 12/20/2024	12/21/2021 12/22/2021 4,300,000.00	4,297,205.00 0.00 0.00 4,297,205.00	4,897.22 0.00 8,480.56 3,583.34	0.00 0.00 0.00 3,583.34	3,583.34
3135G03U5	FNMA Note 0.625% Due 04/22/2025	04/22/2020 04/24/2020 5,270,000.00	5,259,143.80 0.00 0.00 5,259,143.80	9,057.81 0.00 11,802.60 2,744.79	0.00 0.00 0.00 2,744.79	2,744.79
3135G04Z3	FNMA Note 0.5% Due 06/17/2025	Various Various 6,200,000.00	6,196,731.90 0.00 0.00 6,196,731.90	3,788.89 0.00 6,372.22 2,583.33	0.00 0.00 0.00 2,583.33	2,583.33
3135G05X7	FNMA Note 0.375% Due 08/25/2025	Various Various 6,285,000.00	6,260,439.20 0.00 0.00 6,260,439.20	10,213.13 11,784.38 392.81 1,964.06	0.00 0.00 0.00 1,964.06	1,964.06
3135G06G3	FNMA Note 0.5% Due 11/07/2025	Various Various 6,300,000.00	6,279,895.00 0.00 0.00 6,279,895.00	7,350.00 0.00 9,975.00 2,625.00	0.00 0.00 0.00 2,625.00	2,625.00
3135G0W66	FNMA Note 1.625% Due 10/15/2024	Various Various 3,500,000.00	3,564,275.00 0.00 0.00 3,564,275.00	16,746.52 0.00 21,486.11 4,739.59	0.00 0.00 0.00 4,739.59	4,739.59
3135G0X24	FNMA Note 1.625% Due 01/07/2025	Various Various 4,220,000.00	4,282,878.20 0.00 0.00 4,282,878.20	4,571.67 0.00 10,286.25 5,714.58	0.00 0.00 0.00 5,714.58	5,714.58
3137B4WB8	FHLMC K033 A2 3.06% Due 07/25/2023	07/23/2019 07/26/2019 3,350,000.00	3,458,875.00 0.00 0.00 3,458,875.00	1,708.50 8,542.50 1,708.50 8,542.50	0.00 0.00 0.00 8,542.50	8,542.50

City of Corona Consolidated

Income Earned



Account #10003

As of August 31, 2022

CUSIP	Security Description	Trade Date Settle Date Units	Book Value: Begin Book Value: Acq Book Value: Disp Book Value: End	Prior Accrued Inc. Received Ending Accrued Total Interest	Accr. Of Discount Amort. Of Premium Net Accret/Amort Income Earned	Total Income
3137B5JM6	FHLMC K034 A2 3.531% Due 07/25/2023	08/28/2018 08/31/2018 3,850,000.00	3,931,662.11 0.00 0.00 3,931,662.11	11,328.63 11,328.63 11,328.63 11,328.63	0.00 0.00 0.00 11,328.63	11,328.63
3137B7MZ9	FHLMC K036 A2 3.527% Due 10/25/2023	Various Various 3,750,000.00	3,837,910.16 0.00 0.00 3,837,910.16	2,204.38 11,021.88 2,204.38 11,021.88	0.00 0.00 0.00 11,021.88	11,021.88
3137BM6P6	FHLMC K721 A2 Due 08/25/2022	Various Various 0.00	47,878.01 0.00 47,878.01 0.00	119.10 89.94 0.00 (29.16)	0.00 0.00 0.00 (29.16)	(29.16)
3137BSP72	FHLMC K058 A2 2.653% Due 08/25/2026	11/12/2021 11/17/2021 1,500,000.00	1,586,425.78 0.00 0.00 1,586,425.78	3,316.25 3,316.25 3,316.25 3,316.25	0.00 0.00 0.00 3,316.25	3,316.25
3137BSRE5	FHLMC K059 A2 3.12% Due 09/25/2026	02/18/2022 02/24/2022 3,000,000.00	3,128,437.50 0.00 0.00 3,128,437.50	7,800.00 7,800.00 7,800.00 7,800.00	0.00 0.00 0.00 7,800.00	7,800.00
3137BYPQ7	FHLMC K726 A2 2.905% Due 04/25/2024	04/22/2019 04/25/2019 2,876,143.32	3,000,334.16 0.00 103,630.90 2,896,703.26	7,211.76 7,767.34 6,962.66 7,518.24	0.00 0.00 0.00 7,518.24	7,518.24
3137EAEPO	FHLMC Note 1.5% Due 02/12/2025	02/13/2020 02/14/2020 6,575,000.00	6,569,937.25 0.00 0.00 6,569,937.25	46,298.96 49,312.50 5,205.21 8,218.75	0.00 0.00 0.00 8,218.75	8,218.75
3137EAEU9	FHLMC Note 0.375% Due 07/21/2025	Various Various 6,300,000.00	6,277,899.60 0.00 0.00 6,277,899.60	656.25 0.00 2,625.00 1,968.75	0.00 0.00 0.00 1,968.75	1,968.75
3137EAEX3	FHLMC Note 0.375% Due 09/23/2025	Various Various 6,295,000.00	6,276,346.05 0.00 0.00 6,276,346.05	8,393.34 0.00 10,360.52 1,967.18	0.00 0.00 0.00 1,967.18	1,967.18

City of Corona Consolidated

Account #10003

Income Earned

As of August 31, 2022



CUSIP	Security Description	Trade Date Settle Date Units	Book Value: Begin Book Value: Acq Book Value: Disp Book Value: End	Prior Accrued Inc. Received Ending Accrued Total Interest	Accr. Of Discount Amort. Of Premium Net Accret/Amort Income Earned	Total Income
362554AC1	GM Financial Securitized Term 2021-4 A3 0.68% Due 09/16/2026	10/13/2021 10/21/2021 780,000.00	779,980.11 0.00 0.00 779,980.11	221.00 442.00 221.00 442.00	0.00 0.00 0.00 442.00	442.00
36262XAC8	GM Financial Auto Lease Trust 2021-3 A2 0.39% Due 10/21/2024	08/10/2021 08/18/2021 2,145,000.00	2,144,970.83 0.00 0.00 2,144,970.83	255.61 697.13 255.61 697.13	0.00 0.00 0.00 697.13	697.13
36265MAC9	GM Financial Auto Lease Trust 2022-1 A3 1.9% Due 03/20/2025	02/15/2022 02/23/2022 2,105,000.00	2,104,981.90 0.00 0.00 2,104,981.90	1,222.07 3,332.92 1,222.07 3,332.92	0.00 0.00 0.00 3,332.92	3,332.92
380146AC4	GM Financial Auto Receivables 2022-1 A3 1.26% Due 11/16/2026	01/11/2022 01/19/2022 660,000.00	659,942.65 0.00 0.00 659,942.65	346.50 693.00 346.50 693.00	0.00 0.00 0.00 693.00	693.00
40139LBC6	Guardian Life Glob Fun Note 0.875% Due 12/10/2025	Various Various 3,000,000.00	2,969,700.00 0.00 0.00 2,969,700.00	3,718.76 0.00 5,906.26 2,187.50	0.00 0.00 0.00 2,187.50	2,187.50
43813DAC2	Honda Auto Receivables 2020-2 A3 0.82% Due 07/15/2024	05/18/2020 05/27/2020 480,609.93	529,652.31 0.00 49,080.21 480,572.10	193.04 361.96 175.16 344.08	0.00 0.00 0.00 344.08	344.08
43813GAC5	Honda Auto Receivables Trust 2021-1 A3 0.27% Due 04/21/2025	02/17/2021 02/24/2021 720,685.99	769,985.91 0.00 49,313.11 720,672.80	57.75 173.25 54.05 169.55	0.00 0.00 0.00 169.55	169.55
43813KAC6	Honda Auto Receivables Trust 2020-3 A3 0.37% Due 10/18/2024	09/22/2020 09/29/2020 1,165,072.88	1,259,968.38 0.00 95,066.65 1,164,901.73	168.37 388.55 155.67 375.85	0.00 0.00 0.00 375.85	375.85
43815BAC4	Honda Auto Receivables Trust 2022-1 A3 1.88% Due 05/15/2026	02/15/2022 02/23/2022 1,650,000.00	1,649,751.84 0.00 0.00 1,649,751.84	1,378.67 2,585.00 1,378.67 2,585.00	0.00 0.00 0.00 2,585.00	2,585.00

City of Corona Consolidated

Income Earned



Account #10003

As of August 31, 2022

CUSIP	Security Description	Trade Date Settle Date Units	Book Value: Begin Book Value: Acq Book Value: Disp Book Value: End	Prior Accrued Inc. Received Ending Accrued Total Interest	Accr. Of Discount Amort. Of Premium Net Accret/Amort Income Earned	Total Income
43815GAC3	Honda Auto Receivables Trust 2021-4 A3 0.88% Due 01/21/2026	11/16/2021 11/24/2021 1,025,000.00	1,024,783.93 0.00 0.00 1,024,783.93	250.56 751.67 250.56 751.67	0.00 0.00 0.00 751.67	751.67
43815NAC8	Honda Auto Receivables Trust 2019-3 A3 1.78% Due 08/15/2023	08/20/2019 08/27/2019 226,132.90	315,082.18 0.00 88,951.15 226,131.03	249.27 467.38 178.90 397.01	0.00 0.00 0.00 397.01	397.01
44891RAC4	Hyundai Auto Receivables Trust 2020-C A3 0.38% Due 05/15/2025	10/20/2020 10/28/2020 1,408,338.43	1,509,156.36 0.00 101,142.27 1,408,014.09	254.94 478.01 237.85 460.92	0.00 0.00 0.00 460.92	460.92
44891VAC5	Hyundai Auto Lease Trust 2021-B A3 0.33% Due 06/17/2024	06/08/2021 06/16/2021 1,900,000.00	1,899,715.00 0.00 0.00 1,899,715.00	278.67 522.50 278.67 522.50	0.00 0.00 0.00 522.50	522.50
44891WAC3	Hyundai Auto Lease Trust 2022-A A3 1.16% Due 01/15/2025	01/11/2022 01/19/2022 1,205,000.00	1,204,973.37 0.00 0.00 1,204,973.37	621.24 1,164.83 621.24 1,164.83	0.00 0.00 0.00 1,164.83	1,164.83
448977AD0	Hyundai Auto Receivables Trust 2022-A A3 2.22% Due 10/15/2026	03/09/2022 03/16/2022 1,350,000.00	1,349,948.03 0.00 0.00 1,349,948.03	1,332.00 2,497.50 1,332.00 2,497.50	0.00 0.00 0.00 2,497.50	2,497.50
44933LAC7	Hyundai Auto Receivables Trust 2021-A A3 0.38% Due 09/15/2025	04/20/2021 04/28/2021 1,340,000.00	1,339,859.03 0.00 0.00 1,339,859.03	226.31 424.33 226.31 424.33	0.00 0.00 0.00 424.33	424.33
44935FAD6	Hyundai Auto Receivables Trust 2021-C A3 0.74% Due 05/15/2026	11/09/2021 11/17/2021 730,000.00	729,837.06 0.00 0.00 729,837.06	240.09 450.17 240.09 450.17	0.00 0.00 0.00 450.17	450.17
4581X0DV7	Inter-American Dev Bank Note 0.875% Due 04/20/2026	04/13/2021 04/20/2021 6,390,000.00	6,360,733.80 0.00 0.00 6,360,733.80	15,686.56 0.00 20,345.94 4,659.38	0.00 0.00 0.00 4,659.38	4,659.38

City of Corona Consolidated

Account #10003

Income Earned

As of August 31, 2022



CUSIP	Security Description	Trade Date Settle Date Units	Book Value: Begin Book Value: Acq Book Value: Disp Book Value: End	Prior Accrued Inc. Received Ending Accrued Total Interest	Accr. Of Discount Amort. Of Premium Net Accret/Amort Income Earned	Total Income
459058JL8	Intl. Bank Recon & Development Note 0.5% Due 10/28/2025	Various Various 6,300,000.00	6,272,360.85 0.00 0.00 6,272,360.85	8,137.51 0.00 10,762.50 2,624.99	0.00 0.00 0.00 2,624.99	2,624.99
46647PBK1	JP Morgan Chase & Co Callable Note Cont 4/22/2025 2.083% Due 04/22/2026	05/20/2021 05/24/2021 1,000,000.00	1,037,330.00 0.00 0.00 1,037,330.00	5,728.25 0.00 7,464.08 1,735.83	0.00 0.00 0.00 1,735.83	1,735.83
46647PCH7	JP Morgan Chase & Co Callable Note Cont 6/1/2024 0.824% Due 06/01/2025	05/24/2021 06/01/2021 3,295,000.00	3,299,268.65 0.00 0.00 3,299,268.65	4,525.13 0.00 6,787.70 2,262.57	0.00 0.00 0.00 2,262.57	2,262.57
46647PCK0	JP Morgan Chase & Co Callable Note Cont 6/23/2024 0.969% Due 06/23/2025	Various Various 1,565,000.00	1,565,968.20 0.00 0.00 1,565,968.20	1,600.73 0.00 2,864.47 1,263.74	0.00 0.00 0.00 1,263.74	1,263.74
477870AC3	John Deere Owner Trust 2019-B A3 2.21% Due 12/15/2023	07/16/2019 07/24/2019 77,045.42	107,893.26 0.00 30,864.19 77,029.07	106.00 198.75 75.68 168.43	0.00 0.00 0.00 168.43	168.43
47787JAC2	John Deere Owner Trust 2022-A A3 2.32% Due 09/16/2026	03/10/2022 03/16/2022 1,010,000.00	1,009,776.59 0.00 0.00 1,009,776.59	1,041.42 1,952.67 1,041.42 1,952.67	0.00 0.00 0.00 1,952.67	1,952.67
47787NAC3	John Deere Owner Trust 2020-B A3 0.51% Due 11/15/2024	07/14/2020 07/22/2020 397,973.73	432,504.65 0.00 34,591.57 397,913.08	98.05 183.84 90.21 176.00	0.00 0.00 0.00 176.00	176.00
47789KAC7	John Deere Owner Trust 2020-A A3 1.1% Due 08/15/2024	Various Various 829,627.90	953,427.11 0.00 122,011.27 831,415.84	465.12 872.09 405.59 812.56	0.00 0.00 0.00 812.56	812.56
47789QAC4	John Deere Owner Trust 2021-B A3 0.52% Due 03/16/2026	07/13/2021 07/21/2021 1,290,000.00	1,289,884.93 0.00 0.00 1,289,884.93	298.13 559.00 298.13 559.00	0.00 0.00 0.00 559.00	559.00

City of Corona Consolidated

Account #10003

Income Earned

As of August 31, 2022



CUSIP	Security Description	Trade Date Settle Date Units	Book Value: Begin Book Value: Acq Book Value: Disp Book Value: End	Prior Accrued Inc. Received Ending Accrued Total Interest	Accr. Of Discount Amort. Of Premium Net Accret/Amort Income Earned	Total Income
57629WDE7	Mass Mutual Global funding Note 1.2% Due 07/16/2026	08/10/2021 08/12/2021 2,272,000.00	2,271,369.92 0.00 0.00 2,271,369.92	1,136.00 0.00 3,408.00 2,272.00	0.00 0.00 0.00 2,272.00	2,272.00
58769EAC2	Mercedes-Benz Auto Lease Trust 2020-B A3 0.4% Due 11/15/2023	09/15/2020 09/23/2020 592,211.02	678,362.17 0.00 86,181.18 592,180.99	120.60 226.13 105.28 210.81	0.00 0.00 0.00 210.81	210.81
58989V2D5	Met Tower Global Funding Note 1.25% Due 09/14/2026	09/07/2021 09/14/2021 1,715,000.00	1,713,422.20 0.00 0.00 1,713,422.20	8,158.16 0.00 9,944.62 1,786.46	0.00 0.00 0.00 1,786.46	1,786.46
59217GER6	Metlife Note 1.875% Due 01/11/2027	01/03/2022 01/11/2022 2,485,000.00	2,482,167.10 0.00 0.00 2,482,167.10	2,588.54 0.00 6,471.35 3,882.81	0.00 0.00 0.00 3,882.81	3,882.81
6174468Q5	Morgan Stanley Callable Note Cont 4/28/2025 2.188% Due 04/28/2026	05/18/2022 05/20/2022 1,600,000.00	1,511,376.00 0.00 0.00 1,511,376.00	9,043.73 0.00 11,961.07 2,917.34	0.00 0.00 0.00 2,917.34	2,917.34
63743HFE7	National Rural Utilities Note 3.45% Due 06/15/2025	04/27/2022 05/04/2022 940,000.00	939,746.20 0.00 0.00 939,746.20	7,837.25 0.00 10,539.75 2,702.50	0.00 0.00 0.00 2,702.50	2,702.50
64952WEK5	New York Life Global Note 1.45% Due 01/14/2025	01/11/2022 01/14/2022 3,745,000.00	3,740,955.40 0.00 0.00 3,740,955.40	2,564.28 0.00 7,089.49 4,525.21	0.00 0.00 0.00 4,525.21	4,525.21
65479JAD5	Nissan Auto Receivables Owner 2019-C A3 1.93% Due 07/15/2024	10/16/2019 10/23/2019 568,460.46	651,301.32 0.00 82,870.87 568,430.45	558.70 1,047.57 487.61 976.48	0.00 0.00 0.00 976.48	976.48
665859AW4	Northern Trust Company Callable Note Cont 4/10/2027 4% Due 05/10/2027	05/05/2022 05/10/2022 1,345,000.00	1,342,821.10 0.00 0.00 1,342,821.10	12,105.00 0.00 16,588.33 4,483.33	0.00 0.00 0.00 4,483.33	4,483.33

City of Corona Consolidated

Account #10003

Income Earned

As of August 31, 2022



CUSIP	Security Description	Trade Date Settle Date Units	Book Value: Begin Book Value: Acq Book Value: Disp Book Value: End	Prior Accrued Inc. Received Ending Accrued Total Interest	Accr. Of Discount Amort. Of Premium Net Accret/Amort Income Earned	Total Income
66815L2A6	Northwestern Mutual Gbl Note 0.8% Due 01/14/2026	12/06/2021 12/08/2021 1,870,000.00	1,820,388.90 0.00 0.00 1,820,388.90	706.44 0.00 1,953.11 1,246.67	0.00 0.00 0.00 1,246.67	1,246.67
66815L2J7	Northwestern Mutual Gbl Note 4% Due 07/01/2025	06/27/2022 07/01/2022 2,350,000.00	2,349,201.00 0.00 0.00 2,349,201.00	7,833.33 0.00 15,666.67 7,833.34	0.00 0.00 0.00 7,833.34	7,833.34
69371RQ25	Paccar Financial Corp Note 2.15% Due 08/15/2024	08/08/2019 08/15/2019 715,000.00	713,419.85 0.00 0.00 713,419.85	7,088.43 7,686.25 683.22 1,281.04	0.00 0.00 0.00 1,281.04	1,281.04
69371RR73	Paccar Financial Corp Note 2.85% Due 04/07/2025	03/31/2022 04/07/2022 2,970,000.00	2,969,227.80 0.00 0.00 2,969,227.80	26,804.25 0.00 33,858.00 7,053.75	0.00 0.00 0.00 7,053.75	7,053.75
74153WCQ0	Pricoa Global Funding Note 1.15% Due 12/06/2024	12/01/2021 12/08/2021 1,975,000.00	1,972,965.75 0.00 0.00 1,972,965.75	3,469.97 0.00 5,362.67 1,892.70	0.00 0.00 0.00 1,892.70	1,892.70
78015K7C2	Royal Bank of Canada Note 2.25% Due 11/01/2024	12/05/2019 12/09/2019 3,600,000.00	3,598,128.00 0.00 0.00 3,598,128.00	20,250.00 0.00 27,000.00 6,750.00	0.00 0.00 0.00 6,750.00	6,750.00
78016EZ59	Royal Bank of Canada Note 3.375% Due 04/14/2025	04/07/2022 04/14/2022 1,270,000.00	1,269,530.10 0.00 0.00 1,269,530.10	12,739.69 0.00 16,311.56 3,571.87	0.00 0.00 0.00 3,571.87	3,571.87
79466LAG9	Salesforce.com Inc Callable Note Cont 7/15/2022 0.625% Due 07/15/2024	Various Various 3,100,000.00	3,076,192.60 0.00 0.00 3,076,192.60	861.11 0.00 2,475.70 1,614.59	0.00 0.00 0.00 1,614.59	1,614.59
808513BN4	Charles Schwab Corp Callable Note Cont 2/18/2024 0.75% Due 03/18/2024	03/16/2021 03/18/2021 1,775,000.00	1,774,112.50 0.00 0.00 1,774,112.50	4,918.23 0.00 6,027.60 1,109.37	0.00 0.00 0.00 1,109.37	1,109.37

City of Corona Consolidated

Account #10003

Income Earned

As of August 31, 2022



CUSIP	Security Description	Trade Date Settle Date Units	Book Value: Begin Book Value: Acq Book Value: Disp Book Value: End	Prior Accrued Inc. Received Ending Accrued Total Interest	Accr. Of Discount Amort. Of Premium Net Accret/Amort Income Earned	Total Income
808513BY0	Charles Schwab Corp Callable Note Cont 2/3/2027 2.45% Due 03/03/2027	03/09/2022 03/11/2022 1,300,000.00	1,282,866.00 0.00 0.00 1,282,866.00	13,093.89 0.00 15,748.06 2,654.17	0.00 0.00 0.00 2,654.17	2,654.17
89114QCB2	Toronto Dominion Bank Note Due 03/11/2024	03/26/2019 03/28/2019 0.00	1,286,078.20 0.00 1,286,078.20 0.00	16,051.39 19,376.32 0.00 3,324.93	0.00 0.00 0.00 3,324.93	3,324.93
89114TZT2	Toronto-Dominion Bank Note 2.8% Due 03/10/2027	03/09/2022 03/11/2022 1,900,000.00	1,884,933.00 0.00 0.00 1,884,933.00	20,836.67 0.00 25,270.00 4,433.33	0.00 0.00 0.00 4,433.33	4,433.33
89115A2C5	Toronto-Dominion Bank Note 4.108% Due 06/08/2027	08/26/2022 08/30/2022 1,400,000.00	0.00 1,395,310.00 0.00 1,395,310.00	0.00 (13,099.96) 13,259.71 159.75	0.00 0.00 0.00 159.75	159.75
89236TJK2	Toyota Motor Credit Corp Note 1.125% Due 06/18/2026	06/15/2021 06/18/2021 3,325,000.00	3,323,537.00 0.00 0.00 3,323,537.00	4,467.97 0.00 7,585.16 3,117.19	0.00 0.00 0.00 3,117.19	3,117.19
89236TJT3	Toyota Motor Credit Corp Note 1.45% Due 01/13/2025	01/10/2022 01/13/2022 2,700,000.00	2,696,382.00 0.00 0.00 2,696,382.00	1,957.50 0.00 5,220.00 3,262.50	0.00 0.00 0.00 3,262.50	3,262.50
89236XAC0	Toyota Auto Receivables 2020-D A3 0.35% Due 01/15/2025	10/06/2020 10/13/2020 897,426.67	971,726.69 0.00 74,467.21 897,259.48	151.19 283.47 139.60 271.88	0.00 0.00 0.00 271.88	271.88
89238JAC9	Toyota Auto Receivables Trust 2021-D A3 0.71% Due 04/15/2026	11/09/2021 11/15/2021 955,000.00	954,979.66 0.00 0.00 954,979.66	301.36 565.04 301.36 565.04	0.00 0.00 0.00 565.04	565.04
89238LAC4	Toyota Lease Owner Trust 2022-A A3 1.96% Due 02/20/2025	02/23/2022 02/28/2022 2,565,000.00	2,564,596.27 0.00 0.00 2,564,596.27	1,536.15 4,189.50 1,536.15 4,189.50	0.00 0.00 0.00 4,189.50	4,189.50

City of Corona Consolidated

Account #10003

Income Earned

As of August 31, 2022



CUSIP	Security Description	Trade Date Settle Date Units	Book Value: Begin Book Value: Acq Book Value: Disp Book Value: End	Prior Accrued Inc. Received Ending Accrued Total Interest	Accr. Of Discount Amort. Of Premium Net Accret/Amort Income Earned	Total Income
89240BAC2	Toyota Auto Receivables Owners 2021-A A3 0.26% Due 05/15/2025	02/02/2021 02/08/2021 2,556,527.94	2,718,790.53 0.00 162,737.08 2,556,053.45	314.23 589.18 295.42 570.37	0.00 0.00 0.00 570.37	570.37
90331HPL1	US Bank NA Callable Note Cont 12/21/2024 2.05% Due 01/21/2025	01/16/2020 01/21/2020 4,145,000.00	4,136,171.15 0.00 0.00 4,136,171.15	2,360.35 0.00 9,441.39 7,081.04	0.00 0.00 0.00 7,081.04	7,081.04
9128283D0	US Treasury Note 2.25% Due 10/31/2024	11/07/2019 11/08/2019 4,000,000.00	4,090,468.75 0.00 0.00 4,090,468.75	22,744.57 0.00 30,326.09 7,581.52	0.00 0.00 0.00 7,581.52	7,581.52
912828B66	US Treasury Note 2.75% Due 02/15/2024	Various Various 5,000,000.00	5,121,796.88 0.00 0.00 5,121,796.88	63,432.32 68,750.00 6,351.90 11,669.58	0.00 0.00 0.00 11,669.58	11,669.58
912828D56	US Treasury Note 2.375% Due 08/15/2024	12/12/2019 12/13/2019 5,000,000.00	5,140,234.38 0.00 0.00 5,140,234.38	54,782.46 59,375.00 5,485.73 10,078.27	0.00 0.00 0.00 10,078.27	10,078.27
912828T91	US Treasury Note 1.625% Due 10/31/2023	05/29/2019 05/30/2019 1,050,000.00	1,031,091.80 0.00 0.00 1,031,091.80	4,311.99 0.00 5,749.32 1,437.33	0.00 0.00 0.00 1,437.33	1,437.33
912828V23	US Treasury Note 2.25% Due 12/31/2023	06/21/2019 06/24/2019 4,500,000.00	4,588,417.97 0.00 0.00 4,588,417.97	8,804.35 0.00 17,333.56 8,529.21	0.00 0.00 0.00 8,529.21	8,529.21
912828X70	US Treasury Note 2% Due 04/30/2024	Various Various 4,800,000.00	4,833,281.25 0.00 0.00 4,833,281.25	24,260.86 0.00 32,347.82 8,086.96	0.00 0.00 0.00 8,086.96	8,086.96
912828XX3	US Treasury Note 2% Due 06/30/2024	Various Various 4,900,000.00	4,942,253.91 0.00 0.00 4,942,253.91	8,521.74 0.00 16,777.17 8,255.43	0.00 0.00 0.00 8,255.43	8,255.43

City of Corona Consolidated

Income Earned



Account #10003

As of August 31, 2022

CUSIP	Security Description	Trade Date Settle Date Units	Book Value: Begin Book Value: Acq Book Value: Disp Book Value: End	Prior Accrued Inc. Received Ending Accrued Total Interest	Accr. Of Discount Amort. Of Premium Net Accret/Amort Income Earned	Total Income
912828ZC7	US Treasury Note 1.125% Due 02/28/2025	03/18/2020 03/19/2020 7,000,000.00	7,108,007.81 0.00 0.00 7,108,007.81	32,955.16 39,375.00 217.54 6,637.38	0.00 0.00 0.00 6,637.38	6,637.38
91282CAB7	US Treasury Note 0.25% Due 07/31/2025	03/12/2021 03/15/2021 6,000,000.00	5,879,062.50 0.00 0.00 5,879,062.50	40.76 0.00 1,304.35 1,263.59	0.00 0.00 0.00 1,263.59	1,263.59
91282CAM3	US Treasury Note 0.25% Due 09/30/2025	03/29/2021 03/30/2021 3,200,000.00	3,130,375.00 0.00 0.00 3,130,375.00	2,688.52 0.00 3,366.12 677.60	0.00 0.00 0.00 677.60	677.60
91282CAT8	US Treasury Note 0.25% Due 10/31/2025	02/19/2021 02/22/2021 6,000,000.00	5,923,125.00 0.00 0.00 5,923,125.00	3,790.76 0.00 5,054.35 1,263.59	0.00 0.00 0.00 1,263.59	1,263.59
91282CAZ4	US Treasury Note 0.375% Due 11/30/2025	03/26/2021 03/29/2021 3,800,000.00	3,731,867.19 0.00 0.00 3,731,867.19	2,413.93 0.00 3,620.90 1,206.97	0.00 0.00 0.00 1,206.97	1,206.97
91282CBR1	US Treasury Note 0.25% Due 03/15/2024	03/30/2021 03/31/2021 2,900,000.00	2,892,976.56 0.00 0.00 2,892,976.56	2,738.45 0.00 3,349.18 610.73	0.00 0.00 0.00 610.73	610.73
91282CCW9	US Treasury Note 0.75% Due 08/31/2026	09/23/2021 09/24/2021 1,570,000.00	1,558,899.61 0.00 0.00 1,558,899.61	4,927.58 5,887.50 32.53 992.45	0.00 0.00 0.00 992.45	992.45
91282CCZ2	US Treasury Note 0.875% Due 09/30/2026	10/18/2021 10/19/2021 3,130,000.00	3,083,172.27 0.00 0.00 3,083,172.27	9,204.00 0.00 11,523.70 2,319.70	0.00 0.00 0.00 2,319.70	2,319.70
91282CDG3	US Treasury Note 1.125% Due 10/31/2026	11/15/2021 11/17/2021 3,120,000.00	3,100,987.50 0.00 0.00 3,100,987.50	8,870.38 0.00 11,827.17 2,956.79	0.00 0.00 0.00 2,956.79	2,956.79

City of Corona Consolidated

Income Earned



Account #10003

As of August 31, 2022

CUSIP	Security Description	Trade Date Settle Date Units	Book Value: Begin Book Value: Acq Book Value: Disp Book Value: End	Prior Accrued Inc. Received Ending Accrued Total Interest	Accr. Of Discount Amort. Of Premium Net Accret/Amort Income Earned	Total Income
91282CED9	US Treasury Note 1.75% Due 03/15/2025	04/05/2022 04/07/2022 7,000,000.00	6,823,085.94 0.00 0.00 6,823,085.94	46,270.38 0.00 56,589.67 10,319.29	0.00 0.00 0.00 10,319.29	10,319.29
91282CET4	US Treasury Note 2.625% Due 05/31/2027	06/09/2022 06/10/2022 2,400,000.00	2,351,156.25 0.00 0.00 2,351,156.25	10,672.13 0.00 16,008.20 5,336.07	0.00 0.00 0.00 5,336.07	5,336.07
91282CEW7	US Treasury Note 3.25% Due 06/30/2027	Various Various 6,650,000.00	6,690,380.86 0.00 0.00 6,690,380.86	18,793.48 0.00 36,999.66 18,206.18	0.00 0.00 0.00 18,206.18	18,206.18
91282CFB2	US Treasury Note 2.75% Due 07/31/2027	08/22/2022 08/23/2022 1,300,000.00	0.00 1,277,960.94 0.00 1,277,960.94	0.00 (2,234.38) 3,108.70 874.32	0.00 0.00 0.00 874.32	874.32
91324PEC2	United Health Group Inc Callable Note Cont 4/15/2026 1.15% Due 05/15/2026	Various Various 805,000.00	807,605.05 0.00 0.00 807,605.05	1,954.36 0.00 2,725.82 771.46	0.00 0.00 0.00 771.46	771.46
91324PEG3	United Health Group Inc Callable Note Cont 4/15/2027 3.7% Due 05/15/2027	05/17/2022 05/20/2022 1,365,000.00	1,365,638.40 0.00 0.00 1,365,638.40	9,960.71 0.00 14,169.46 4,208.75	0.00 0.00 0.00 4,208.75	4,208.75
92290BAA9	Verizon Owner Trust 2020-B A 0.47% Due 02/20/2025	08/04/2020 08/12/2020 2,260,000.00	2,259,525.40 0.00 0.00 2,259,525.40	324.56 885.17 324.56 885.17	0.00 0.00 0.00 885.17	885.17
92348AAA3	Verizon Owner Trust 2019-C A1A 1.94% Due 04/22/2024	10/01/2019 10/08/2019 308,325.12	386,353.94 0.00 78,052.60 308,301.34	229.04 624.65 182.77 578.38	0.00 0.00 0.00 578.38	578.38
92348KAV5	Verizon Master Trust 2022-5 A1A 3.72% Due 07/20/2027	08/02/2022 08/11/2022 1,150,000.00	0.00 1,149,949.40 0.00 1,149,949.40	0.00 0.00 2,376.67 2,376.67	0.00 0.00 0.00 2,376.67	2,376.67

City of Corona Consolidated

Account #10003

Income Earned

As of August 31, 2022



CUSIP	Security Description	Trade Date Settle Date Units	Book Value: Begin Book Value: Acq Book Value: Disp Book Value: End	Prior Accrued Inc. Received Ending Accrued Total Interest	Accr. Of Discount Amort. Of Premium Net Accret/Amort Income Earned	Total Income
931142ERO	Wal-Mart Stores Callable Note Cont 08/17/2026 1.05% Due 09/17/2026	09/08/2021 09/17/2021 785,000.00	783,516.35 0.00 0.00 783,516.35	3,068.04 0.00 3,754.92 686.88	0.00 0.00 0.00 686.88	686.88
			310,783,767.77	981,943.11	0.00	
			6,729,475.98	342,893.24	0.00	
			5,063,466.47	1,050,755.38	0.00	
Total Fixed Income		311,725,581.71	312,449,777.28	411,705.51	411,705.51	411,705.51
CASH & EQUIVALENT						
60934N807	Federated Investors Govt Oblig Fund Inst.	08/15/2022 08/15/2022 308,556.42	1,689,566.01 1,537,293.27 2,918,302.86 308,556.42	0.00 1,481.49 0.00 1,481.49	0.00 0.00 0.00 1,481.49	1,481.49
78012U3M5	Royal Bank of Canada Yankee CD 1.35% Due 02/14/2023	02/11/2022 02/14/2022 500,000.00	500,000.00 0.00 0.00 500,000.00	3,150.00 0.00 3,731.25 581.25	0.00 0.00 0.00 581.25	581.25
			2,189,566.01	3,150.00	0.00	
			1,537,293.27	1,481.49	0.00	
			2,918,302.86	3,731.25	0.00	
Total Cash & Equivalent		808,556.42	808,556.42	2,062.74	2,062.74	2,062.74

City of Corona Consolidated

Account #10003

Income Earned

As of August 31, 2022



CUSIP	Security Description	Trade Date Settle Date Units	Book Value: Begin Book Value: Acq Book Value: Disp Book Value: End	Prior Accrued Inc. Received Ending Accrued Total Interest	Accr. Of Discount Amort. Of Premium Net Accret/Amort Income Earned	Total Income
LOCAL AGENCY INVESTMENT FUND						
90LAIF\$00	Local Agency Investment Fund State Pool	Various Various 101,695,864.70	90,795,864.70 29,800,000.00 18,900,000.00 101,695,864.70	82,105.91 0.00 186,793.54 104,687.63	0.00 0.00 0.00 104,687.63	104,687.63
			90,795,864.70	82,105.91	0.00	
			29,800,000.00	0.00	0.00	
			18,900,000.00	186,793.54	0.00	
Total Local Agency Investment Fund		101,695,864.70	101,695,864.70	104,687.63	104,687.63	104,687.63
			403,769,198.48	1,067,199.02	0.00	
			38,066,769.25	344,374.73	0.00	
			26,881,769.33	1,241,280.17	0.00	
TOTAL PORTFOLIO		414,230,002.83	414,954,198.40	518,455.88	518,455.88	518,455.88

City of Corona Consolidated

Cash Flow Report



Account #10003

As of August 31, 2022

Payment Date	Transaction Type	CUSIP	Quantity	Security Description	Principal Amount	Income	Total Amount
09/03/2022	Interest	808513BY0	1,300,000.00	Charles Schwab Corp Callable Note Cont 2/3/2027 2.45% Due 3/3/2027	0.00	15,925.00	15,925.00
09/08/2022	Interest	3130A0XE5	1,000,000.00	FHLB Note 3.25% Due 3/8/2024	0.00	16,250.00	16,250.00
09/08/2022	Interest	3130AB3H7	4,000,000.00	FHLB Note 2.375% Due 3/8/2024	0.00	47,500.00	47,500.00
09/10/2022	Interest	89114TZT2	1,900,000.00	Toronto-Dominion Bank Note 2.8% Due 3/10/2027	0.00	26,600.00	26,600.00
09/13/2022	Interest	3130A2UW4	4,000,000.00	FHLB Note 2.875% Due 9/13/2024	0.00	57,500.00	57,500.00
09/14/2022	Interest	58989V2D5	1,715,000.00	Met Tower Global Funding Note 1.25% Due 9/14/2026	0.00	10,718.75	10,718.75
09/15/2022	Interest	91282CBR1	2,900,000.00	US Treasury Note 0.25% Due 3/15/2024	0.00	3,625.00	3,625.00
09/15/2022	Interest	91282CED9	7,000,000.00	US Treasury Note 1.75% Due 3/15/2025	0.00	61,250.00	61,250.00
09/15/2022	Paydown	43815NAC8	226,132.90	Honda Auto Receivables Trust 2019-3 A3 1.78% Due 8/15/2023	226,132.90	335.43	226,468.33
09/15/2022	Paydown	44891WAC3	1,205,000.00	Hyundai Auto Lease Trust 2022-A A3 1.16% Due 1/15/2025	0.00	1,164.83	1,164.83
09/15/2022	Paydown	448977AD0	1,350,000.00	Hyundai Auto Receivables Trust 2022-A A3 2.22% Due 10/15/2026	0.00	2,497.50	2,497.50
09/15/2022	Paydown	47787JAC2	1,010,000.00	John Deere Owner Trust 2022-A A3 2.32% Due 9/16/2026	0.00	1,952.67	1,952.67
09/15/2022	Paydown	58769EAC2	592,211.02	Mercedes-Benz Auto Lease Trust 2020-B A3 0.4% Due 11/15/2023	120,663.50	197.40	120,860.90
09/15/2022	Paydown	65479JAD5	568,460.46	Nissan Auto Receivables Owner 2019-C A3 1.93% Due 7/15/2024	24,109.46	914.27	25,023.73
09/15/2022	Paydown	44935FAD6	730,000.00	Hyundai Auto Receivables Trust 2021-C A3 0.74% Due 5/15/2026	0.00	450.17	450.17
09/15/2022	Paydown	02582JIT8	2,765,000.00	American Express Credit Trust 2022-2 A 3.39% Due 5/17/2027	0.00	7,811.13	7,811.13
09/15/2022	Paydown	43813DAC2	480,609.93	Honda Auto Receivables 2020-2 A3 0.82% Due 7/15/2024	20,739.44	328.42	21,067.86

City of Corona Consolidated

Cash Flow Report



Account #10003

As of August 31, 2022

Payment Date	Transaction Type	CUSIP	Quantity	Security Description	Principal Amount	Income	Total Amount
09/15/2022	Paydown	44891VAC5	1,900,000.00	Hyundai Auto Lease Trust 2021-B A3 0.33% Due 6/17/2024	0.00	522.50	522.50
09/15/2022	Paydown	477870AC3	77,045.42	John Deere Owner Trust 2019-B A3 2.21% Due 12/15/2023	4,740.54	141.89	4,882.43
09/15/2022	Paydown	47787NAC3	397,973.73	John Deere Owner Trust 2020-B A3 0.51% Due 11/15/2024	23,336.95	169.14	23,506.09
09/15/2022	Paydown	47789KAC7	829,627.90	John Deere Owner Trust 2020-A A3 1.1% Due 8/15/2024	33,487.13	760.49	34,247.62
09/15/2022	Paydown	47789QAC4	1,290,000.00	John Deere Owner Trust 2021-B A3 0.52% Due 3/16/2026	0.00	559.00	559.00
09/15/2022	Paydown	89236XAC0	897,426.67	Toyota Auto Receivables 2020-D A3 0.35% Due 1/15/2025	32,480.60	261.75	32,742.35
09/15/2022	Paydown	89240BAC2	2,556,527.94	Toyota Auto Receivables Owners 2021-A A3 0.26% Due 5/15/2025	134,160.96	553.91	134,714.87
09/15/2022	Paydown	43815BAC4	1,650,000.00	Honda Auto Receivables Trust 2022-1 A3 1.88% Due 5/15/2026	0.00	2,585.00	2,585.00
09/15/2022	Paydown	44891RAC4	1,408,338.43	Hyundai Auto Receivables Trust 2020-C A3 0.38% Due 5/15/2025	77,997.46	445.97	78,443.43
09/15/2022	Paydown	44933LAC7	1,340,000.00	Hyundai Auto Receivables Trust 2021-A A3 0.38% Due 9/15/2025	0.00	424.33	424.33
09/15/2022	Paydown	89238JAC9	955,000.00	Toyota Auto Receivables Trust 2021-D A3 0.71% Due 4/15/2026	0.00	565.04	565.04
09/16/2022	Paydown	380146AC4	660,000.00	GM Financial Auto Receivables 2022-1 A3 1.26% Due 11/16/2026	0.00	693.00	693.00
09/16/2022	Paydown	362554AC1	780,000.00	GM Financial Securitized Term 2021-4 A3 0.68% Due 9/16/2026	0.00	442.00	442.00
09/17/2022	Interest	931142ER0	785,000.00	Wal-Mart Stores Callable Note Cont 08/17/2026 1.05% Due 9/17/2026	0.00	4,121.25	4,121.25
09/18/2022	Interest	808513BN4	1,775,000.00	Charles Schwab Corp Callable Note Cont 2/18/2024 0.75% Due 3/18/2024	0.00	6,656.25	6,656.25
09/18/2022	Paydown	43813KAC6	1,165,072.88	Honda Auto Receivables Trust 2020-3 A3 0.37% Due 10/18/2024	77,504.02	359.23	77,863.25
09/19/2022	Paydown	3137BSP72	0.00	FHLMC K058 A2 2.653% Due 8/25/2026	0.00	3,316.25	3,316.25

City of Corona Consolidated

Account #10003

Cash Flow Report

As of August 31, 2022



Payment Date	Transaction Type	CUSIP	Quantity	Security Description	Principal Amount	Income	Total Amount
09/19/2022	Paydown	3137B5JM6	0.00	FHLMC K034 A2 3.531% Due 7/25/2023	0.00	11,328.63	11,328.63
09/19/2022	Paydown	3137BM6P6	0.00	FHLMC K721 A2	46,253.64	89.94	46,343.58
09/19/2022	Paydown	3137BSRE5	0.00	FHLMC K059 A2 3.12% Due 9/25/2026	0.00	7,800.00	7,800.00
09/19/2022	Paydown	3137BYPQ7	0.00	FHLMC K726 A2 2.905% Due 4/25/2024	102,895.36	7,767.34	110,662.70
09/20/2022	Paydown	92348AAA3	308,325.12	Verizon Owner Trust 2019-C A1A 1.94% Due 4/22/2024	14,354.52	498.46	14,852.98
09/20/2022	Paydown	36262XAC8	2,145,000.00	GM Financial Auto Lease Trust 2021-3 A2 0.39% Due 10/21/2024	0.00	697.13	697.13
09/20/2022	Paydown	36265MAC9	2,105,000.00	GM Financial Auto Lease Trust 2022-1 A3 1.9% Due 3/20/2025	0.00	3,332.92	3,332.92
09/20/2022	Paydown	89238LAC4	2,565,000.00	Toyota Lease Owner Trust 2022-A A3 1.96% Due 2/20/2025	0.00	4,189.50	4,189.50
09/20/2022	Paydown	92290BAA9	2,260,000.00	Verizon Owner Trust 2020-B A 0.47% Due 2/20/2025	74,906.37	885.17	75,791.54
09/20/2022	Paydown	92348KAV5	1,150,000.00	Verizon Master Trust 2022-5 A1A 3.72% Due 7/20/2027	0.00	4,634.50	4,634.50
09/21/2022	Paydown	43815GAC3	1,025,000.00	Honda Auto Receivables Trust 2021-4 A3 0.88% Due 1/21/2026	0.00	751.67	751.67
09/21/2022	Paydown	43813GAC5	720,685.99	Honda Auto Receivables Trust 2021-1 A3 0.27% Due 4/21/2025	37,848.41	162.15	38,010.56
09/23/2022	Interest	3137EAEX3	6,295,000.00	FHLMC Note 0.375% Due 9/23/2025	0.00	11,803.13	11,803.13
09/25/2022	Interest	3137B7MZ9	3,750,000.00	FHLMC K036 A2 3.527% Due 10/25/2023	0.00	11,021.87	11,021.87
09/25/2022	Interest	3137B5JM6	3,850,000.00	FHLMC K034 A2 3.531% Due 7/25/2023	0.00	11,328.63	11,328.63
09/25/2022	Interest	3137BYPQ7	2,876,143.32	FHLMC K726 A2 2.905% Due 4/25/2024	0.00	6,962.66	6,962.66
09/25/2022	Paydown	3137BSP72	1,500,000.00	FHLMC K058 A2 2.653% Due 8/25/2026	0.00	3,316.25	3,316.25

City of Corona Consolidated

Cash Flow Report



Account #10003

As of August 31, 2022

Payment Date	Transaction Type	CUSIP	Quantity	Security Description	Principal Amount	Income	Total Amount
09/25/2022	Paydown	05601XAC3	1,000,000.00	BMW Vehicle Lease Trust 2022-1 A3 1.1% Due 3/25/2025	0.00	916.67	916.67
09/25/2022	Paydown	09690AAC7	950,000.00	BMW Vehicle Lease Trust 2021-2 A3 0.33% Due 12/26/2024	0.00	261.25	261.25
09/25/2022	Paydown	3137BSRE5	3,000,000.00	FHLMC K059 A2 3.12% Due 9/25/2026	0.00	7,800.00	7,800.00
09/25/2022	Paydown	05602RAD3	1,065,000.00	BMW Vehicle Owner Trust 2022-A A3 3.21% Due 8/25/2026	0.00	2,848.88	2,848.88
09/25/2022	Paydown	3137B4WB8	3,350,000.00	FHLMC K033 A2 3.06% Due 7/25/2023	0.00	8,542.50	8,542.50
09/30/2022	Interest	91282CCZ2	3,130,000.00	US Treasury Note 0.875% Due 9/30/2026	0.00	13,693.75	13,693.75
09/30/2022	Interest	91282CAM3	3,200,000.00	US Treasury Note 0.25% Due 9/30/2025	0.00	4,000.00	4,000.00
SEP 2022					1,051,611.26	402,230.57	1,453,841.83
10/01/2022	Interest	13063DRK6	3,385,000.00	California State Taxable GO 2.4% Due 10/1/2024	0.00	40,620.00	40,620.00
10/07/2022	Interest	69371RR73	2,970,000.00	Paccar Financial Corp Note 2.85% Due 4/7/2025	0.00	42,322.50	42,322.50
10/14/2022	Interest	78016EZ59	1,270,000.00	Royal Bank of Canada Note 3.375% Due 4/14/2025	0.00	21,431.25	21,431.25
10/15/2022	Interest	3135G0W66	3,500,000.00	FNMA Note 1.625% Due 10/15/2024	0.00	28,437.50	28,437.50
10/15/2022	Paydown	43813DAC2	480,609.93	Honda Auto Receivables 2020-2 A3 0.82% Due 7/15/2024	20,753.62	314.24	21,067.86
10/15/2022	Paydown	43815BAC4	1,650,000.00	Honda Auto Receivables Trust 2022-1 A3 1.88% Due 5/15/2026	0.00	2,585.00	2,585.00
10/15/2022	Paydown	44891RAC4	1,408,338.43	Hyundai Auto Receivables Trust 2020-C A3 0.38% Due 5/15/2025	78,026.06	421.27	78,447.33
10/15/2022	Paydown	44891VAC5	1,900,000.00	Hyundai Auto Lease Trust 2021-B A3 0.33% Due 6/17/2024	0.00	522.50	522.50
10/15/2022	Paydown	47789KAC7	829,627.90	John Deere Owner Trust 2020-A A3 1.1% Due 8/15/2024	33,579.23	729.79	34,309.02

City of Corona Consolidated

Account #10003

Cash Flow Report

As of August 31, 2022



Payment Date	Transaction Type	CUSIP	Quantity	Security Description	Principal Amount	Income	Total Amount
10/15/2022	Paydown	89236XAC0	897,426.67	Toyota Auto Receivables 2020-D A3 0.35% Due 1/15/2025	32,380.98	252.28	32,633.26
10/15/2022	Paydown	02582JIT8	2,765,000.00	American Express Credit Trust 2022-2 A 3.39% Due 5/17/2027	0.00	7,811.13	7,811.13
10/15/2022	Paydown	44891WAC3	1,205,000.00	Hyundai Auto Lease Trust 2022-A A3 1.16% Due 1/15/2025	0.00	1,164.83	1,164.83
10/15/2022	Paydown	448977AD0	1,350,000.00	Hyundai Auto Receivables Trust 2022-A A3 2.22% Due 10/15/2026	0.00	2,497.50	2,497.50
10/15/2022	Paydown	44933LAC7	1,340,000.00	Hyundai Auto Receivables Trust 2021-A A3 0.38% Due 9/15/2025	0.00	424.33	424.33
10/15/2022	Paydown	47787NAC3	397,973.73	John Deere Owner Trust 2020-B A3 0.51% Due 11/15/2024	23,346.09	159.22	23,505.31
10/15/2022	Paydown	47789QAC4	1,290,000.00	John Deere Owner Trust 2021-B A3 0.52% Due 3/16/2026	0.00	559.00	559.00
10/15/2022	Paydown	65479JAD5	568,460.46	Nissan Auto Receivables Owner 2019-C A3 1.93% Due 7/15/2024	24,163.70	875.50	25,039.20
10/15/2022	Paydown	89240BAC2	2,556,527.94	Toyota Auto Receivables Owners 2021-A A3 0.26% Due 5/15/2025	134,204.56	524.85	134,729.41
10/15/2022	Paydown	47787JAC2	1,010,000.00	John Deere Owner Trust 2022-A A3 2.32% Due 9/16/2026	0.00	1,952.67	1,952.67
10/15/2022	Paydown	58769EAC2	592,211.02	Mercedes-Benz Auto Lease Trust 2020-B A3 0.4% Due 11/15/2023	119,553.42	157.18	119,710.60
10/15/2022	Paydown	89238JAC9	955,000.00	Toyota Auto Receivables Trust 2021-D A3 0.71% Due 4/15/2026	0.00	565.04	565.04
10/15/2022	Paydown	44935FAD6	730,000.00	Hyundai Auto Receivables Trust 2021-C A3 0.74% Due 5/15/2026	0.00	450.17	450.17
10/15/2022	Paydown	477870AC3	77,045.42	John Deere Owner Trust 2019-B A3 2.21% Due 12/15/2023	4,750.42	133.16	4,883.58
10/16/2022	Paydown	362554AC1	780,000.00	GM Financial Securitized Term 2021-4 A3 0.68% Due 9/16/2026	0.00	442.00	442.00
10/16/2022	Paydown	380146AC4	660,000.00	GM Financial Auto Receivables 2022-1 A3 1.26% Due 11/16/2026	0.00	693.00	693.00
10/17/2022	Dividend	90LAIF\$00	5,725,426,101.90	Local Agency Investment Fund State Pool	0.00	186,201.46	186,201.46

City of Corona Consolidated

Account #10003

Cash Flow Report

As of August 31, 2022



Payment Date	Transaction Type	CUSIP	Quantity	Security Description	Principal Amount	Income	Total Amount
10/18/2022	Paydown	43813KAC6	1,165,072.88	Honda Auto Receivables Trust 2020-3 A3 0.37% Due 10/18/2024	77,527.92	335.33	77,863.25
10/20/2022	Interest	4581X0DV7	6,390,000.00	Inter-American Dev Bank Note 0.875% Due 4/20/2026	0.00	27,956.25	27,956.25
10/20/2022	Paydown	36265MAC9	2,105,000.00	GM Financial Auto Lease Trust 2022-1 A3 1.9% Due 3/20/2025	0.00	3,332.92	3,332.92
10/20/2022	Paydown	89238LAC4	2,565,000.00	Toyota Lease Owner Trust 2022-A A3 1.96% Due 2/20/2025	0.00	4,189.50	4,189.50
10/20/2022	Paydown	92348AAA3	308,325.12	Verizon Owner Trust 2019-C A1A 1.94% Due 4/22/2024	14,386.82	475.25	14,862.07
10/20/2022	Paydown	92348KAV5	1,150,000.00	Verizon Master Trust 2022-5 A1A 3.72% Due 7/20/2027	0.00	3,565.00	3,565.00
10/20/2022	Paydown	36262XAC8	2,145,000.00	GM Financial Auto Lease Trust 2021-3 A2 0.39% Due 10/21/2024	0.00	697.13	697.13
10/20/2022	Paydown	92290BAA9	2,260,000.00	Verizon Owner Trust 2020-B A 0.47% Due 2/20/2025	74,935.71	855.83	75,791.54
10/21/2022	Paydown	43815GAC3	1,025,000.00	Honda Auto Receivables Trust 2021-4 A3 0.88% Due 1/21/2026	0.00	751.67	751.67
10/21/2022	Paydown	43813GAC5	720,685.99	Honda Auto Receivables Trust 2021-1 A3 0.27% Due 4/21/2025	37,857.55	153.64	38,011.19
10/22/2022	Interest	3135G03U5	5,270,000.00	FNMA Note 0.625% Due 4/22/2025	0.00	16,468.75	16,468.75
10/22/2022	Interest	46647PBK1	1,000,000.00	JP Morgan Chase & Co Callable Note Cont 4/22/2025 2.083% Due 4/22/2026	0.00	10,415.00	10,415.00
10/23/2022	Interest	06051GHT9	3,000,000.00	Bank of America Corp Callable Note 1X 4/23/2026 3.559% Due 4/23/2027	0.00	53,385.01	53,385.01
10/25/2022	Interest	3137B7MZ9	3,750,000.00	FHLMC K036 A2 3.527% Due 10/25/2023	0.00	11,021.87	11,021.87
10/25/2022	Interest	3137B5JM6	3,850,000.00	FHLMC K034 A2 3.531% Due 7/25/2023	0.00	11,328.63	11,328.63
10/25/2022	Interest	3137BYPQ7	2,876,143.32	FHLMC K726 A2 2.905% Due 4/25/2024	0.00	6,962.66	6,962.66
10/25/2022	Paydown	05602RAD3	1,065,000.00	BMW Vehicle Owner Trust 2022-A A3 3.21% Due 8/25/2026	0.00	2,848.88	2,848.88

City of Corona Consolidated

Cash Flow Report



Account #10003

As of August 31, 2022

Payment Date	Transaction Type	CUSIP	Quantity	Security Description	Principal Amount	Income	Total Amount
10/25/2022	Paydown	3137B4WB8	3,350,000.00	FHLMC K033 A2 3.06% Due 7/25/2023	0.00	8,542.50	8,542.50
10/25/2022	Paydown	3137BSP72	1,500,000.00	FHLMC K058 A2 2.653% Due 8/25/2026	0.00	3,316.25	3,316.25
10/25/2022	Paydown	05601XAC3	1,000,000.00	BMW Vehicle Lease Trust 2022-1 A3 1.1% Due 3/25/2025	0.00	916.67	916.67
10/25/2022	Paydown	09690AAC7	950,000.00	BMW Vehicle Lease Trust 2021-2 A3 0.33% Due 12/26/2024	0.00	261.25	261.25
10/25/2022	Paydown	3137BSRE5	3,000,000.00	FHLMC K059 A2 3.12% Due 9/25/2026	0.00	7,800.00	7,800.00
10/28/2022	Interest	459058JL8	6,300,000.00	Intl. Bank Recon & Development Note 0.5% Due 10/28/2025	0.00	15,750.00	15,750.00
10/28/2022	Interest	6174468Q5	1,600,000.00	Morgan Stanley Callable Note Cont 4/28/2025 2.188% Due 4/28/2026	0.00	17,504.00	17,504.00
10/31/2022	Interest	9128283D0	4,000,000.00	US Treasury Note 2.25% Due 10/31/2024	0.00	45,000.00	45,000.00
10/31/2022	Interest	912828T91	1,050,000.00	US Treasury Note 1.625% Due 10/31/2023	0.00	8,531.25	8,531.25
10/31/2022	Interest	912828X70	4,800,000.00	US Treasury Note 2% Due 4/30/2024	0.00	48,000.00	48,000.00
10/31/2022	Interest	91282CAT8	6,000,000.00	US Treasury Note 0.25% Due 10/31/2025	0.00	7,500.00	7,500.00
10/31/2022	Interest	91282CDG3	3,120,000.00	US Treasury Note 1.125% Due 10/31/2026	0.00	17,550.00	17,550.00
OCT 2022					675,466.08	677,662.61	1,353,128.69
11/01/2022	Interest	06367WB85	2,761,000.00	Bank of Montreal Note 1.85% Due 5/1/2025	0.00	25,539.25	25,539.25
11/01/2022	Interest	78015K7C2	3,600,000.00	Royal Bank of Canada Note 2.25% Due 11/1/2024	0.00	40,500.00	40,500.00
11/07/2022	Interest	3135G06G3	6,300,000.00	FNMA Note 0.5% Due 11/7/2025	0.00	15,750.00	15,750.00
11/08/2022	Interest	14913Q3B3	2,593,000.00	Caterpillar Finl Service Note 2.15% Due 11/8/2024	0.00	27,874.75	27,874.75

City of Corona Consolidated

Account #10003

Cash Flow Report

As of August 31, 2022



Payment Date	Transaction Type	CUSIP	Quantity	Security Description	Principal Amount	Income	Total Amount
11/10/2022	Interest	665859AW4	1,345,000.00	Northern Trust Company Callable Note Cont 4/10/2027 4% Due 5/10/2027	0.00	26,900.00	26,900.00
11/12/2022	Interest	023135BX3	4,865,000.00	Amazon.com Inc Callable Note Cont 4/12/2026 1% Due 5/12/2026	0.00	24,325.00	24,325.00
11/13/2022	Interest	14913R2V8	1,460,000.00	Caterpillar Financial Service Note 3.4% Due 5/13/2025	0.00	24,820.00	24,820.00
11/15/2022	Interest	91324PEC2	805,000.00	United Health Group Inc Callable Note Cont 4/15/2026 1.15% Due 5/15/2026	0.00	4,628.75	4,628.75
11/15/2022	Interest	91324PEG3	1,365,000.00	United Health Group Inc Callable Note Cont 4/15/2027 3.7% Due 5/15/2027	0.00	24,551.05	24,551.05
11/15/2022	Paydown	477870AC3	77,045.42	John Deere Owner Trust 2019-B A3 2.21% Due 12/15/2023	4,760.32	124.41	4,884.73
11/15/2022	Paydown	58769EAC2	592,211.02	Mercedes-Benz Auto Lease Trust 2020-B A3 0.4% Due 11/15/2023	118,442.77	117.33	118,560.10
11/15/2022	Paydown	44935FAD6	730,000.00	Hyundai Auto Receivables Trust 2021-C A3 0.74% Due 5/15/2026	0.00	450.17	450.17
11/15/2022	Paydown	89238JAC9	955,000.00	Toyota Auto Receivables Trust 2021-D A3 0.71% Due 4/15/2026	0.00	565.04	565.04
11/15/2022	Paydown	02582JIT8	2,765,000.00	American Express Credit Trust 2022-2 A 3.39% Due 5/17/2027	0.00	7,811.13	7,811.13
11/15/2022	Paydown	43813DAC2	480,609.93	Honda Auto Receivables 2020-2 A3 0.82% Due 7/15/2024	20,767.80	300.06	21,067.86
11/15/2022	Paydown	44891VAC5	1,900,000.00	Hyundai Auto Lease Trust 2021-B A3 0.33% Due 6/17/2024	0.00	522.50	522.50
11/15/2022	Paydown	44891WAC3	1,205,000.00	Hyundai Auto Lease Trust 2022-A A3 1.16% Due 1/15/2025	0.00	1,164.83	1,164.83
11/15/2022	Paydown	448977AD0	1,350,000.00	Hyundai Auto Receivables Trust 2022-A A3 2.22% Due 10/15/2026	0.00	2,497.50	2,497.50
11/15/2022	Paydown	47787JAC2	1,010,000.00	John Deere Owner Trust 2022-A A3 2.32% Due 9/16/2026	0.00	1,952.67	1,952.67
11/15/2022	Paydown	47787NAC3	397,973.73	John Deere Owner Trust 2020-B A3 0.51% Due 11/15/2024	23,355.24	149.30	23,504.54

City of Corona Consolidated

Cash Flow Report



Account #10003

As of August 31, 2022

Payment Date	Transaction Type	CUSIP	Quantity	Security Description	Principal Amount	Income	Total Amount
11/15/2022	Paydown	47789KAC7	829,627.90	John Deere Owner Trust 2020-A A3 1.1% Due 8/15/2024	33,671.56	699.02	34,370.58
11/15/2022	Paydown	47789QAC4	1,290,000.00	John Deere Owner Trust 2021-B A3 0.52% Due 3/16/2026	0.00	559.00	559.00
11/15/2022	Paydown	65479JAD5	568,460.46	Nissan Auto Receivables Owner 2019-C A3 1.93% Due 7/15/2024	24,218.08	836.63	25,054.71
11/15/2022	Paydown	89240BAC2	2,556,527.94	Toyota Auto Receivables Owners 2021-A A3 0.26% Due 5/15/2025	134,248.17	495.77	134,743.94
11/15/2022	Paydown	43815BAC4	1,650,000.00	Honda Auto Receivables Trust 2022-1 A3 1.88% Due 5/15/2026	0.00	2,585.00	2,585.00
11/15/2022	Paydown	44891RAC4	1,408,338.43	Hyundai Auto Receivables Trust 2020-C A3 0.38% Due 5/15/2025	78,054.66	396.57	78,451.23
11/15/2022	Paydown	44933LAC7	1,340,000.00	Hyundai Auto Receivables Trust 2021-A A3 0.38% Due 9/15/2025	70,320.25	424.33	70,744.58
11/15/2022	Paydown	89236XAC0	897,426.67	Toyota Auto Receivables 2020-D A3 0.35% Due 1/15/2025	32,280.31	242.83	32,523.14
11/16/2022	Paydown	362554AC1	780,000.00	GM Financial Securitized Term 2021-4 A3 0.68% Due 9/16/2026	0.00	442.00	442.00
11/16/2022	Paydown	380146AC4	660,000.00	GM Financial Auto Receivables 2022-1 A3 1.26% Due 11/16/2026	0.00	693.00	693.00
11/18/2022	Interest	22160KAM7	2,500,000.00	Costco Wholesale Corp Callable Note Cont 2/18/2027 3% Due 5/18/2027	0.00	37,500.00	37,500.00
11/18/2022	Paydown	43813KAC6	1,165,072.88	Honda Auto Receivables Trust 2020-3 A3 0.37% Due 10/18/2024	77,551.82	311.43	77,863.25
11/20/2022	Paydown	89238LAC4	2,565,000.00	Toyota Lease Owner Trust 2022-A A3 1.96% Due 2/20/2025	0.00	4,189.50	4,189.50
11/20/2022	Paydown	92348KAV5	1,150,000.00	Verizon Master Trust 2022-5 A1A 3.72% Due 7/20/2027	0.00	3,565.00	3,565.00
11/20/2022	Paydown	92348AAA3	308,325.12	Verizon Owner Trust 2019-C A1A 1.94% Due 4/22/2024	14,419.19	451.99	14,871.18
11/20/2022	Paydown	36262XAC8	2,145,000.00	GM Financial Auto Lease Trust 2021-3 A2 0.39% Due 10/21/2024	0.00	697.13	697.13

City of Corona Consolidated

Cash Flow Report



Account #10003

As of August 31, 2022

Payment Date	Transaction Type	CUSIP	Quantity	Security Description	Principal Amount	Income	Total Amount
11/20/2022	Paydown	36265MAC9	2,105,000.00	GM Financial Auto Lease Trust 2022-1 A3 1.9% Due 3/20/2025	0.00	3,332.92	3,332.92
11/20/2022	Paydown	92290BAA9	2,260,000.00	Verizon Owner Trust 2020-B A 0.47% Due 2/20/2025	74,965.06	826.48	75,791.54
11/21/2022	Paydown	43813GAC5	720,685.99	Honda Auto Receivables Trust 2021-1 A3 0.27% Due 4/21/2025	37,866.70	145.12	38,011.82
11/21/2022	Paydown	43815GAC3	1,025,000.00	Honda Auto Receivables Trust 2021-4 A3 0.88% Due 1/21/2026	0.00	751.67	751.67
11/25/2022	Interest	3137B7M29	3,750,000.00	FHLMC K036 A2 3.527% Due 10/25/2023	0.00	11,021.87	11,021.87
11/25/2022	Interest	3137B5JM6	3,850,000.00	FHLMC K034 A2 3.531% Due 7/25/2023	0.00	11,328.63	11,328.63
11/25/2022	Interest	3137BYPQ7	2,876,143.32	FHLMC K726 A2 2.905% Due 4/25/2024	0.00	6,962.66	6,962.66
11/25/2022	Paydown	05601XAC3	1,000,000.00	BMW Vehicle Lease Trust 2022-1 A3 1.1% Due 3/25/2025	0.00	916.67	916.67
11/25/2022	Paydown	09690AAC7	950,000.00	BMW Vehicle Lease Trust 2021-2 A3 0.33% Due 12/26/2024	0.00	261.25	261.25
11/25/2022	Paydown	3137BSP72	1,500,000.00	FHLMC K058 A2 2.653% Due 8/25/2026	0.00	3,316.25	3,316.25
11/25/2022	Paydown	05602RAD3	1,065,000.00	BMW Vehicle Owner Trust 2022-A A3 3.21% Due 8/25/2026	0.00	2,848.88	2,848.88
11/25/2022	Paydown	3137B4WB8	3,350,000.00	FHLMC K033 A2 3.06% Due 7/25/2023	0.00	8,542.50	8,542.50
11/25/2022	Paydown	3137BSRE5	3,000,000.00	FHLMC K059 A2 3.12% Due 9/25/2026	0.00	7,800.00	7,800.00
11/30/2022	Interest	91282CET4	2,400,000.00	US Treasury Note 2.625% Due 5/31/2027	0.00	31,500.00	31,500.00
11/30/2022	Interest	91282CAZ4	3,800,000.00	US Treasury Note 0.375% Due 11/30/2025	0.00	7,125.00	7,125.00
NOV 2022					744,921.93	381,312.84	1,126,234.77
12/01/2022	Interest	46647PCH7	3,295,000.00	JP Morgan Chase & Co Callable Note Cont 6/1/2024 0.824% Due 6/1/2025	0.00	13,575.40	13,575.40

City of Corona Consolidated

Account #10003

Cash Flow Report

As of August 31, 2022



Payment Date	Transaction Type	CUSIP	Quantity	Security Description	Principal Amount	Income	Total Amount
12/06/2022	Interest	74153WCQ0	1,975,000.00	Pricoa Global Funding Note 1.15% Due 12/6/2024	0.00	11,356.25	11,356.25
12/08/2022	Interest	89115A2C5	1,400,000.00	Toronto-Dominion Bank Note 4.108% Due 6/8/2027	0.00	28,756.00	28,756.00
12/10/2022	Interest	40139LBC6	3,000,000.00	Guardian Life Glob Fun Note 0.875% Due 12/10/2025	0.00	13,125.00	13,125.00
12/14/2022	Interest	3130A1XJ2	5,500,000.00	FHLB Note 2.875% Due 6/14/2024	0.00	79,062.51	79,062.51
12/15/2022	Interest	63743HFE7	940,000.00	National Rural Utilities Note 3.45% Due 6/15/2025	0.00	19,908.42	19,908.42
12/15/2022	Paydown	89238JAC9	955,000.00	Toyota Auto Receivables Trust 2021-D A3 0.71% Due 4/15/2026	0.00	565.04	565.04
12/15/2022	Paydown	89240BAC2	2,556,527.94	Toyota Auto Receivables Owners 2021-A A3 0.26% Due 5/15/2025	134,291.81	466.68	134,758.49
12/15/2022	Paydown	02582JIT8	2,765,000.00	American Express Credit Trust 2022-2 A 3.39% Due 5/17/2027	0.00	7,811.13	7,811.13
12/15/2022	Paydown	44935FAD6	730,000.00	Hyundai Auto Receivables Trust 2021-C A3 0.74% Due 5/15/2026	0.00	450.17	450.17
12/15/2022	Paydown	477870AC3	77,045.42	John Deere Owner Trust 2019-B A3 2.21% Due 12/15/2023	4,770.23	115.65	4,885.88
12/15/2022	Paydown	47787NAC3	397,973.73	John Deere Owner Trust 2020-B A3 0.51% Due 11/15/2024	23,364.39	139.37	23,503.76
12/15/2022	Paydown	47789QAC4	1,290,000.00	John Deere Owner Trust 2021-B A3 0.52% Due 3/16/2026	0.00	559.00	559.00
12/15/2022	Paydown	43815BAC4	1,650,000.00	Honda Auto Receivables Trust 2022-1 A3 1.88% Due 5/15/2026	0.00	2,585.00	2,585.00
12/15/2022	Paydown	44891RAC4	1,408,338.43	Hyundai Auto Receivables Trust 2020-C A3 0.38% Due 5/15/2025	78,083.28	371.85	78,455.13
12/15/2022	Paydown	58769EAC2	592,211.02	Mercedes-Benz Auto Lease Trust 2020-B A3 0.4% Due 11/15/2023	117,331.56	77.85	117,409.41
12/15/2022	Paydown	44891WAC3	1,205,000.00	Hyundai Auto Lease Trust 2022-A A3 1.16% Due 1/15/2025	0.00	1,164.83	1,164.83
12/15/2022	Paydown	448977AD0	1,350,000.00	Hyundai Auto Receivables Trust 2022-A A3 2.22% Due 10/15/2026	0.00	2,497.50	2,497.50

City of Corona Consolidated

Cash Flow Report



Account #10003

As of August 31, 2022

Payment Date	Transaction Type	CUSIP	Quantity	Security Description	Principal Amount	Income	Total Amount
12/15/2022	Paydown	44933LAC7	1,340,000.00	Hyundai Auto Receivables Trust 2021-A A3 0.38% Due 9/15/2025	70,343.10	402.07	70,745.17
12/15/2022	Paydown	65479JAD5	568,460.46	Nissan Auto Receivables Owner 2019-C A3 1.93% Due 7/15/2024	24,272.57	797.68	25,070.25
12/15/2022	Paydown	43813DAC2	480,609.93	Honda Auto Receivables 2020-2 A3 0.82% Due 7/15/2024	20,781.99	285.87	21,067.86
12/15/2022	Paydown	44891VAC5	1,900,000.00	Hyundai Auto Lease Trust 2021-B A3 0.33% Due 6/17/2024	0.00	522.50	522.50
12/15/2022	Paydown	47787JAC2	1,010,000.00	John Deere Owner Trust 2022-A A3 2.32% Due 9/16/2026	0.00	1,952.67	1,952.67
12/15/2022	Paydown	47789KAC7	829,627.90	John Deere Owner Trust 2020-A A3 1.1% Due 8/15/2024	33,764.16	668.15	34,432.31
12/15/2022	Paydown	89236XAC0	897,426.67	Toyota Auto Receivables 2020-D A3 0.35% Due 1/15/2025	32,178.56	233.42	32,411.98
12/16/2022	Paydown	362554AC1	780,000.00	GM Financial Securitized Term 2021-4 A3 0.68% Due 9/16/2026	0.00	442.00	442.00
12/16/2022	Paydown	380146AC4	660,000.00	GM Financial Auto Receivables 2022-1 A3 1.26% Due 11/16/2026	0.00	693.00	693.00
12/17/2022	Interest	3135G04Z3	6,200,000.00	FNMA Note 0.5% Due 6/17/2025	0.00	15,500.00	15,500.00
12/18/2022	Interest	89236TJK2	3,325,000.00	Toyota Motor Credit Corp Note 1.125% Due 6/18/2026	0.00	18,703.13	18,703.13
12/18/2022	Paydown	43813KAC6	1,165,072.88	Honda Auto Receivables Trust 2020-3 A3 0.37% Due 10/18/2024	77,575.73	287.52	77,863.25
12/19/2022	Interest	06051GJD2	3,000,000.00	Bank of America Corp Callable Note Cont 6/19/2025 1.319% Due 6/19/2026	0.00	19,785.00	19,785.00
12/20/2022	Interest	3130AQF40	4,300,000.00	FHLB Note 1% Due 12/20/2024	0.00	21,500.00	21,500.00
12/20/2022	Paydown	92348KAV5	1,150,000.00	Verizon Master Trust 2022-5 A1A 3.72% Due 7/20/2027	0.00	3,565.00	3,565.00
12/20/2022	Paydown	36265MAC9	2,105,000.00	GM Financial Auto Lease Trust 2022-1 A3 1.9% Due 3/20/2025	0.00	3,332.92	3,332.92
12/20/2022	Paydown	89238LAC4	2,565,000.00	Toyota Lease Owner Trust 2022-A A3 1.96% Due 2/20/2025	0.00	4,189.50	4,189.50

City of Corona Consolidated

Account #10003

Cash Flow Report

As of August 31, 2022



Payment Date	Transaction Type	CUSIP	Quantity	Security Description	Principal Amount	Income	Total Amount
12/20/2022	Paydown	92348AAA3	308,325.12	Verizon Owner Trust 2019-C A1A 1.94% Due 4/22/2024	14,451.64	428.68	14,880.32
12/20/2022	Paydown	36262XAC8	2,145,000.00	GM Financial Auto Lease Trust 2021-3 A2 0.39% Due 10/21/2024	0.00	697.13	697.13
12/20/2022	Paydown	92290BAA9	2,260,000.00	Verizon Owner Trust 2020-B A 0.47% Due 2/20/2025	74,994.42	797.12	75,791.54
12/21/2022	Paydown	43813GAC5	720,685.99	Honda Auto Receivables Trust 2021-1 A3 0.27% Due 4/21/2025	37,875.86	136.60	38,012.46
12/21/2022	Paydown	43815GAC3	1,025,000.00	Honda Auto Receivables Trust 2021-4 A3 0.88% Due 1/21/2026	0.00	751.67	751.67
12/23/2022	Interest	46647PCK0	1,565,000.00	JP Morgan Chase & Co Callable Note Cont 6/23/2024 0.969% Due 6/23/2025	0.00	7,582.43	7,582.43
12/25/2022	Interest	3137B5JM6	3,850,000.00	FHLMC K034 A2 3.531% Due 7/25/2023	0.00	11,328.63	11,328.63
12/25/2022	Interest	3137B7MZ9	3,750,000.00	FHLMC K036 A2 3.527% Due 10/25/2023	0.00	11,021.87	11,021.87
12/25/2022	Interest	3137BYPQ7	2,876,143.32	FHLMC K726 A2 2.905% Due 4/25/2024	0.00	6,962.66	6,962.66
12/25/2022	Paydown	05601XAC3	1,000,000.00	BMW Vehicle Lease Trust 2022-1 A3 1.1% Due 3/25/2025	0.00	916.67	916.67
12/25/2022	Paydown	05602RAD3	1,065,000.00	BMW Vehicle Owner Trust 2022-A A3 3.21% Due 8/25/2026	0.00	2,848.88	2,848.88
12/25/2022	Paydown	09690AAC7	950,000.00	BMW Vehicle Lease Trust 2021-2 A3 0.33% Due 12/26/2024	0.00	261.25	261.25
12/25/2022	Paydown	3137B4WB8	3,350,000.00	FHLMC K033 A2 3.06% Due 7/25/2023	0.00	8,542.50	8,542.50
12/25/2022	Paydown	3137BSP72	1,500,000.00	FHLMC K058 A2 2.653% Due 8/25/2026	0.00	3,316.25	3,316.25
12/25/2022	Paydown	3137BSRE5	3,000,000.00	FHLMC K059 A2 3.12% Due 9/25/2026	0.00	7,800.00	7,800.00
12/31/2022	Interest	912828XX3	4,900,000.00	US Treasury Note 2% Due 6/30/2024	0.00	49,000.00	49,000.00
12/31/2022	Interest	91282CEW7	6,650,000.00	US Treasury Note 3.25% Due 6/30/2027	0.00	108,062.50	108,062.50

City of Corona Consolidated

Cash Flow Report



Account #10003

As of August 31, 2022

Payment Date	Transaction Type	CUSIP	Quantity	Security Description	Principal Amount	Income	Total Amount
12/31/2022	Interest	912828V23	4,500,000.00	US Treasury Note 2.25% Due 12/31/2023	0.00	50,625.00	50,625.00
DEC 2022					744,079.30	546,527.92	1,290,607.22
01/01/2023	Interest	66815L2J7	2,350,000.00	Northwestern Mutual Glbl Note 4% Due 7/1/2025	0.00	47,000.00	47,000.00
01/01/2023	Paydown	3137B7MZ9	3,750,000.00	FHLMC K036 A2 3.527% Due 10/25/2023	2,077.33	1.22	2,078.55
01/07/2023	Interest	3135G0X24	4,220,000.00	FNMA Note 1.625% Due 1/7/2025	0.00	34,287.50	34,287.50
01/09/2023	Interest	06367TQW3	1,500,000.00	Bank of Montreal Note 0.625% Due 7/9/2024	0.00	4,687.50	4,687.50
01/11/2023	Interest	59217GER6	2,485,000.00	Metlife Note 1.875% Due 1/11/2027	0.00	23,296.88	23,296.88
01/13/2023	Interest	89236TJT3	2,700,000.00	Toyota Motor Credit Corp Note 1.45% Due 1/13/2025	0.00	19,575.00	19,575.00
01/14/2023	Interest	66815L2A6	1,870,000.00	Northwestern Mutual Glbl Note 0.8% Due 1/14/2026	0.00	7,480.00	7,480.00
01/14/2023	Interest	64952WEK5	3,745,000.00	New York Life Global Note 1.45% Due 1/14/2025	0.00	27,151.25	27,151.25
01/15/2023	Interest	79466LAG9	3,100,000.00	Salesforce.com Inc Callable Note Cont 7/15/2022 0.625% Due 7/15/2024	0.00	9,687.51	9,687.51
01/15/2023	Paydown	89236XAC0	897,426.67	Toyota Auto Receivables 2020-D A3 0.35% Due 1/15/2025	32,075.75	224.03	32,299.78
01/15/2023	Paydown	43813DAC2	480,609.93	Honda Auto Receivables 2020-2 A3 0.82% Due 7/15/2024	20,796.19	271.67	21,067.86
01/15/2023	Paydown	44891RAC4	1,408,338.43	Hyundai Auto Receivables Trust 2020-C A3 0.38% Due 5/15/2025	78,111.92	347.12	78,459.04
01/15/2023	Paydown	47789KAC7	829,627.90	John Deere Owner Trust 2020-A A3 1.1% Due 8/15/2024	33,857.00	637.20	34,494.20
01/15/2023	Paydown	02582JIT8	2,765,000.00	American Express Credit Trust 2022-2 A 3.39% Due 5/17/2027	0.00	7,811.13	7,811.13
01/15/2023	Paydown	44891WAC3	1,205,000.00	Hyundai Auto Lease Trust 2022-A A3 1.16% Due 1/15/2025	0.00	1,164.83	1,164.83

City of Corona Consolidated

Cash Flow Report



Account #10003

As of August 31, 2022

Payment Date	Transaction Type	CUSIP	Quantity	Security Description	Principal Amount	Income	Total Amount
01/15/2023	Paydown	448977AD0	1,350,000.00	Hyundai Auto Receivables Trust 2022-A A3 2.22% Due 10/15/2026	0.00	2,497.50	2,497.50
01/15/2023	Paydown	44933LAC7	1,340,000.00	Hyundai Auto Receivables Trust 2021-A A3 0.38% Due 9/15/2025	70,365.97	379.79	70,745.76
01/15/2023	Paydown	44935FAD6	730,000.00	Hyundai Auto Receivables Trust 2021-C A3 0.74% Due 5/15/2026	0.00	450.17	450.17
01/15/2023	Paydown	47787NAC3	397,973.73	John Deere Owner Trust 2020-B A3 0.51% Due 11/15/2024	23,373.54	129.44	23,502.98
01/15/2023	Paydown	47789QAC4	1,290,000.00	John Deere Owner Trust 2021-B A3 0.52% Due 3/16/2026	0.00	559.00	559.00
01/15/2023	Paydown	65479JAD5	568,460.46	Nissan Auto Receivables Owner 2019-C A3 1.93% Due 7/15/2024	24,327.17	758.65	25,085.82
01/15/2023	Paydown	89240BAC2	2,556,527.94	Toyota Auto Receivables Owners 2021-A A3 0.26% Due 5/15/2025	134,335.46	437.58	134,773.04
01/15/2023	Paydown	44891VAC5	1,900,000.00	Hyundai Auto Lease Trust 2021-B A3 0.33% Due 6/17/2024	0.00	522.50	522.50
01/15/2023	Paydown	47787JAC2	1,010,000.00	John Deere Owner Trust 2022-A A3 2.32% Due 9/16/2026	0.00	1,952.67	1,952.67
01/15/2023	Paydown	43815BAC4	1,650,000.00	Honda Auto Receivables Trust 2022-1 A3 1.88% Due 5/15/2026	0.00	2,585.00	2,585.00
01/15/2023	Paydown	477870AC3	77,045.42	John Deere Owner Trust 2019-B A3 2.21% Due 12/15/2023	4,780.17	106.86	4,887.03
01/15/2023	Paydown	58769EAC2	592,211.02	Mercedes-Benz Auto Lease Trust 2020-B A3 0.4% Due 11/15/2023	116,219.78	38.74	116,258.52
01/15/2023	Paydown	89238JAC9	955,000.00	Toyota Auto Receivables Trust 2021-D A3 0.71% Due 4/15/2026	0.00	565.04	565.04
01/16/2023	Interest	57629WDE7	2,272,000.00	Mass Mutual Global funding Note 1.2% Due 7/16/2026	0.00	13,632.00	13,632.00
01/16/2023	Paydown	362554AC1	780,000.00	GM Financial Securitized Term 2021-4 A3 0.68% Due 9/16/2026	0.00	442.00	442.00
01/16/2023	Paydown	380146AC4	660,000.00	GM Financial Auto Receivables 2022-1 A3 1.26% Due 11/16/2026	0.00	693.00	693.00
01/17/2023	Interest	24422EVN6	2,140,000.00	John Deere Capital Corp Note 0.45% Due 1/17/2024	0.00	4,815.00	4,815.00

City of Corona Consolidated

Cash Flow Report



Account #10003

As of August 31, 2022

Payment Date	Transaction Type	CUSIP	Quantity	Security Description	Principal Amount	Income	Total Amount
01/18/2023	Paydown	43813KAC6	1,165,072.88	Honda Auto Receivables Trust 2020-3 A3 0.37% Due 10/18/2024	77,599.65	263.60	77,863.25
01/20/2023	Paydown	92348KAV5	1,150,000.00	Verizon Master Trust 2022-5 A1A 3.72% Due 7/20/2027	0.00	3,565.00	3,565.00
01/20/2023	Paydown	36262XAC8	2,145,000.00	GM Financial Auto Lease Trust 2021-3 A2 0.39% Due 10/21/2024	0.00	697.13	697.13
01/20/2023	Paydown	36265MAC9	2,105,000.00	GM Financial Auto Lease Trust 2022-1 A3 1.9% Due 3/20/2025	0.00	3,332.92	3,332.92
01/20/2023	Paydown	92290BAA9	2,260,000.00	Verizon Owner Trust 2020-B A 0.47% Due 2/20/2025	75,023.80	767.74	75,791.54
01/20/2023	Paydown	89238LAC4	2,565,000.00	Toyota Lease Owner Trust 2022-A A3 1.96% Due 2/20/2025	0.00	4,189.50	4,189.50
01/20/2023	Paydown	92348AAA3	308,325.12	Verizon Owner Trust 2019-C A1A 1.94% Due 4/22/2024	14,484.15	405.32	14,889.47
01/21/2023	Interest	90331HPL1	4,145,000.00	US Bank NA Callable Note Cont 12/21/2024 2.05% Due 1/21/2025	0.00	42,486.25	42,486.25
01/21/2023	Interest	3137EAEU9	6,300,000.00	FHLMC Note 0.375% Due 7/21/2025	0.00	11,812.50	11,812.50
01/21/2023	Paydown	43815GAC3	1,025,000.00	Honda Auto Receivables Trust 2021-4 A3 0.88% Due 1/21/2026	0.00	751.67	751.67
01/21/2023	Paydown	43813GAC5	720,685.99	Honda Auto Receivables Trust 2021-1 A3 0.27% Due 4/21/2025	37,885.01	128.08	38,013.09
01/25/2023	Interest	3137BYPQ7	2,876,143.32	FHLMC K726 A2 2.905% Due 4/25/2024	0.00	6,962.66	6,962.66
01/25/2023	Interest	3137B5JM6	3,850,000.00	FHLMC K034 A2 3.531% Due 7/25/2023	0.00	11,328.63	11,328.63
01/25/2023	Interest	3137B7MZ9	3,750,000.00	FHLMC K036 A2 3.527% Due 10/25/2023	0.00	11,015.77	11,015.77
01/25/2023	Paydown	05601XAC3	1,000,000.00	BMW Vehicle Lease Trust 2022-1 A3 1.1% Due 3/25/2025	0.00	916.67	916.67
01/25/2023	Paydown	3137B4WB8	3,350,000.00	FHLMC K033 A2 3.06% Due 7/25/2023	0.00	8,542.50	8,542.50
01/25/2023	Paydown	3137BSRE5	3,000,000.00	FHLMC K059 A2 3.12% Due 9/25/2026	0.00	7,800.00	7,800.00

City of Corona Consolidated

Cash Flow Report



Account #10003

As of August 31, 2022

Payment Date	Transaction Type	CUSIP	Quantity	Security Description	Principal Amount	Income	Total Amount
01/25/2023	Paydown	05602RAD3	1,065,000.00	BMW Vehicle Owner Trust 2022-A A3 3.21% Due 8/25/2026	0.00	2,848.88	2,848.88
01/25/2023	Paydown	09690AAC7	950,000.00	BMW Vehicle Lease Trust 2021-2 A3 0.33% Due 12/26/2024	79,061.50	261.25	79,322.75
01/25/2023	Paydown	3137BSP72	1,500,000.00	FHLMC K058 A2 2.653% Due 8/25/2026	0.00	3,316.25	3,316.25
01/31/2023	Interest	91282CAB7	6,000,000.00	US Treasury Note 0.25% Due 7/31/2025	0.00	7,500.00	7,500.00
01/31/2023	Interest	91282CFB2	1,300,000.00	US Treasury Note 2.75% Due 7/31/2027	0.00	17,875.00	17,875.00
JAN 2023					824,374.39	360,955.10	1,185,329.49
02/01/2023	Paydown	3137B7MZ9	3,750,000.00	FHLMC K036 A2 3.527% Due 10/25/2023	8,430.84	4.95	8,435.79
02/12/2023	Interest	3137EAEP0	6,575,000.00	FHLMC Note 1.5% Due 2/12/2025	0.00	49,312.50	49,312.50
02/14/2023	Maturity	78012U3M5	500,000.00	Royal Bank of Canada Yankee CD 1.35% Due 2/14/2023	500,000.00	6,843.75	506,843.75
02/15/2023	Interest	69371RQ25	715,000.00	Paccar Financial Corp Note 2.15% Due 8/15/2024	0.00	7,686.25	7,686.25
02/15/2023	Interest	912828D56	5,000,000.00	US Treasury Note 2.375% Due 8/15/2024	0.00	59,375.00	59,375.00
02/15/2023	Interest	912828B66	5,000,000.00	US Treasury Note 2.75% Due 2/15/2024	0.00	68,750.00	68,750.00
02/15/2023	Paydown	89240BAC2	2,556,527.94	Toyota Auto Receivables Owners 2021-A A3 0.26% Due 5/15/2025	134,379.11	408.48	134,787.59
02/15/2023	Paydown	02582JIT8	2,765,000.00	American Express Credit Trust 2022-2 A 3.39% Due 5/17/2027	0.00	7,811.13	7,811.13
02/15/2023	Paydown	44891VAC5	1,900,000.00	Hyundai Auto Lease Trust 2021-B A3 0.33% Due 6/17/2024	237,423.81	522.50	237,946.31
02/15/2023	Paydown	47787NAC3	397,973.73	John Deere Owner Trust 2020-B A3 0.51% Due 11/15/2024	23,382.69	119.51	23,502.20
02/15/2023	Paydown	47789QAC4	1,290,000.00	John Deere Owner Trust 2021-B A3 0.52% Due 3/16/2026	0.00	559.00	559.00

City of Corona Consolidated

Cash Flow Report



Account #10003

As of August 31, 2022

Payment Date	Transaction Type	CUSIP	Quantity	Security Description	Principal Amount	Income	Total Amount
02/15/2023	Paydown	43815BAC4	1,650,000.00	Honda Auto Receivables Trust 2022-1 A3 1.88% Due 5/15/2026	0.00	2,585.00	2,585.00
02/15/2023	Paydown	477870AC3	77,045.42	John Deere Owner Trust 2019-B A3 2.21% Due 12/15/2023	4,790.13	98.06	4,888.19
02/15/2023	Paydown	89238JAC9	955,000.00	Toyota Auto Receivables Trust 2021-D A3 0.71% Due 4/15/2026	0.00	565.04	565.04
02/15/2023	Paydown	44891RAC4	1,408,338.43	Hyundai Auto Receivables Trust 2020-C A3 0.38% Due 5/15/2025	78,140.55	322.39	78,462.94
02/15/2023	Paydown	44933LAC7	1,340,000.00	Hyundai Auto Receivables Trust 2021-A A3 0.38% Due 9/15/2025	70,388.83	357.51	70,746.34
02/15/2023	Paydown	65479JAD5	568,460.46	Nissan Auto Receivables Owner 2019-C A3 1.93% Due 7/15/2024	24,381.91	719.52	25,101.43
02/15/2023	Paydown	43813DAC2	480,609.93	Honda Auto Receivables 2020-2 A3 0.82% Due 7/15/2024	20,810.40	257.46	21,067.86
02/15/2023	Paydown	44891WAC3	1,205,000.00	Hyundai Auto Lease Trust 2022-A A3 1.16% Due 1/15/2025	0.00	1,164.83	1,164.83
02/15/2023	Paydown	448977AD0	1,350,000.00	Hyundai Auto Receivables Trust 2022-A A3 2.22% Due 10/15/2026	0.00	2,497.50	2,497.50
02/15/2023	Paydown	44935FAD6	730,000.00	Hyundai Auto Receivables Trust 2021-C A3 0.74% Due 5/15/2026	0.00	450.17	450.17
02/15/2023	Paydown	47787JAC2	1,010,000.00	John Deere Owner Trust 2022-A A3 2.32% Due 9/16/2026	0.00	1,952.67	1,952.67
02/15/2023	Paydown	47789KAC7	829,627.90	John Deere Owner Trust 2020-A A3 1.1% Due 8/15/2024	33,950.11	606.17	34,556.28
02/15/2023	Paydown	89236XAC0	897,426.67	Toyota Auto Receivables 2020-D A3 0.35% Due 1/15/2025	31,971.84	214.68	32,186.52
02/16/2023	Paydown	362554AC1	780,000.00	GM Financial Securitized Term 2021-4 A3 0.68% Due 9/16/2026	0.00	442.00	442.00
02/16/2023	Paydown	380146AC4	660,000.00	GM Financial Auto Receivables 2022-1 A3 1.26% Due 11/16/2026	0.00	693.00	693.00
02/18/2023	Paydown	43813KAC6	1,165,072.88	Honda Auto Receivables Trust 2020-3 A3 0.37% Due 10/18/2024	77,623.58	239.67	77,863.25
02/20/2023	Paydown	92348KAV5	1,150,000.00	Verizon Master Trust 2022-5 A1A 3.72% Due 7/20/2027	0.00	3,565.00	3,565.00

City of Corona Consolidated

Cash Flow Report



Account #10003

As of August 31, 2022

Payment Date	Transaction Type	CUSIP	Quantity	Security Description	Principal Amount	Income	Total Amount
02/20/2023	Paydown	89238LAC4	2,565,000.00	Toyota Lease Owner Trust 2022-A A3 1.96% Due 2/20/2025	0.00	4,189.50	4,189.50
02/20/2023	Paydown	92348AAA3	308,325.12	Verizon Owner Trust 2019-C A1A 1.94% Due 4/22/2024	14,516.74	381.90	14,898.64
02/20/2023	Paydown	36262XAC8	2,145,000.00	GM Financial Auto Lease Trust 2021-3 A2 0.39% Due 10/21/2024	0.00	697.13	697.13
02/20/2023	Paydown	36265MAC9	2,105,000.00	GM Financial Auto Lease Trust 2022-1 A3 1.9% Due 3/20/2025	0.00	3,332.92	3,332.92
02/20/2023	Paydown	92290BAA9	2,260,000.00	Verizon Owner Trust 2020-B A 0.47% Due 2/20/2025	75,053.18	738.36	75,791.54
02/21/2023	Paydown	43813GAC5	720,685.99	Honda Auto Receivables Trust 2021-1 A3 0.27% Due 4/21/2025	37,894.17	119.55	38,013.72
02/21/2023	Paydown	43815GAC3	1,025,000.00	Honda Auto Receivables Trust 2021-4 A3 0.88% Due 1/21/2026	0.00	751.67	751.67
02/25/2023	Interest	3135G05X7	6,285,000.00	FNMA Note 0.375% Due 8/25/2025	0.00	11,784.38	11,784.38
02/25/2023	Interest	3137B7MZ9	3,750,000.00	FHLMC K036 A2 3.527% Due 10/25/2023	0.00	10,990.99	10,990.99
02/25/2023	Interest	3137BYPQ7	2,876,143.32	FHLMC K726 A2 2.905% Due 4/25/2024	0.00	6,962.66	6,962.66
02/25/2023	Interest	3137B5JM6	3,850,000.00	FHLMC K034 A2 3.531% Due 7/25/2023	0.00	11,328.63	11,328.63
02/25/2023	Paydown	3137BSRE5	3,000,000.00	FHLMC K059 A2 3.12% Due 9/25/2026	0.00	7,800.00	7,800.00
02/25/2023	Paydown	05601XAC3	1,000,000.00	BMW Vehicle Lease Trust 2022-1 A3 1.1% Due 3/25/2025	0.00	916.67	916.67
02/25/2023	Paydown	09690AAC7	950,000.00	BMW Vehicle Lease Trust 2021-2 A3 0.33% Due 12/26/2024	79,080.60	239.51	79,320.11
02/25/2023	Paydown	05602RAD3	1,065,000.00	BMW Vehicle Owner Trust 2022-A A3 3.21% Due 8/25/2026	0.00	2,848.88	2,848.88
02/25/2023	Paydown	3137B4WB8	3,350,000.00	FHLMC K033 A2 3.06% Due 7/25/2023	554,066.91	8,542.50	562,609.41
02/25/2023	Paydown	3137BSP72	1,500,000.00	FHLMC K058 A2 2.653% Due 8/25/2026	0.00	3,316.25	3,316.25

City of Corona Consolidated

Account #10003

Cash Flow Report

As of August 31, 2022



Payment Date	Transaction Type	CUSIP	Quantity	Security Description	Principal Amount	Income	Total Amount
02/28/2023	Interest	912828ZC7	7,000,000.00	US Treasury Note 1.125% Due 2/28/2025	0.00	39,375.00	39,375.00
02/28/2023	Interest	91282CCW9	1,570,000.00	US Treasury Note 0.75% Due 8/31/2026	0.00	5,887.50	5,887.50
FEB 2023					2,006,285.40	338,327.74	2,344,613.14
03/01/2023	Paydown	3137B7MZ9	3,750,000.00	FHLMC K036 A2 3.527% Due 10/25/2023	9,944.06	5.85	9,949.91
03/03/2023	Interest	808513BY0	1,300,000.00	Charles Schwab Corp Callable Note Cont 2/3/2027 2.45% Due 3/3/2027	0.00	15,925.00	15,925.00
03/08/2023	Interest	3130A0XE5	1,000,000.00	FHLB Note 3.25% Due 3/8/2024	0.00	16,250.00	16,250.00
03/08/2023	Interest	3130AB3H7	4,000,000.00	FHLB Note 2.375% Due 3/8/2024	0.00	47,500.00	47,500.00
03/10/2023	Interest	89114TZT2	1,900,000.00	Toronto-Dominion Bank Note 2.8% Due 3/10/2027	0.00	26,600.00	26,600.00
03/13/2023	Interest	3130A2UW4	4,000,000.00	FHLB Note 2.875% Due 9/13/2024	0.00	57,500.00	57,500.00
03/14/2023	Interest	58989V2D5	1,715,000.00	Met Tower Global Funding Note 1.25% Due 9/14/2026	0.00	10,718.75	10,718.75
03/15/2023	Interest	91282CBR1	2,900,000.00	US Treasury Note 0.25% Due 3/15/2024	0.00	3,625.00	3,625.00
03/15/2023	Interest	91282CED9	7,000,000.00	US Treasury Note 1.75% Due 3/15/2025	0.00	61,250.00	61,250.00
03/15/2023	Paydown	43813DAC2	480,609.93	Honda Auto Receivables 2020-2 A3 0.82% Due 7/15/2024	20,824.62	243.24	21,067.86
03/15/2023	Paydown	44935FAD6	730,000.00	Hyundai Auto Receivables Trust 2021-C A3 0.74% Due 5/15/2026	0.00	450.17	450.17
03/15/2023	Paydown	47787JAC2	1,010,000.00	John Deere Owner Trust 2022-A A3 2.32% Due 9/16/2026	0.00	1,952.67	1,952.67
03/15/2023	Paydown	47789KAC7	829,627.90	John Deere Owner Trust 2020-A A3 1.1% Due 8/15/2024	34,043.48	575.04	34,618.52
03/15/2023	Paydown	89236XAC0	897,426.67	Toyota Auto Receivables 2020-D A3 0.35% Due 1/15/2025	31,866.85	205.35	32,072.20

City of Corona Consolidated

Account #10003

Cash Flow Report

As of August 31, 2022



Payment Date	Transaction Type	CUSIP	Quantity	Security Description	Principal Amount	Income	Total Amount
03/15/2023	Paydown	44891WAC3	1,205,000.00	Hyundai Auto Lease Trust 2022-A A3 1.16% Due 1/15/2025	0.00	1,164.83	1,164.83
03/15/2023	Paydown	448977AD0	1,350,000.00	Hyundai Auto Receivables Trust 2022-A A3 2.22% Due 10/15/2026	0.00	2,497.50	2,497.50
03/15/2023	Paydown	44933LAC7	1,340,000.00	Hyundai Auto Receivables Trust 2021-A A3 0.38% Due 9/15/2025	70,411.71	335.22	70,746.93
03/15/2023	Paydown	44891RAC4	1,408,338.43	Hyundai Auto Receivables Trust 2020-C A3 0.38% Due 5/15/2025	78,169.21	297.64	78,466.85
03/15/2023	Paydown	44891VAC5	1,900,000.00	Hyundai Auto Lease Trust 2021-B A3 0.33% Due 6/17/2024	237,445.57	457.21	237,902.78
03/15/2023	Paydown	02582JIT8	2,765,000.00	American Express Credit Trust 2022-2 A 3.39% Due 5/17/2027	0.00	7,811.13	7,811.13
03/15/2023	Paydown	43815BAC4	1,650,000.00	Honda Auto Receivables Trust 2022-1 A3 1.88% Due 5/15/2026	0.00	2,585.00	2,585.00
03/15/2023	Paydown	477870AC3	77,045.42	John Deere Owner Trust 2019-B A3 2.21% Due 12/15/2023	4,800.10	89.24	4,889.34
03/15/2023	Paydown	47787NAC3	397,973.73	John Deere Owner Trust 2020-B A3 0.51% Due 11/15/2024	23,391.85	109.57	23,501.42
03/15/2023	Paydown	47789QAC4	1,290,000.00	John Deere Owner Trust 2021-B A3 0.52% Due 3/16/2026	0.00	559.00	559.00
03/15/2023	Paydown	89240BAC2	2,556,527.94	Toyota Auto Receivables Owners 2021-A A3 0.26% Due 5/15/2025	134,422.79	379.36	134,802.15
03/15/2023	Paydown	65479JAD5	568,460.46	Nissan Auto Receivables Owner 2019-C A3 1.93% Due 7/15/2024	24,436.77	680.31	25,117.08
03/15/2023	Paydown	89238JAC9	955,000.00	Toyota Auto Receivables Trust 2021-D A3 0.71% Due 4/15/2026	0.00	565.04	565.04
03/16/2023	Paydown	362554AC1	780,000.00	GM Financial Securitized Term 2021-4 A3 0.68% Due 9/16/2026	0.00	442.00	442.00
03/16/2023	Paydown	380146AC4	660,000.00	GM Financial Auto Receivables 2022-1 A3 1.26% Due 11/16/2026	0.00	693.00	693.00
03/17/2023	Interest	931142ER0	785,000.00	Wal-Mart Stores Callable Note Cont 08/17/2026 1.05% Due 9/17/2026	0.00	4,121.25	4,121.25
03/18/2023	Interest	808513BN4	1,775,000.00	Charles Schwab Corp Callable Note Cont 2/18/2024 0.75% Due 3/18/2024	0.00	6,656.25	6,656.25

City of Corona Consolidated

Cash Flow Report



Account #10003

As of August 31, 2022

Payment Date	Transaction Type	CUSIP	Quantity	Security Description	Principal Amount	Income	Total Amount
03/18/2023	Paydown	43813KAC6	1,165,072.88	Honda Auto Receivables Trust 2020-3 A3 0.37% Due 10/18/2024	77,647.51	215.74	77,863.25
03/19/2023	Paydown	3137B5JM6	3,850,000.00	FHLMC K034 A2 3.531% Due 7/25/2023	152,200.67	358.28	152,558.95
03/20/2023	Paydown	92348KAV5	1,150,000.00	Verizon Master Trust 2022-5 A1A 3.72% Due 7/20/2027	0.00	3,565.00	3,565.00
03/20/2023	Paydown	36262XAC8	2,145,000.00	GM Financial Auto Lease Trust 2021-3 A2 0.39% Due 10/21/2024	194,805.07	697.13	195,502.20
03/20/2023	Paydown	36265MAC9	2,105,000.00	GM Financial Auto Lease Trust 2022-1 A3 1.9% Due 3/20/2025	0.00	3,332.92	3,332.92
03/20/2023	Paydown	92290BAA9	2,260,000.00	Verizon Owner Trust 2020-B A 0.47% Due 2/20/2025	75,082.58	708.96	75,791.54
03/20/2023	Paydown	92348AAA3	308,325.12	Verizon Owner Trust 2019-C A1A 1.94% Due 4/22/2024	14,549.41	358.43	14,907.84
03/20/2023	Paydown	89238LAC4	2,565,000.00	Toyota Lease Owner Trust 2022-A A3 1.96% Due 2/20/2025	0.00	4,189.50	4,189.50
03/21/2023	Paydown	43813GAC5	720,685.99	Honda Auto Receivables Trust 2021-1 A3 0.27% Due 4/21/2025	37,903.32	111.03	38,014.35
03/21/2023	Paydown	43815GAC3	1,025,000.00	Honda Auto Receivables Trust 2021-4 A3 0.88% Due 1/21/2026	0.00	751.67	751.67
03/23/2023	Interest	3137EAEX3	6,295,000.00	FHLMC Note 0.375% Due 9/23/2025	0.00	11,803.13	11,803.13
03/25/2023	Interest	3137B7MZ9	3,750,000.00	FHLMC K036 A2 3.527% Due 10/25/2023	0.00	10,961.76	10,961.76
03/25/2023	Interest	3137BYPQ7	2,876,143.32	FHLMC K726 A2 2.905% Due 4/25/2024	0.00	6,962.66	6,962.66
03/25/2023	Interest	3137B5JM6	3,850,000.00	FHLMC K034 A2 3.531% Due 7/25/2023	0.00	10,880.77	10,880.77
03/25/2023	Paydown	09690AAC7	950,000.00	BMW Vehicle Lease Trust 2021-2 A3 0.33% Due 12/26/2024	79,099.71	217.76	79,317.47
03/25/2023	Paydown	05601XAC3	1,000,000.00	BMW Vehicle Lease Trust 2022-1 A3 1.1% Due 3/25/2025	0.00	916.67	916.67
03/25/2023	Paydown	3137BSP72	1,500,000.00	FHLMC K058 A2 2.653% Due 8/25/2026	0.00	3,316.25	3,316.25

City of Corona Consolidated

Account #10003

Cash Flow Report

As of August 31, 2022



Payment Date	Transaction Type	CUSIP	Quantity	Security Description	Principal Amount	Income	Total Amount
03/25/2023	Paydown	05602RAD3	1,065,000.00	BMW Vehicle Owner Trust 2022-A A3 3.21% Due 8/25/2026	0.00	2,848.88	2,848.88
03/25/2023	Paydown	3137B4WB8	3,350,000.00	FHLMC K033 A2 3.06% Due 7/25/2023	555,766.51	7,129.63	562,896.14
03/25/2023	Paydown	3137BSRE5	3,000,000.00	FHLMC K059 A2 3.12% Due 9/25/2026	0.00	7,800.00	7,800.00
03/31/2023	Interest	91282CAM3	3,200,000.00	US Treasury Note 0.25% Due 9/30/2025	0.00	4,000.00	4,000.00
03/31/2023	Interest	91282CCZ2	3,130,000.00	US Treasury Note 0.875% Due 9/30/2026	0.00	13,693.75	13,693.75
MAR 2023					1,856,811.79	367,064.54	2,223,876.33
04/01/2023	Interest	13063DRK6	3,385,000.00	California State Taxable GO 2.4% Due 10/1/2024	0.00	40,620.00	40,620.00
04/01/2023	Paydown	3137B7MZ9	3,750,000.00	FHLMC K036 A2 3.527% Due 10/25/2023	27,423.72	16.12	27,439.84
04/07/2023	Interest	69371RR73	2,970,000.00	Paccar Financial Corp Note 2.85% Due 4/7/2025	0.00	42,322.50	42,322.50
04/14/2023	Interest	78016EZ59	1,270,000.00	Royal Bank of Canada Note 3.375% Due 4/14/2025	0.00	21,431.25	21,431.25
04/15/2023	Interest	3135G0W66	3,500,000.00	FNMA Note 1.625% Due 10/15/2024	0.00	28,437.50	28,437.50
04/15/2023	Paydown	44891RAC4	1,408,338.43	Hyundai Auto Receivables Trust 2020-C A3 0.38% Due 5/15/2025	78,197.87	272.89	78,470.76
04/15/2023	Paydown	44891VAC5	1,900,000.00	Hyundai Auto Lease Trust 2021-B A3 0.33% Due 6/17/2024	237,467.34	391.91	237,859.25
04/15/2023	Paydown	44933LAC7	1,340,000.00	Hyundai Auto Receivables Trust 2021-A A3 0.38% Due 9/15/2025	70,434.60	312.92	70,747.52
04/15/2023	Paydown	47787NAC3	397,973.73	John Deere Owner Trust 2020-B A3 0.51% Due 11/15/2024	23,401.01	99.63	23,500.64
04/15/2023	Paydown	47789QAC4	1,290,000.00	John Deere Owner Trust 2021-B A3 0.52% Due 3/16/2026	0.00	559.00	559.00
04/15/2023	Paydown	65479JAD5	568,460.46	Nissan Auto Receivables Owner 2019-C A3 1.93% Due 7/15/2024	24,491.76	641.00	25,132.76

City of Corona Consolidated

Cash Flow Report



Account #10003

As of August 31, 2022

Payment Date	Transaction Type	CUSIP	Quantity	Security Description	Principal Amount	Income	Total Amount
04/15/2023	Paydown	89240BAC2	2,556,527.94	Toyota Auto Receivables Owners 2021-A A3 0.26% Due 5/15/2025	134,466.47	350.24	134,816.71
04/15/2023	Paydown	44891WAC3	1,205,000.00	Hyundai Auto Lease Trust 2022-A A3 1.16% Due 1/15/2025	0.00	1,164.83	1,164.83
04/15/2023	Paydown	448977AD0	1,350,000.00	Hyundai Auto Receivables Trust 2022-A A3 2.22% Due 10/15/2026	0.00	2,497.50	2,497.50
04/15/2023	Paydown	44935FAD6	730,000.00	Hyundai Auto Receivables Trust 2021-C A3 0.74% Due 5/15/2026	0.00	450.17	450.17
04/15/2023	Paydown	47787JAC2	1,010,000.00	John Deere Owner Trust 2022-A A3 2.32% Due 9/16/2026	0.00	1,952.67	1,952.67
04/15/2023	Paydown	89238JAC9	955,000.00	Toyota Auto Receivables Trust 2021-D A3 0.71% Due 4/15/2026	0.00	565.04	565.04
04/15/2023	Paydown	02582JIT8	2,765,000.00	American Express Credit Trust 2022-2 A 3.39% Due 5/17/2027	0.00	7,811.13	7,811.13
04/15/2023	Paydown	43813DAC2	480,609.93	Honda Auto Receivables 2020-2 A3 0.82% Due 7/15/2024	20,838.85	229.01	21,067.86
04/15/2023	Paydown	43815BAC4	1,650,000.00	Honda Auto Receivables Trust 2022-1 A3 1.88% Due 5/15/2026	0.00	2,585.00	2,585.00
04/15/2023	Paydown	477870AC3	77,045.42	John Deere Owner Trust 2019-B A3 2.21% Due 12/15/2023	4,810.10	80.40	4,890.50
04/15/2023	Paydown	47789KAC7	829,627.90	John Deere Owner Trust 2020-A A3 1.1% Due 8/15/2024	34,137.09	543.84	34,680.93
04/15/2023	Paydown	89236XAC0	897,426.67	Toyota Auto Receivables 2020-D A3 0.35% Due 1/15/2025	31,760.75	196.06	31,956.81
04/16/2023	Paydown	362554AC1	780,000.00	GM Financial Securitized Term 2021-4 A3 0.68% Due 9/16/2026	0.00	442.00	442.00
04/16/2023	Paydown	380146AC4	660,000.00	GM Financial Auto Receivables 2022-1 A3 1.26% Due 11/16/2026	0.00	693.00	693.00
04/18/2023	Paydown	43813KAC6	1,165,072.88	Honda Auto Receivables Trust 2020-3 A3 0.37% Due 10/18/2024	77,671.45	191.80	77,863.25
04/19/2023	Paydown	3137B5JM6	3,850,000.00	FHLMC K034 A2 3.531% Due 7/25/2023	9,114.10	21.45	9,135.55
04/20/2023	Interest	4581X0DV7	6,390,000.00	Inter-American Dev Bank Note 0.875% Due 4/20/2026	0.00	27,956.25	27,956.25

City of Corona Consolidated

Cash Flow Report



Account #10003

As of August 31, 2022

Payment Date	Transaction Type	CUSIP	Quantity	Security Description	Principal Amount	Income	Total Amount
04/20/2023	Paydown	36262XAC8	2,145,000.00	GM Financial Auto Lease Trust 2021-3 A2 0.39% Due 10/21/2024	194,844.04	633.81	195,477.85
04/20/2023	Paydown	36265MAC9	2,105,000.00	GM Financial Auto Lease Trust 2022-1 A3 1.9% Due 3/20/2025	0.00	3,332.92	3,332.92
04/20/2023	Paydown	92290BAA9	2,260,000.00	Verizon Owner Trust 2020-B A 0.47% Due 2/20/2025	75,111.98	679.56	75,791.54
04/20/2023	Paydown	89238LAC4	2,565,000.00	Toyota Lease Owner Trust 2022-A A3 1.96% Due 2/20/2025	0.00	4,189.50	4,189.50
04/20/2023	Paydown	92348AAA3	308,325.12	Verizon Owner Trust 2019-C A1A 1.94% Due 4/22/2024	14,582.14	334.91	14,917.05
04/20/2023	Paydown	92348KAV5	1,150,000.00	Verizon Master Trust 2022-5 A1A 3.72% Due 7/20/2027	0.00	3,565.00	3,565.00
04/21/2023	Paydown	43813GAC5	720,685.99	Honda Auto Receivables Trust 2021-1 A3 0.27% Due 4/21/2025	37,912.48	102.50	38,014.98
04/21/2023	Paydown	43815GAC3	1,025,000.00	Honda Auto Receivables Trust 2021-4 A3 0.88% Due 1/21/2026	0.00	751.67	751.67
04/22/2023	Interest	3135G03U5	5,270,000.00	FNMA Note 0.625% Due 4/22/2025	0.00	16,468.75	16,468.75
04/22/2023	Interest	46647PBK1	1,000,000.00	JP Morgan Chase & Co Callable Note Cont 4/22/2025 2.083% Due 4/22/2026	0.00	10,415.00	10,415.00
04/23/2023	Interest	06051GHT9	3,000,000.00	Bank of America Corp Callable Note 1X 4/23/2026 3.559% Due 4/23/2027	0.00	53,385.01	53,385.01
04/25/2023	Interest	3137B5JM6	3,850,000.00	FHLMC K034 A2 3.531% Due 7/25/2023	0.00	10,853.96	10,853.96
04/25/2023	Interest	3137B7MZ9	3,750,000.00	FHLMC K036 A2 3.527% Due 10/25/2023	0.00	10,881.16	10,881.16
04/25/2023	Paydown	3137BSRE5	3,000,000.00	FHLMC K059 A2 3.12% Due 9/25/2026	0.00	7,800.00	7,800.00
04/25/2023	Paydown	3137BYPQ7	2,876,143.32	FHLMC K726 A2 2.905% Due 4/25/2024	1,864.98	6,962.66	8,827.64
04/25/2023	Paydown	05602RAD3	1,065,000.00	BMW Vehicle Owner Trust 2022-A A3 3.21% Due 8/25/2026	0.00	2,848.88	2,848.88
04/25/2023	Paydown	3137B4WB8	3,350,000.00	FHLMC K033 A2 3.06% Due 7/25/2023	557,471.33	5,712.42	563,183.75

City of Corona Consolidated

Cash Flow Report



Account #10003

As of August 31, 2022

Payment Date	Transaction Type	CUSIP	Quantity	Security Description	Principal Amount	Income	Total Amount
04/25/2023	Paydown	3137BSP72	1,500,000.00	FHLMC K058 A2 2.653% Due 8/25/2026	0.00	3,316.25	3,316.25
04/25/2023	Paydown	05601XAC3	1,000,000.00	BMW Vehicle Lease Trust 2022-1 A3 1.1% Due 3/25/2025	0.00	916.67	916.67
04/25/2023	Paydown	09690AAC7	950,000.00	BMW Vehicle Lease Trust 2021-2 A3 0.33% Due 12/26/2024	79,118.83	196.01	79,314.84
04/28/2023	Interest	6174468Q5	1,600,000.00	Morgan Stanley Callable Note Cont 4/28/2025 2.188% Due 4/28/2026	0.00	17,504.00	17,504.00
04/28/2023	Interest	459058JL8	6,300,000.00	Intl. Bank Recon & Development Note 0.5% Due 10/28/2025	0.00	15,750.00	15,750.00
04/30/2023	Interest	9128283D0	4,000,000.00	US Treasury Note 2.25% Due 10/31/2024	0.00	45,000.00	45,000.00
04/30/2023	Interest	91282CDG3	3,120,000.00	US Treasury Note 1.125% Due 10/31/2026	0.00	17,550.00	17,550.00
04/30/2023	Interest	912828X70	4,800,000.00	US Treasury Note 2% Due 4/30/2024	0.00	48,000.00	48,000.00
04/30/2023	Interest	91282CAT8	6,000,000.00	US Treasury Note 0.25% Due 10/31/2025	0.00	7,500.00	7,500.00
04/30/2023	Interest	912828T91	1,050,000.00	US Treasury Note 1.625% Due 10/31/2023	0.00	8,531.25	8,531.25
APR 2023					1,735,120.89	486,017.00	2,221,137.89
05/01/2023	Interest	78015K7C2	3,600,000.00	Royal Bank of Canada Note 2.25% Due 11/1/2024	0.00	40,500.00	40,500.00
05/01/2023	Interest	06367WB85	2,761,000.00	Bank of Montreal Note 1.85% Due 5/1/2025	0.00	25,539.25	25,539.25
05/01/2023	Paydown	3137B7MZ9	3,750,000.00	FHLMC K036 A2 3.527% Due 10/25/2023	55,808.72	32.81	55,841.53
05/07/2023	Interest	3135G06G3	6,300,000.00	FNMA Note 0.5% Due 11/7/2025	0.00	15,750.00	15,750.00
05/08/2023	Interest	14913Q3B3	2,593,000.00	Caterpillar Finl Service Note 2.15% Due 11/8/2024	0.00	27,874.75	27,874.75
05/10/2023	Interest	665859AW4	1,345,000.00	Northern Trust Company Callable Note Cont 4/10/2027 4% Due 5/10/2027	0.00	26,900.00	26,900.00

City of Corona Consolidated

Cash Flow Report



Account #10003

As of August 31, 2022

Payment Date	Transaction Type	CUSIP	Quantity	Security Description	Principal Amount	Income	Total Amount
05/12/2023	Interest	023135BX3	4,865,000.00	Amazon.com Inc Callable Note Cont 4/12/2026 1% Due 5/12/2026	0.00	24,325.00	24,325.00
05/13/2023	Interest	14913R2V8	1,460,000.00	Caterpillar Financial Service Note 3.4% Due 5/13/2025	0.00	24,820.00	24,820.00
05/15/2023	Interest	91324PEG3	1,365,000.00	United Health Group Inc Callable Note Cont 4/15/2027 3.7% Due 5/15/2027	0.00	25,252.50	25,252.50
05/15/2023	Interest	91324PEC2	805,000.00	United Health Group Inc Callable Note Cont 4/15/2026 1.15% Due 5/15/2026	0.00	4,628.75	4,628.75
05/15/2023	Paydown	44891VAC5	1,900,000.00	Hyundai Auto Lease Trust 2021-B A3 0.33% Due 6/17/2024	237,489.11	326.61	237,815.72
05/15/2023	Paydown	44935FAD6	730,000.00	Hyundai Auto Receivables Trust 2021-C A3 0.74% Due 5/15/2026	0.00	450.17	450.17
05/15/2023	Paydown	47787JAC2	1,010,000.00	John Deere Owner Trust 2022-A A3 2.32% Due 9/16/2026	0.00	1,952.67	1,952.67
05/15/2023	Paydown	02582JIT8	2,765,000.00	American Express Credit Trust 2022-2 A 3.39% Due 5/17/2027	0.00	7,811.13	7,811.13
05/15/2023	Paydown	44891WAC3	1,205,000.00	Hyundai Auto Lease Trust 2022-A A3 1.16% Due 1/15/2025	0.00	1,164.83	1,164.83
05/15/2023	Paydown	448977AD0	1,350,000.00	Hyundai Auto Receivables Trust 2022-A A3 2.22% Due 10/15/2026	0.00	2,497.50	2,497.50
05/15/2023	Paydown	44933LAC7	1,340,000.00	Hyundai Auto Receivables Trust 2021-A A3 0.38% Due 9/15/2025	70,457.48	290.62	70,748.10
05/15/2023	Paydown	47787NAC3	397,973.73	John Deere Owner Trust 2020-B A3 0.51% Due 11/15/2024	23,410.18	89.68	23,499.86
05/15/2023	Paydown	47789QAC4	1,290,000.00	John Deere Owner Trust 2021-B A3 0.52% Due 3/16/2026	56,030.42	559.00	56,589.42
05/15/2023	Paydown	65479JAD5	568,460.46	Nissan Auto Receivables Owner 2019-C A3 1.93% Due 7/15/2024	24,546.86	601.61	25,148.47
05/15/2023	Paydown	89240BAC2	2,556,527.94	Toyota Auto Receivables Owners 2021-A A3 0.26% Due 5/15/2025	134,510.18	321.10	134,831.28
05/15/2023	Paydown	43813DAC2	480,609.93	Honda Auto Receivables 2020-2 A3 0.82% Due 7/15/2024	20,853.09	214.77	21,067.86

City of Corona Consolidated

Cash Flow Report



Account #10003

As of August 31, 2022

Payment Date	Transaction Type	CUSIP	Quantity	Security Description	Principal Amount	Income	Total Amount
05/15/2023	Paydown	44891RAC4	1,408,338.43	Hyundai Auto Receivables Trust 2020-C A3 0.38% Due 5/15/2025	78,226.54	248.13	78,474.67
05/15/2023	Paydown	47789KAC7	829,627.90	John Deere Owner Trust 2020-A A3 1.1% Due 8/15/2024	34,230.98	512.54	34,743.52
05/15/2023	Paydown	89236XAC0	897,426.67	Toyota Auto Receivables 2020-D A3 0.35% Due 1/15/2025	31,653.56	186.79	31,840.35
05/15/2023	Paydown	43815BAC4	1,650,000.00	Honda Auto Receivables Trust 2022-1 A3 1.88% Due 5/15/2026	0.00	2,585.00	2,585.00
05/15/2023	Paydown	477870AC3	77,045.42	John Deere Owner Trust 2019-B A3 2.21% Due 12/15/2023	4,820.13	71.54	4,891.67
05/15/2023	Paydown	89238JAC9	955,000.00	Toyota Auto Receivables Trust 2021-D A3 0.71% Due 4/15/2026	43,140.03	565.04	43,705.07
05/16/2023	Paydown	362554AC1	780,000.00	GM Financial Securitized Term 2021-4 A3 0.68% Due 9/16/2026	0.00	442.00	442.00
05/16/2023	Paydown	380146AC4	660,000.00	GM Financial Auto Receivables 2022-1 A3 1.26% Due 11/16/2026	0.00	693.00	693.00
05/18/2023	Interest	22160KAM7	2,500,000.00	Costco Wholesale Corp Callable Note Cont 2/18/2027 3% Due 5/18/2027	0.00	37,500.00	37,500.00
05/18/2023	Paydown	43813KAC6	1,165,072.88	Honda Auto Receivables Trust 2020-3 A3 0.37% Due 10/18/2024	77,695.40	167.85	77,863.25
05/19/2023	Paydown	3137B5JM6	3,850,000.00	FHLMC K034 A2 3.531% Due 7/25/2023	669,494.27	1,575.99	671,070.26
05/20/2023	Paydown	89238LAC4	2,565,000.00	Toyota Lease Owner Trust 2022-A A3 1.96% Due 2/20/2025	0.00	4,189.50	4,189.50
05/20/2023	Paydown	92290BAA9	2,260,000.00	Verizon Owner Trust 2020-B A 0.47% Due 2/20/2025	75,141.40	650.14	75,791.54
05/20/2023	Paydown	36262XAC8	2,145,000.00	GM Financial Auto Lease Trust 2021-3 A2 0.39% Due 10/21/2024	194,883.01	570.49	195,453.50
05/20/2023	Paydown	36265MAC9	2,105,000.00	GM Financial Auto Lease Trust 2022-1 A3 1.9% Due 3/20/2025	0.00	3,332.92	3,332.92
05/20/2023	Paydown	92348AAA3	308,325.12	Verizon Owner Trust 2019-C A1A 1.94% Due 4/22/2024	14,614.95	311.34	14,926.29

City of Corona Consolidated

Account #10003

Cash Flow Report

As of August 31, 2022



Payment Date	Transaction Type	CUSIP	Quantity	Security Description	Principal Amount	Income	Total Amount
05/20/2023	Paydown	92348KAV5	1,150,000.00	Verizon Master Trust 2022-5 A1A 3.72% Due 7/20/2027	0.00	3,565.00	3,565.00
05/21/2023	Paydown	43815GAC3	1,025,000.00	Honda Auto Receivables Trust 2021-4 A3 0.88% Due 1/21/2026	46,476.86	751.67	47,228.53
05/21/2023	Paydown	43813GAC5	720,685.99	Honda Auto Receivables Trust 2021-1 A3 0.27% Due 4/21/2025	37,921.64	93.97	38,015.61
05/25/2023	Interest	3137B5JM6	3,850,000.00	FHLMC K034 A2 3.531% Due 7/25/2023	0.00	8,883.97	8,883.97
05/25/2023	Interest	3137B7MZ9	3,750,000.00	FHLMC K036 A2 3.527% Due 10/25/2023	0.00	10,717.13	10,717.13
05/25/2023	Paydown	3137BSRE5	3,000,000.00	FHLMC K059 A2 3.12% Due 9/25/2026	0.00	7,800.00	7,800.00
05/25/2023	Paydown	3137BYPQ7	2,876,143.32	FHLMC K726 A2 2.905% Due 4/25/2024	3,433.87	6,958.15	10,392.02
05/25/2023	Paydown	05601XAC3	1,000,000.00	BMW Vehicle Lease Trust 2022-1 A3 1.1% Due 3/25/2025	90,444.13	916.67	91,360.80
05/25/2023	Paydown	3137B4WB8	3,350,000.00	FHLMC K033 A2 3.06% Due 7/25/2023	559,181.37	4,290.87	563,472.24
05/25/2023	Paydown	05602RAD3	1,065,000.00	BMW Vehicle Owner Trust 2022-A A3 3.21% Due 8/25/2026	0.00	2,848.88	2,848.88
05/25/2023	Paydown	09690AAC7	950,000.00	BMW Vehicle Lease Trust 2021-2 A3 0.33% Due 12/26/2024	79,137.95	174.25	79,312.20
05/25/2023	Paydown	3137BSP72	1,500,000.00	FHLMC K058 A2 2.653% Due 8/25/2026	0.00	3,316.25	3,316.25
05/31/2023	Interest	91282CAZ4	3,800,000.00	US Treasury Note 0.375% Due 11/30/2025	0.00	7,125.00	7,125.00
05/31/2023	Interest	91282CET4	2,400,000.00	US Treasury Note 2.625% Due 5/31/2027	0.00	31,500.00	31,500.00
MAY 2023					2,663,602.13	374,446.83	3,038,048.96
06/01/2023	Interest	46647PCH7	3,295,000.00	JP Morgan Chase & Co Callable Note Cont 6/1/2024 0.824% Due 6/1/2025	0.00	13,575.40	13,575.40
06/01/2023	Paydown	3137B7MZ9	3,750,000.00	FHLMC K036 A2 3.527% Due 10/25/2023	210,721.53	123.87	210,845.40

City of Corona Consolidated

Cash Flow Report



Account #10003

As of August 31, 2022

Payment Date	Transaction Type	CUSIP	Quantity	Security Description	Principal Amount	Income	Total Amount
06/06/2023	Interest	74153WCQ0	1,975,000.00	Pricoa Global Funding Note 1.15% Due 12/6/2024	0.00	11,356.25	11,356.25
06/08/2023	Interest	89115A2C5	1,400,000.00	Toronto-Dominion Bank Note 4.108% Due 6/8/2027	0.00	28,756.00	28,756.00
06/10/2023	Interest	40139LBC6	3,000,000.00	Guardian Life Glob Fun Note 0.875% Due 12/10/2025	0.00	13,125.00	13,125.00
06/14/2023	Interest	3130A1XJ2	5,500,000.00	FHLB Note 2.875% Due 6/14/2024	0.00	79,062.51	79,062.51
06/15/2023	Interest	63743HFE7	940,000.00	National Rural Utilities Note 3.45% Due 6/15/2025	0.00	16,215.00	16,215.00
06/15/2023	Paydown	89240BAC2	2,556,527.94	Toyota Auto Receivables Owners 2021-A A3 0.26% Due 5/15/2025	134,553.89	291.96	134,845.85
06/15/2023	Paydown	43813DAC2	480,609.93	Honda Auto Receivables 2020-2 A3 0.82% Due 7/15/2024	20,867.34	200.52	21,067.86
06/15/2023	Paydown	44891WAC3	1,205,000.00	Hyundai Auto Lease Trust 2022-A A3 1.16% Due 1/15/2025	0.00	1,164.83	1,164.83
06/15/2023	Paydown	448977AD0	1,350,000.00	Hyundai Auto Receivables Trust 2022-A A3 2.22% Due 10/15/2026	0.00	2,497.50	2,497.50
06/15/2023	Paydown	44935FAD6	730,000.00	Hyundai Auto Receivables Trust 2021-C A3 0.74% Due 5/15/2026	36,442.24	450.17	36,892.41
06/15/2023	Paydown	47787JAC2	1,010,000.00	John Deere Owner Trust 2022-A A3 2.32% Due 9/16/2026	0.00	1,952.67	1,952.67
06/15/2023	Paydown	47789KAC7	829,627.90	John Deere Owner Trust 2020-A A3 1.1% Due 8/15/2024	34,325.11	481.17	34,806.28
06/15/2023	Paydown	89236XAC0	897,426.67	Toyota Auto Receivables 2020-D A3 0.35% Due 1/15/2025	31,545.24	177.56	31,722.80
06/15/2023	Paydown	02582JIT8	2,765,000.00	American Express Credit Trust 2022-2 A 3.39% Due 5/17/2027	0.00	7,811.13	7,811.13
06/15/2023	Paydown	44891VAC5	1,900,000.00	Hyundai Auto Lease Trust 2021-B A3 0.33% Due 6/17/2024	237,510.88	261.30	237,772.18
06/15/2023	Paydown	47787NAC3	397,973.73	John Deere Owner Trust 2020-B A3 0.51% Due 11/15/2024	23,419.34	79.74	23,499.08
06/15/2023	Paydown	47789QAC4	1,290,000.00	John Deere Owner Trust 2021-B A3 0.52% Due 3/16/2026	56,035.56	534.72	56,570.28

City of Corona Consolidated

Cash Flow Report



Account #10003

As of August 31, 2022

Payment Date	Transaction Type	CUSIP	Quantity	Security Description	Principal Amount	Income	Total Amount
06/15/2023	Paydown	44891RAC4	1,408,338.43	Hyundai Auto Receivables Trust 2020-C A3 0.38% Due 5/15/2025	78,255.23	223.35	78,478.58
06/15/2023	Paydown	44933LAC7	1,340,000.00	Hyundai Auto Receivables Trust 2021-A A3 0.38% Due 9/15/2025	70,480.39	268.30	70,748.69
06/15/2023	Paydown	65479JAD5	568,460.46	Nissan Auto Receivables Owner 2019-C A3 1.93% Due 7/15/2024	24,602.09	562.13	25,164.22
06/15/2023	Paydown	43815BAC4	1,650,000.00	Honda Auto Receivables Trust 2022-1 A3 1.88% Due 5/15/2026	0.00	2,585.00	2,585.00
06/15/2023	Paydown	477870AC3	77,045.42	John Deere Owner Trust 2019-B A3 2.21% Due 12/15/2023	4,830.17	62.66	4,892.83
06/15/2023	Paydown	89238JAC9	955,000.00	Toyota Auto Receivables Trust 2021-D A3 0.71% Due 4/15/2026	43,165.55	539.52	43,705.07
06/16/2023	Paydown	362554AC1	780,000.00	GM Financial Securitized Term 2021-4 A3 0.68% Due 9/16/2026	0.00	442.00	442.00
06/16/2023	Paydown	380146AC4	660,000.00	GM Financial Auto Receivables 2022-1 A3 1.26% Due 11/16/2026	0.00	693.00	693.00
06/17/2023	Interest	3135G04Z3	6,200,000.00	FNMA Note 0.5% Due 6/17/2025	0.00	15,500.00	15,500.00
06/18/2023	Interest	89236TJK2	3,325,000.00	Toyota Motor Credit Corp Note 1.125% Due 6/18/2026	0.00	18,703.13	18,703.13
06/18/2023	Paydown	43813KAC6	1,165,072.88	Honda Auto Receivables Trust 2020-3 A3 0.37% Due 10/18/2024	77,719.36	143.89	77,863.25
06/19/2023	Interest	06051GJD2	3,000,000.00	Bank of America Corp Callable Note Cont 6/19/2025 1.319% Due 6/19/2026	0.00	19,785.00	19,785.00
06/19/2023	Paydown	3137B5JM6	3,850,000.00	FHLMC K034 A2 3.531% Due 7/25/2023	6,871.48	16.18	6,887.66
06/20/2023	Interest	3130AQF40	4,300,000.00	FHLB Note 1% Due 12/20/2024	0.00	21,500.00	21,500.00
06/20/2023	Paydown	89238LAC4	2,565,000.00	Toyota Lease Owner Trust 2022-A A3 1.96% Due 2/20/2025	0.00	4,189.50	4,189.50
06/20/2023	Paydown	92348AAA3	308,325.12	Verizon Owner Trust 2019-C A1A 1.94% Due 4/22/2024	14,647.83	287.71	14,935.54
06/20/2023	Paydown	92348KAV5	1,150,000.00	Verizon Master Trust 2022-5 A1A 3.72% Due 7/20/2027	0.00	3,565.00	3,565.00

City of Corona Consolidated

Account #10003

Cash Flow Report

As of August 31, 2022



Payment Date	Transaction Type	CUSIP	Quantity	Security Description	Principal Amount	Income	Total Amount
06/20/2023	Paydown	36262XAC8	2,145,000.00	GM Financial Auto Lease Trust 2021-3 A2 0.39% Due 10/21/2024	194,921.99	507.15	195,429.14
06/20/2023	Paydown	36265MAC9	2,105,000.00	GM Financial Auto Lease Trust 2022-1 A3 1.9% Due 3/20/2025	0.00	3,332.92	3,332.92
06/20/2023	Paydown	92290BAA9	2,260,000.00	Verizon Owner Trust 2020-B A 0.47% Due 2/20/2025	75,170.83	620.71	75,791.54
06/21/2023	Paydown	43813GAC5	720,685.99	Honda Auto Receivables Trust 2021-1 A3 0.27% Due 4/21/2025	37,930.81	85.44	38,016.25
06/21/2023	Paydown	43815GAC3	1,025,000.00	Honda Auto Receivables Trust 2021-4 A3 0.88% Due 1/21/2026	46,487.71	717.58	47,205.29
06/23/2023	Interest	46647PCK0	1,565,000.00	JP Morgan Chase & Co Callable Note Cont 6/23/2024 0.969% Due 6/23/2025	0.00	7,582.43	7,582.43
06/25/2023	Interest	3137B5JM6	3,850,000.00	FHLMC K034 A2 3.531% Due 7/25/2023	0.00	8,863.75	8,863.75
06/25/2023	Interest	3137B7MZ9	3,750,000.00	FHLMC K036 A2 3.527% Due 10/25/2023	0.00	10,097.78	10,097.78
06/25/2023	Paydown	3137BY PQ7	2,876,143.32	FHLMC K726 A2 2.905% Due 4/25/2024	3,210.02	6,949.84	10,159.86
06/25/2023	Paydown	05602RAD3	1,065,000.00	BMW Vehicle Owner Trust 2022-A A3 3.21% Due 8/25/2026	0.00	2,848.88	2,848.88
06/25/2023	Paydown	3137B4WB8	3,350,000.00	FHLMC K033 A2 3.06% Due 7/25/2023	560,896.66	2,864.96	563,761.62
06/25/2023	Paydown	3137BSP72	1,500,000.00	FHLMC K058 A2 2.653% Due 8/25/2026	0.00	3,316.25	3,316.25
06/25/2023	Paydown	3137BSRE5	3,000,000.00	FHLMC K059 A2 3.12% Due 9/25/2026	0.00	7,800.00	7,800.00
06/25/2023	Paydown	05601XAC3	1,000,000.00	BMW Vehicle Lease Trust 2022-1 A3 1.1% Due 3/25/2025	90,536.84	833.76	91,370.60
06/25/2023	Paydown	09690AAC7	950,000.00	BMW Vehicle Lease Trust 2021-2 A3 0.33% Due 12/26/2024	79,157.07	152.49	79,309.56
06/30/2023	Interest	912828V23	4,500,000.00	US Treasury Note 2.25% Due 12/31/2023	0.00	50,625.00	50,625.00
06/30/2023	Interest	91282CEW7	6,650,000.00	US Treasury Note 3.25% Due 6/30/2027	0.00	108,062.50	108,062.50

City of Corona Consolidated

Cash Flow Report



Account #10003

As of August 31, 2022

Payment Date	Transaction Type	CUSIP	Quantity	Security Description	Principal Amount	Income	Total Amount
06/30/2023	Interest	912828XX3	4,900,000.00	US Treasury Note 2% Due 6/30/2024	0.00	49,000.00	49,000.00
JUN 2023					2,194,305.16	531,445.11	2,725,750.27
07/01/2023	Interest	66815L2J7	2,350,000.00	Northwestern Mutual Glbl Note 4% Due 7/1/2025	0.00	47,000.00	47,000.00
07/01/2023	Paydown	3137B7MZ9	3,750,000.00	FHLMC K036 A2 3.527% Due 10/25/2023	263,474.72	154.88	263,629.60
07/07/2023	Interest	3135G0X24	4,220,000.00	FNMA Note 1.625% Due 1/7/2025	0.00	34,287.50	34,287.50
07/09/2023	Interest	06367TQW3	1,500,000.00	Bank of Montreal Note 0.625% Due 7/9/2024	0.00	4,687.50	4,687.50
07/11/2023	Interest	59217GER6	2,485,000.00	Metlife Note 1.875% Due 1/11/2027	0.00	23,296.88	23,296.88
07/13/2023	Interest	89236TJT3	2,700,000.00	Toyota Motor Credit Corp Note 1.45% Due 1/13/2025	0.00	19,575.00	19,575.00
07/14/2023	Interest	64952WEK5	3,745,000.00	New York Life Global Note 1.45% Due 1/14/2025	0.00	27,151.25	27,151.25
07/14/2023	Interest	66815L2A6	1,870,000.00	Northwestern Mutual Glbl Note 0.8% Due 1/14/2026	0.00	7,480.00	7,480.00
07/15/2023	Interest	79466LAG9	3,100,000.00	Salesforce.com Inc Callable Note Cont 7/15/2022 0.625% Due 7/15/2024	0.00	9,687.51	9,687.51
07/15/2023	Paydown	89236XAC0	897,426.67	Toyota Auto Receivables 2020-D A3 0.35% Due 1/15/2025	31,435.79	168.36	31,604.15
07/15/2023	Paydown	02582JIT8	2,765,000.00	American Express Credit Trust 2022-2 A 3.39% Due 5/17/2027	0.00	7,811.13	7,811.13
07/15/2023	Paydown	43815BAC4	1,650,000.00	Honda Auto Receivables Trust 2022-1 A3 1.88% Due 5/15/2026	0.00	2,585.00	2,585.00
07/15/2023	Paydown	477870AC3	77,045.42	John Deere Owner Trust 2019-B A3 2.21% Due 12/15/2023	4,840.24	53.76	4,894.00
07/15/2023	Paydown	47787NAC3	397,973.73	John Deere Owner Trust 2020-B A3 0.51% Due 11/15/2024	23,428.52	69.78	23,498.30
07/15/2023	Paydown	47789QAC4	1,290,000.00	John Deere Owner Trust 2021-B A3 0.52% Due 3/16/2026	56,040.69	510.44	56,551.13

City of Corona Consolidated

Cash Flow Report



Account #10003

As of August 31, 2022

Payment Date	Transaction Type	CUSIP	Quantity	Security Description	Principal Amount	Income	Total Amount
07/15/2023	Paydown	89240BAC2	2,556,527.94	Toyota Auto Receivables Owners 2021-A A3 0.26% Due 5/15/2025	134,597.62	262.81	134,860.43
07/15/2023	Paydown	43813DAC2	480,609.93	Honda Auto Receivables 2020-2 A3 0.82% Due 7/15/2024	20,881.60	186.26	21,067.86
07/15/2023	Paydown	44935FAD6	730,000.00	Hyundai Auto Receivables Trust 2021-C A3 0.74% Due 5/15/2026	36,448.32	427.69	36,876.01
07/15/2023	Paydown	47787JAC2	1,010,000.00	John Deere Owner Trust 2022-A A3 2.32% Due 9/16/2026	0.00	1,952.67	1,952.67
07/15/2023	Paydown	47789KAC7	829,627.90	John Deere Owner Trust 2020-A A3 1.1% Due 8/15/2024	34,419.51	449.70	34,869.21
07/15/2023	Paydown	44891WAC3	1,205,000.00	Hyundai Auto Lease Trust 2022-A A3 1.16% Due 1/15/2025	0.00	1,164.83	1,164.83
07/15/2023	Paydown	448977AD0	1,350,000.00	Hyundai Auto Receivables Trust 2022-A A3 2.22% Due 10/15/2026	0.00	2,497.50	2,497.50
07/15/2023	Paydown	44933LAC7	1,340,000.00	Hyundai Auto Receivables Trust 2021-A A3 0.38% Due 9/15/2025	70,503.29	245.99	70,749.28
07/15/2023	Paydown	65479JAD5	568,460.46	Nissan Auto Receivables Owner 2019-C A3 1.93% Due 7/15/2024	24,657.45	522.56	25,180.01
07/15/2023	Paydown	89238JAC9	955,000.00	Toyota Auto Receivables Trust 2021-D A3 0.71% Due 4/15/2026	43,191.09	513.98	43,705.07
07/15/2023	Paydown	44891RAC4	1,408,338.43	Hyundai Auto Receivables Trust 2020-C A3 0.38% Due 5/15/2025	78,283.92	198.57	78,482.49
07/15/2023	Paydown	44891VAC5	1,900,000.00	Hyundai Auto Lease Trust 2021-B A3 0.33% Due 6/17/2024	237,532.65	195.98	237,728.63
07/16/2023	Interest	57629WDE7	2,272,000.00	Mass Mutual Global funding Note 1.2% Due 7/16/2026	0.00	13,632.00	13,632.00
07/16/2023	Paydown	362554AC1	780,000.00	GM Financial Securitized Term 2021-4 A3 0.68% Due 9/16/2026	37,056.26	442.00	37,498.26
07/16/2023	Paydown	380146AC4	660,000.00	GM Financial Auto Receivables 2022-1 A3 1.26% Due 11/16/2026	0.00	693.00	693.00
07/17/2023	Interest	24422EVN6	2,140,000.00	John Deere Capital Corp Note 0.45% Due 1/17/2024	0.00	4,815.00	4,815.00
07/18/2023	Paydown	43813KAC6	1,165,072.88	Honda Auto Receivables Trust 2020-3 A3 0.37% Due 10/18/2024	77,743.32	119.93	77,863.25

City of Corona Consolidated

Cash Flow Report



Account #10003

As of August 31, 2022

Payment Date	Transaction Type	CUSIP	Quantity	Security Description	Principal Amount	Income	Total Amount
07/19/2023	Paydown	3137B5JM6	3,850,000.00	FHLMC K034 A2 3.531% Due 7/25/2023	1,351,013.40	3,180.29	1,354,193.69
07/20/2023	Paydown	92348KAV5	1,150,000.00	Verizon Master Trust 2022-5 A1A 3.72% Due 7/20/2027	0.00	3,565.00	3,565.00
07/20/2023	Paydown	89238LAC4	2,565,000.00	Toyota Lease Owner Trust 2022-A A3 1.96% Due 2/20/2025	0.00	4,189.50	4,189.50
07/20/2023	Paydown	92290BAA9	2,260,000.00	Verizon Owner Trust 2020-B A 0.47% Due 2/20/2025	75,200.27	591.27	75,791.54
07/20/2023	Paydown	36262XAC8	2,145,000.00	GM Financial Auto Lease Trust 2021-3 A2 0.39% Due 10/21/2024	194,960.97	443.80	195,404.77
07/20/2023	Paydown	36265MAC9	2,105,000.00	GM Financial Auto Lease Trust 2022-1 A3 1.9% Due 3/20/2025	0.00	3,332.92	3,332.92
07/20/2023	Paydown	92348AAA3	308,325.12	Verizon Owner Trust 2019-C A1A 1.94% Due 4/22/2024	14,680.79	264.03	14,944.82
07/21/2023	Interest	3137EAEU9	6,300,000.00	FHLMC Note 0.375% Due 7/21/2025	0.00	11,812.50	11,812.50
07/21/2023	Interest	90331HPL1	4,145,000.00	US Bank NA Callable Note Cont 12/21/2024 2.05% Due 1/21/2025	0.00	42,486.25	42,486.25
07/21/2023	Paydown	43815GAC3	1,025,000.00	Honda Auto Receivables Trust 2021-4 A3 0.88% Due 1/21/2026	46,498.56	683.49	47,182.05
07/21/2023	Paydown	43813GAC5	720,685.99	Honda Auto Receivables Trust 2021-1 A3 0.27% Due 4/21/2025	37,939.98	76.90	38,016.88
07/25/2023	Interest	3137B7MZ9	3,750,000.00	FHLMC K036 A2 3.527% Due 10/25/2023	0.00	9,323.38	9,323.38
07/25/2023	Interest	3137B5JM6	3,850,000.00	FHLMC K034 A2 3.531% Due 7/25/2023	0.00	4,888.39	4,888.39
07/25/2023	Paydown	3137BSRE5	3,000,000.00	FHLMC K059 A2 3.12% Due 9/25/2026	0.00	7,800.00	7,800.00
07/25/2023	Paydown	09690AAC7	950,000.00	BMW Vehicle Lease Trust 2021-2 A3 0.33% Due 12/26/2024	79,176.20	130.72	79,306.92
07/25/2023	Paydown	3137BSP72	1,500,000.00	FHLMC K058 A2 2.653% Due 8/25/2026	0.00	3,316.25	3,316.25
07/25/2023	Paydown	3137BYPQ7	2,876,143.32	FHLMC K726 A2 2.905% Due 4/25/2024	3,457.50	6,942.07	10,399.57

City of Corona Consolidated

Cash Flow Report



Account #10003

As of August 31, 2022

Payment Date	Transaction Type	CUSIP	Quantity	Security Description	Principal Amount	Income	Total Amount
07/25/2023	Paydown	05602RAD3	1,065,000.00	BMW Vehicle Owner Trust 2022-A A3 3.21% Due 8/25/2026	0.00	2,848.88	2,848.88
07/25/2023	Paydown	3137B4WB8	3,350,000.00	FHLMC K033 A2 3.06% Due 7/25/2023	562,617.21	1,434.67	564,051.88
07/25/2023	Paydown	05601XAC3	1,000,000.00	BMW Vehicle Lease Trust 2022-1 A3 1.1% Due 3/25/2025	90,629.64	750.77	91,380.41
07/31/2023	Interest	91282CAB7	6,000,000.00	US Treasury Note 0.25% Due 7/31/2025	0.00	7,500.00	7,500.00
07/31/2023	Interest	91282CFB2	1,300,000.00	US Treasury Note 2.75% Due 7/31/2027	0.00	17,875.00	17,875.00
JUL 2023					3,630,709.51	346,275.54	3,976,985.05
08/01/2023	Paydown	3137B7MZ9	3,750,000.00	FHLMC K036 A2 3.527% Due 10/25/2023	916,673.48	538.85	917,212.33
08/12/2023	Interest	3137EAEP0	6,575,000.00	FHLMC Note 1.5% Due 2/12/2025	0.00	49,312.50	49,312.50
08/15/2023	Interest	69371RQ25	715,000.00	Paccar Financial Corp Note 2.15% Due 8/15/2024	0.00	7,686.25	7,686.25
08/15/2023	Interest	912828B66	5,000,000.00	US Treasury Note 2.75% Due 2/15/2024	0.00	68,750.00	68,750.00
08/15/2023	Interest	912828D56	5,000,000.00	US Treasury Note 2.375% Due 8/15/2024	0.00	59,375.00	59,375.00
08/15/2023	Paydown	02582JIT8	2,765,000.00	American Express Credit Trust 2022-2 A 3.39% Due 5/17/2027	0.00	7,811.13	7,811.13
08/15/2023	Paydown	44891RAC4	1,408,338.43	Hyundai Auto Receivables Trust 2020-C A3 0.38% Due 5/15/2025	78,312.63	173.78	78,486.41
08/15/2023	Paydown	44891VAC5	1,900,000.00	Hyundai Auto Lease Trust 2021-B A3 0.33% Due 6/17/2024	237,554.43	130.66	237,685.09
08/15/2023	Paydown	44933LAC7	1,340,000.00	Hyundai Auto Receivables Trust 2021-A A3 0.38% Due 9/15/2025	70,526.20	223.66	70,749.86
08/15/2023	Paydown	47787NAC3	397,973.73	John Deere Owner Trust 2020-B A3 0.51% Due 11/15/2024	23,437.70	59.82	23,497.52
08/15/2023	Paydown	47789QAC4	1,290,000.00	John Deere Owner Trust 2021-B A3 0.52% Due 3/16/2026	56,045.84	486.15	56,531.99

City of Corona Consolidated

Cash Flow Report



Account #10003

As of August 31, 2022

Payment Date	Transaction Type	CUSIP	Quantity	Security Description	Principal Amount	Income	Total Amount
08/15/2023	Paydown	89240BAC2	2,556,527.94	Toyota Auto Receivables Owners 2021-A A3 0.26% Due 5/15/2025	134,641.37	233.64	134,875.01
08/15/2023	Paydown	44891WAC3	1,205,000.00	Hyundai Auto Lease Trust 2022-A A3 1.16% Due 1/15/2025	133,203.07	1,164.83	134,367.90
08/15/2023	Paydown	448977AD0	1,350,000.00	Hyundai Auto Receivables Trust 2022-A A3 2.22% Due 10/15/2026	0.00	2,497.50	2,497.50
08/15/2023	Paydown	44935FAD6	730,000.00	Hyundai Auto Receivables Trust 2021-C A3 0.74% Due 5/15/2026	36,454.39	405.22	36,859.61
08/15/2023	Paydown	47787JAC2	1,010,000.00	John Deere Owner Trust 2022-A A3 2.32% Due 9/16/2026	0.00	1,952.67	1,952.67
08/15/2023	Paydown	65479JAD5	568,460.46	Nissan Auto Receivables Owner 2019-C A3 1.93% Due 7/15/2024	24,712.92	482.91	25,195.83
08/15/2023	Paydown	89238JAC9	955,000.00	Toyota Auto Receivables Trust 2021-D A3 0.71% Due 4/15/2026	43,216.65	488.42	43,705.07
08/15/2023	Paydown	43813DAC2	480,609.93	Honda Auto Receivables 2020-2 A3 0.82% Due 7/15/2024	20,895.87	171.99	21,067.86
08/15/2023	Paydown	43815BAC4	1,650,000.00	Honda Auto Receivables Trust 2022-1 A3 1.88% Due 5/15/2026	0.00	2,585.00	2,585.00
08/15/2023	Paydown	477870AC3	77,045.42	John Deere Owner Trust 2019-B A3 2.21% Due 12/15/2023	4,850.32	44.85	4,895.17
08/15/2023	Paydown	47789KAC7	829,627.90	John Deere Owner Trust 2020-A A3 1.1% Due 8/15/2024	34,514.16	418.15	34,932.31
08/15/2023	Paydown	89236XAC0	897,426.67	Toyota Auto Receivables 2020-D A3 0.35% Due 1/15/2025	31,325.22	159.19	31,484.41
08/16/2023	Paydown	362554AC1	780,000.00	GM Financial Securitized Term 2021-4 A3 0.68% Due 9/16/2026	37,064.91	421.00	37,485.91
08/16/2023	Paydown	380146AC4	660,000.00	GM Financial Auto Receivables 2022-1 A3 1.26% Due 11/16/2026	0.00	693.00	693.00
08/18/2023	Paydown	43813KAC6	1,165,072.88	Honda Auto Receivables Trust 2020-3 A3 0.37% Due 10/18/2024	77,767.29	95.96	77,863.25
08/19/2023	Paydown	3137B5JM6	3,850,000.00	FHLMC K034 A2 3.531% Due 7/25/2023	1,661,306.08	3,910.71	1,665,216.79
08/20/2023	Paydown	92348KAV5	1,150,000.00	Verizon Master Trust 2022-5 A1A 3.72% Due 7/20/2027	0.00	3,565.00	3,565.00

City of Corona Consolidated

Account #10003

Cash Flow Report

As of August 31, 2022



Payment Date	Transaction Type	CUSIP	Quantity	Security Description	Principal Amount	Income	Total Amount
08/20/2023	Paydown	89238LAC4	2,565,000.00	Toyota Lease Owner Trust 2022-A A3 1.96% Due 2/20/2025	0.00	4,189.50	4,189.50
08/20/2023	Paydown	92348AAA3	308,325.12	Verizon Owner Trust 2019-C A1A 1.94% Due 4/22/2024	14,713.82	240.30	14,954.12
08/20/2023	Paydown	36262XAC8	2,145,000.00	GM Financial Auto Lease Trust 2021-3 A2 0.39% Due 10/21/2024	194,999.96	380.44	195,380.40
08/20/2023	Paydown	36265MAC9	2,105,000.00	GM Financial Auto Lease Trust 2022-1 A3 1.9% Due 3/20/2025	0.00	3,332.92	3,332.92
08/20/2023	Paydown	92290BAA9	2,260,000.00	Verizon Owner Trust 2020-B A 0.47% Due 2/20/2025	75,229.73	561.81	75,791.54
08/21/2023	Paydown	43815GAC3	1,025,000.00	Honda Auto Receivables Trust 2021-4 A3 0.88% Due 1/21/2026	46,509.41	649.39	47,158.80
08/21/2023	Paydown	43813GAC5	720,685.99	Honda Auto Receivables Trust 2021-1 A3 0.27% Due 4/21/2025	37,949.14	68.37	38,017.51
08/25/2023	Interest	3137B7MZ9	3,750,000.00	FHLMC K036 A2 3.527% Due 10/25/2023	0.00	6,629.13	6,629.13
08/25/2023	Interest	3135G05X7	6,285,000.00	FNMA Note 0.375% Due 8/25/2025	0.00	11,784.38	11,784.38
08/25/2023	Paydown	3137BSRE5	3,000,000.00	FHLMC K059 A2 3.12% Due 9/25/2026	0.00	7,800.00	7,800.00
08/25/2023	Paydown	3137BYPQ7	2,876,143.32	FHLMC K726 A2 2.905% Due 4/25/2024	81,248.84	6,933.70	88,182.54
08/25/2023	Paydown	05602RAD3	1,065,000.00	BMW Vehicle Owner Trust 2022-A A3 3.21% Due 8/25/2026	0.00	2,848.88	2,848.88
08/25/2023	Paydown	3137BSP72	1,500,000.00	FHLMC K058 A2 2.653% Due 8/25/2026	0.00	3,316.25	3,316.25
08/25/2023	Paydown	05601XAC3	1,000,000.00	BMW Vehicle Lease Trust 2022-1 A3 1.1% Due 3/25/2025	90,722.54	667.69	91,390.23
08/25/2023	Paydown	09690AAC7	950,000.00	BMW Vehicle Lease Trust 2021-2 A3 0.33% Due 12/26/2024	79,195.34	108.95	79,304.29
08/31/2023	Interest	91282CCW9	1,570,000.00	US Treasury Note 0.75% Due 8/31/2026	0.00	5,887.50	5,887.50

City of Corona Consolidated

Account #10003

Cash Flow Report

As of August 31, 2022



Payment Date	Transaction Type	CUSIP	Quantity	Security Description	Principal Amount	Income	Total Amount
08/31/2023	Interest	912828ZC7	7,000,000.00	US Treasury Note 1.125% Due 2/28/2025	0.00	39,375.00	39,375.00
AUG 2023					4,243,071.31	308,612.05	4,551,683.36
TOTAL					22,370,359.15	5,120,877.85	27,491,237.00

City of Corona Consolidated

Holdings by Maturity



Account #10003

As of August 31, 2022

CUSIP	Security Description	Par Value/Units	Purchase Date Book Yield	Cost Value Book Value	Mkt Price Mkt YTM	Market Value Accrued Int.	% of Port. Gain/Loss	Moody S&P	Term (yrs) Duration
90LAIF\$00	Local Agency Investment Fund State Pool	101,695,864.70	Various 1.38%	101,695,864.70 101,695,864.70	1.00 1.38%	101,695,864.70 186,793.54	25.47% 0.00	NR NR	0.00 0.00
60934N807	Federated Investors Govt Oblig Fund Inst.	308,556.42	Various 1.88%	308,556.42 308,556.42	1.00 1.88%	308,556.42 0.00	0.08% 0.00	Aaa AAA	0.00 0.00
43815NAC8	Honda Auto Receivables Trust 2019-3 A3 1.78% Due 8/15/2023	226,132.90	08/20/2019 1.79%	226,131.03 226,131.03	99.84 3.27%	225,781.71 178.90	0.06% (349.32)	Aaa AAA	0.04 0.10
58769EAC2	Mercedes-Benz Auto Lease Trust 2020-B A3 0.4% Due 11/15/2023	592,211.02	09/15/2020 0.40%	592,180.99 592,180.99	99.43 3.20%	588,833.65 105.28	0.15% (3,347.34)	NR AAA	0.21 0.20
78012U3M5	Royal Bank of Canada Yankee CD 1.35% Due 2/14/2023	500,000.00	02/11/2022 1.35%	500,000.00 500,000.00	98.98 3.55%	494,917.00 3,731.25	0.12% (5,083.00)	P-1 A-1+	0.46 0.45
43813KAC6	Honda Auto Receivables Trust 2020-3 A3 0.37% Due 10/18/2024	1,165,072.88	09/22/2020 0.38%	1,164,901.73 1,164,901.73	98.00 3.95%	1,141,767.93 155.67	0.29% (23,133.80)	NR AAA	0.63 0.56
477870AC3	John Deere Owner Trust 2019-B A3 2.21% Due 12/15/2023	77,045.42	07/16/2019 2.23%	77,029.07 77,029.07	99.87 3.31%	76,942.72 75.68	0.02% (86.35)	Aaa NR	0.67 0.12
3137B4WB8	FHLMC K033 A2 3.06% Due 7/25/2023	3,350,000.00	07/23/2019 2.18%	3,458,875.00 3,458,875.00	99.29 3.77%	3,326,258.55 1,708.50	0.83% (132,616.45)	Aaa NR	0.69 0.73
47787NAC3	John Deere Owner Trust 2020-B A3 0.51% Due 11/15/2024	397,973.73	07/14/2020 0.52%	397,913.08 397,913.08	98.21 4.07%	390,867.91 90.21	0.10% (7,045.17)	Aaa NR	0.70 0.50
44891VAC5	Hyundai Auto Lease Trust 2021-B A3 0.33% Due 6/17/2024	1,900,000.00	06/08/2021 0.34%	1,899,715.00 1,899,715.00	97.70 3.83%	1,856,277.20 278.67	0.46% (43,437.80)	Aaa AAA	0.75 0.66
44891RAC4	Hyundai Auto Receivables Trust 2020-C A3 0.38% Due 5/15/2025	1,408,338.43	10/20/2020 0.39%	1,408,014.09 1,408,014.09	97.82 3.90%	1,377,605.67 237.85	0.34% (30,408.42)	NR AAA	0.75 0.62
89240BAC2	Toyota Auto Receivables Owners 2021-A A3 0.26% Due 5/15/2025	2,556,527.94	02/02/2021 0.27%	2,556,053.45 2,556,053.45	97.52 3.96%	2,493,018.67 295.42	0.62% (63,034.78)	Aaa NR	0.79 0.67
43813GAC5	Honda Auto Receivables Trust 2021-1 A3 0.27% Due 4/21/2025	720,685.99	02/17/2021 0.27%	720,672.80 720,672.80	97.54 4.00%	702,978.74 54.05	0.18% (17,694.06)	Aaa NR	0.81 0.66
09690AAC7	BMW Vehicle Lease Trust 2021-2 A3 0.33% Due 12/26/2024	950,000.00	09/08/2021 0.34%	949,901.96 949,901.96	97.25 3.88%	923,855.06 52.25	0.23% (26,046.90)	Aaa NR	0.86 0.78
3137B5JM6	FHLMC K034 A2 3.531% Due 7/25/2023	3,850,000.00	08/28/2018 3.03%	3,931,662.11 3,931,662.11	99.66 3.70%	3,836,859.95 11,328.63	0.96% (94,802.16)	NR NR	0.88 0.77

City of Corona Consolidated

Holdings by Maturity



Account #10003

As of August 31, 2022

CUSIP	Security Description	Par Value/Units	Purchase Date Book Yield	Cost Value Book Value	Mkt Price Mkt YTM	Market Value Accrued Int.	% of Port. Gain/Loss	Moody S&P	Term (yrs) Duration
92348AAA3	Verizon Owner Trust 2019-C A1A 1.94% Due 4/22/2024	308,325.12	10/01/2019 1.95%	308,301.34 308,301.34	99.74 3.26%	307,508.36 182.77	0.08% (792.98)	NR AAA	0.89 0.20
3137B7MZ9	FHLMC K036 A2 3.527% Due 10/25/2023	3,750,000.00	Various 2.97%	3,837,910.16 3,837,910.16	99.50 3.83%	3,731,152.50 2,204.38	0.93% (106,757.66)	Aaa NR	0.95 0.97
44933LAC7	Hyundai Auto Receivables Trust 2021-A A3 0.38% Due 9/15/2025	1,340,000.00	04/20/2021 0.38%	1,339,859.03 1,339,859.03	96.84 4.03%	1,297,656.00 226.31	0.32% (42,203.03)	NR AAA	0.96 0.87
43813DAC2	Honda Auto Receivables 2020-2 A3 0.82% Due 7/15/2024	480,609.93	05/18/2020 0.83%	480,572.10 480,572.10	98.74 3.71%	474,551.85 175.16	0.12% (6,020.25)	Aaa AAA	0.96 0.44
65479JAD5	Nissan Auto Receivables Owner 2019-C A3 1.93% Due 7/15/2024	568,460.46	10/16/2019 1.94%	568,430.45 568,430.45	99.64 3.43%	566,390.13 487.61	0.14% (2,040.32)	Aaa AAA	0.96 0.24
36262XAC8	GM Financial Auto Lease Trust 2021-3 A2 0.39% Due 10/21/2024	2,145,000.00	08/10/2021 0.39%	2,144,970.83 2,144,970.83	96.84 3.92%	2,077,170.81 255.61	0.52% (67,800.02)	NR AAA	0.97 0.90
47789KAC7	John Deere Owner Trust 2020-A A3 1.1% Due 8/15/2024	829,627.90	Various 1.00%	831,415.84 831,415.84	99.04 3.73%	821,695.83 405.59	0.21% (9,720.01)	Aaa NR	1.01 0.36
05601XAC3	BMW Vehicle Lease Trust 2022-1 A3 1.1% Due 3/25/2025	1,000,000.00	01/11/2022 1.11%	999,850.50 999,850.50	96.88 3.91%	968,822.00 183.33	0.24% (31,028.50)	NR AAA	1.15 1.12
912828T91	US Treasury Note 1.625% Due 10/31/2023	1,050,000.00	05/29/2019 2.05%	1,031,091.80 1,031,091.80	97.95 3.44%	1,028,425.65 5,749.32	0.26% (2,666.15)	Aaa AA+	1.17 1.13
89236XAC0	Toyota Auto Receivables 2020-D A3 0.35% Due 1/15/2025	897,426.67	10/06/2020 0.36%	897,259.48 897,259.48	98.27 3.85%	881,871.57 139.60	0.22% (15,387.91)	NR AAA	1.19 0.49
92290BAA9	Verizon Owner Trust 2020-B A 0.47% Due 2/20/2025	2,260,000.00	08/04/2020 0.48%	2,259,525.40 2,259,525.40	98.63 3.55%	2,229,056.08 324.56	0.56% (30,469.32)	Aaa NR	1.27 0.44
44891WAC3	Hyundai Auto Lease Trust 2022-A A3 1.16% Due 1/15/2025	1,205,000.00	01/11/2022 1.16%	1,204,973.37 1,204,973.37	96.70 3.91%	1,165,230.18 621.24	0.29% (39,743.19)	Aaa AAA	1.29 1.21
912828V23	US Treasury Note 2.25% Due 12/31/2023	4,500,000.00	06/21/2019 1.80%	4,588,417.97 4,588,417.97	98.43 3.47%	4,429,336.50 17,333.56	1.11% (159,081.47)	Aaa AA+	1.33 1.29
36265MAC9	GM Financial Auto Lease Trust 2022-1 A3 1.9% Due 3/20/2025	2,105,000.00	02/15/2022 1.91%	2,104,981.90 2,104,981.90	97.22 4.00%	2,046,542.05 1,222.07	0.51% (58,439.85)	Aaa NR	1.35 1.34
24422EVN6	John Deere Capital Corp Note 0.45% Due 1/17/2024	2,140,000.00	03/01/2021 0.47%	2,138,480.60 2,138,480.60	95.77 3.62%	2,049,529.36 1,177.00	0.51% (88,951.24)	A2 A	1.38 1.35

City of Corona Consolidated

Holdings by Maturity



Account #10003

As of August 31, 2022

CUSIP	Security Description	Par Value/Units	Purchase Date Book Yield	Cost Value Book Value	Mkt Price Mkt YTM	Market Value Accrued Int.	% of Port. Gain/Loss	Moody S&P	Term (yrs) Duration
912828B66	US Treasury Note 2.75% Due 2/15/2024	5,000,000.00	Various 2.21%	5,121,796.88 5,121,796.88	99.00 3.46%	4,949,805.00 6,351.90	1.24% (171,991.88)	Aaa AA+	1.46 1.41
3137BYPQ7	FHLMC K726 A2 2.905% Due 4/25/2024	2,876,143.32	04/22/2019 2.72%	2,896,703.26 2,896,703.26	99.23 3.33%	2,853,858.96 6,962.66	0.72% (42,844.30)	NR AAA	1.47 1.42
89238LAC4	Toyota Lease Owner Trust 2022-A A3 1.96% Due 2/20/2025	2,565,000.00	02/23/2022 1.98%	2,564,596.27 2,564,596.27	97.02 4.05%	2,488,524.53 1,536.15	0.62% (76,071.74)	NR AAA	1.51 1.44
3130A0XE5	FHLB Note 3.25% Due 3/8/2024	1,000,000.00	03/28/2019 2.27%	1,045,410.00 1,045,410.00	99.45 3.62%	994,508.00 15,618.06	0.25% (50,902.00)	Aaa AA+	1.52 1.45
3130AB3H7	FHLB Note 2.375% Due 3/8/2024	4,000,000.00	04/29/2019 2.37%	4,000,280.00 4,000,280.00	98.28 3.55%	3,931,176.00 45,652.78	0.99% (69,104.00)	Aaa AA+	1.52 1.46
91282CBR1	US Treasury Note 0.25% Due 3/15/2024	2,900,000.00	03/30/2021 0.33%	2,892,976.56 2,892,976.56	95.21 3.47%	2,761,229.20 3,349.18	0.69% (131,747.36)	Aaa AA+	1.54 1.51
808513BN4	Charles Schwab Corp Callable Note Cont 2/18/2024 0.75% Due 3/18/2024	1,775,000.00	03/16/2021 0.77%	1,774,112.50 1,774,112.50	95.81 3.56%	1,700,650.58 6,027.60	0.43% (73,461.92)	A2 A	1.55 1.51
44935FAD6	Hyundai Auto Receivables Trust 2021-C A3 0.74% Due 5/15/2026	730,000.00	11/09/2021 0.75%	729,837.06 729,837.06	95.42 3.94%	696,587.90 240.09	0.17% (33,249.16)	NR AAA	1.58 1.45
89238JAC9	Toyota Auto Receivables Trust 2021-D A3 0.71% Due 4/15/2026	955,000.00	11/09/2021 0.71%	954,979.66 954,979.66	95.28 3.99%	909,940.24 301.36	0.23% (45,039.42)	NR AAA	1.59 1.46
43815GAC3	Honda Auto Receivables Trust 2021-4 A3 0.88% Due 1/21/2026	1,025,000.00	11/16/2021 0.89%	1,024,783.93 1,024,783.93	95.31 3.99%	976,919.30 250.56	0.24% (47,864.63)	Aaa NR	1.60 1.53
05602RAD3	BMW Vehicle Owner Trust 2022-A A3 3.21% Due 8/25/2026	1,065,000.00	05/10/2022 3.23%	1,064,944.62 1,064,944.62	98.80 4.16%	1,052,270.06 569.78	0.26% (12,674.56)	Aaa AAA	1.61 1.30
47789QAC4	John Deere Owner Trust 2021-B A3 0.52% Due 3/16/2026	1,290,000.00	07/13/2021 0.52%	1,289,884.93 1,289,884.93	95.03 4.12%	1,225,852.17 298.13	0.31% (64,032.76)	Aaa NR	1.62 1.40
912828X70	US Treasury Note 2% Due 4/30/2024	4,800,000.00	Various 1.84%	4,833,281.25 4,833,281.25	97.68 3.44%	4,688,625.60 32,347.82	1.18% (144,655.65)	Aaa AA+	1.67 1.61
362554AC1	GM Financial Securitized Term 2021-4 A3 0.68% Due 9/16/2026	780,000.00	10/13/2021 0.68%	779,980.11 779,980.11	95.02 4.27%	741,129.48 221.00	0.19% (38,850.63)	Aaa AAA	1.71 1.41
3130A1XJ2	FHLB Note 2.875% Due 6/14/2024	5,500,000.00	Various 1.95%	5,740,000.40 5,740,000.40	98.79 3.58%	5,433,598.51 33,821.18	1.37% (306,401.89)	Aaa AA+	1.79 1.71

City of Corona Consolidated

Holdings by Maturity



Account #10003

As of August 31, 2022

CUSIP	Security Description	Par Value/Units	Purchase Date Book Yield	Cost Value Book Value	Mkt Price Mkt YTM	Market Value Accrued Int.	% of Port. Gain/Loss	Moody S&P	Term (yrs) Duration
912828XX3	US Treasury Note 2% Due 6/30/2024	4,900,000.00	Various 1.81%	4,942,253.91 4,942,253.91	97.45 3.45%	4,775,201.90 16,777.17	1.20% (167,052.01)	Aaa AA+	1.83 1.77
06367TQW3	Bank of Montreal Note 0.625% Due 7/9/2024	1,500,000.00	02/09/2022 1.89%	1,455,540.00 1,455,540.00	94.20 3.89%	1,413,045.00 1,354.17	0.35% (42,495.00)	A2 A-	1.86 1.81
79466LAG9	Salesforce.com Inc Callable Note Cont 7/15/2022 0.625% Due 7/15/2024	3,100,000.00	Various 0.92%	3,076,192.60 3,076,192.60	94.74 3.55%	2,936,915.20 2,475.70	0.73% (139,277.40)	A2 A+	1.87 1.83
380146AC4	GM Financial Auto Receivables 2022-1 A3 1.26% Due 11/16/2026	660,000.00	01/11/2022 1.27%	659,942.65 659,942.65	95.94 4.10%	633,220.51 346.50	0.16% (26,722.14)	NR AAA	1.88 1.44
43815BAC4	Honda Auto Receivables Trust 2022-1 A3 1.88% Due 5/15/2026	1,650,000.00	02/15/2022 1.89%	1,649,751.84 1,649,751.84	96.36 3.91%	1,589,938.37 1,378.67	0.40% (59,813.47)	Aaa AAA	1.92 1.82
69371RQ25	Paccar Financial Corp Note 2.15% Due 8/15/2024	715,000.00	08/08/2019 2.20%	713,419.85 713,419.85	96.97 3.77%	693,324.06 683.22	0.17% (20,095.79)	A1 A+	1.96 1.89
912828D56	US Treasury Note 2.375% Due 8/15/2024	5,000,000.00	12/12/2019 1.75%	5,140,234.38 5,140,234.38	97.98 3.45%	4,899,220.00 5,485.73	1.23% (241,014.38)	Aaa AA+	1.96 1.89
448977AD0	Hyundai Auto Receivables Trust 2022-A A3 2.22% Due 10/15/2026	1,350,000.00	03/09/2022 2.23%	1,349,948.03 1,349,948.03	96.56 4.15%	1,303,493.86 1,332.00	0.33% (46,454.17)	NR AAA	2.01 1.81
3130A2UW4	FHLB Note 2.875% Due 9/13/2024	4,000,000.00	09/13/2019 1.79%	4,206,760.00 4,206,760.00	98.91 3.43%	3,956,536.00 53,666.67	1.00% (250,224.00)	Aaa AA+	2.04 1.93
92348KAV5	Verizon Master Trust 2022-5 A1A 3.72% Due 7/20/2027	1,150,000.00	08/02/2022 3.75%	1,149,949.40 1,149,949.40	100.00 3.96%	1,149,949.40 2,376.67	0.29% 0.00	NR AAA	2.06 1.85
13063DRK6	California State Taxable GO 2.4% Due 10/1/2024	3,385,000.00	10/16/2019 1.91%	3,462,753.45 3,462,753.45	97.55 3.63%	3,301,999.80 33,850.00	0.83% (160,753.65)	Aa2 AA-	2.09 1.99
47787JAC2	John Deere Owner Trust 2022-A A3 2.32% Due 9/16/2026	1,010,000.00	03/10/2022 2.34%	1,009,776.59 1,009,776.59	96.99 3.97%	979,618.19 1,041.42	0.25% (30,158.40)	Aaa NR	2.09 1.85
3135G0W66	FNMA Note 1.625% Due 10/15/2024	3,500,000.00	Various 1.21%	3,564,275.00 3,564,275.00	96.22 3.49%	3,367,532.00 21,486.11	0.85% (196,743.00)	Aaa AA+	2.13 2.05
9128283D0	US Treasury Note 2.25% Due 10/31/2024	4,000,000.00	11/07/2019 1.77%	4,090,468.75 4,090,468.75	97.52 3.45%	3,900,936.00 30,326.09	0.98% (189,532.75)	Aaa AA+	2.17 2.07
78015K7C2	Royal Bank of Canada Note 2.25% Due 11/1/2024	3,600,000.00	12/05/2019 2.26%	3,598,128.00 3,598,128.00	96.18 4.11%	3,462,516.00 27,000.00	0.87% (135,612.00)	A1 A	2.17 2.07

City of Corona Consolidated

Holdings by Maturity



Account #10003

As of August 31, 2022

CUSIP	Security Description	Par Value/Units	Purchase Date Book Yield	Cost Value Book Value	Mkt Price Mkt YTM	Market Value Accrued Int.	% of Port. Gain/Loss	Moody S&P	Term (yrs) Duration
14913Q3B3	Caterpillar Finl Service Note 2.15% Due 11/8/2024	2,593,000.00	Various 1.88%	2,624,484.21 2,624,484.21	96.67 3.75%	2,506,754.23 17,499.15	0.63% (117,729.98)	A2 A	2.19 2.09
74153WCQ0	Pricoa Global Funding Note 1.15% Due 12/6/2024	1,975,000.00	12/01/2021 1.19%	1,972,965.75 1,972,965.75	93.50 4.19%	1,846,625.00 5,362.67	0.46% (126,340.75)	Aa3 AA-	2.27 2.19
3130AQF40	FHLB Note 1% Due 12/20/2024	4,300,000.00	12/21/2021 1.02%	4,297,205.00 4,297,205.00	94.71 3.41%	4,072,327.90 8,480.56	1.02% (224,877.10)	Aaa AA+	2.31 2.24
3135G0X24	FNMA Note 1.625% Due 1/7/2025	4,220,000.00	Various 1.30%	4,282,878.20 4,282,878.20	95.95 3.43%	4,049,102.66 10,286.25	1.01% (233,775.54)	Aaa AA+	2.36 2.27
89236TJT3	Toyota Motor Credit Corp Note 1.45% Due 1/13/2025	2,700,000.00	01/10/2022 1.50%	2,696,382.00 2,696,382.00	94.46 3.92%	2,550,411.90 5,220.00	0.64% (145,970.10)	A1 A+	2.37 2.28
64952WEK5	New York Life Global Note 1.45% Due 1/14/2025	3,745,000.00	01/11/2022 1.49%	3,740,955.40 3,740,955.40	93.99 4.14%	3,519,899.29 7,089.49	0.88% (221,056.11)	Aaa AA+	2.38 2.29
90331HPL1	US Bank NA Callable Note Cont 12/21/2024 2.05% Due 1/21/2025	4,145,000.00	01/16/2020 2.10%	4,136,171.15 4,136,171.15	95.92 3.85%	3,975,751.36 9,441.39	1.00% (160,419.79)	A1 AA-	2.39 2.29
3137EAEP0	FHLMC Note 1.5% Due 2/12/2025	6,575,000.00	02/13/2020 1.52%	6,569,937.25 6,569,937.25	95.44 3.46%	6,275,199.73 5,205.21	1.57% (294,737.52)	Aaa AA+	2.45 2.37
912828ZC7	US Treasury Note 1.125% Due 2/28/2025	7,000,000.00	03/18/2020 0.81%	7,108,007.81 7,108,007.81	94.45 3.46%	6,611,444.00 217.54	1.65% (496,563.81)	Aaa AA+	2.50 2.43
91282CED9	US Treasury Note 1.75% Due 3/15/2025	7,000,000.00	04/05/2022 2.65%	6,823,085.94 6,823,085.94	95.88 3.46%	6,711,250.00 56,589.67	1.69% (111,835.94)	Aaa AA+	2.54 2.43
69371RR73	Paccar Financial Corp Note 2.85% Due 4/7/2025	2,970,000.00	03/31/2022 2.86%	2,969,227.80 2,969,227.80	97.57 3.84%	2,897,817.12 33,858.00	0.73% (71,410.68)	A1 A+	2.60 2.45
78016EZ59	Royal Bank of Canada Note 3.375% Due 4/14/2025	1,270,000.00	04/07/2022 3.39%	1,269,530.10 1,269,530.10	98.22 4.10%	1,247,338.12 16,311.56	0.32% (22,191.98)	A1 A	2.62 2.45
3135G03U5	FNMA Note 0.625% Due 4/22/2025	5,270,000.00	04/22/2020 0.67%	5,259,143.80 5,259,143.80	92.65 3.57%	4,882,507.44 11,802.60	1.22% (376,636.36)	Aaa AA+	2.64 2.57
06367WB85	Bank of Montreal Note 1.85% Due 5/1/2025	2,761,000.00	07/23/2021 0.85%	2,862,660.02 2,862,660.02	94.39 4.09%	2,606,047.16 17,026.17	0.66% (256,612.86)	A2 A-	2.67 2.54
14913R2V8	Caterpillar Financial Service Note 3.4% Due 5/13/2025	1,460,000.00	05/10/2022 3.44%	1,458,145.80 1,458,145.80	98.71 3.91%	1,441,106.14 14,892.00	0.36% (17,039.66)	A2 A	2.70 2.53
02582JIT8	American Express Credit Trust 2022-2 A 3.39% Due 5/17/2027	2,765,000.00	05/17/2022 3.42%	2,764,388.38 2,764,388.38	98.86 3.87%	2,733,506.65 4,165.93	0.68% (30,881.73)	NR AAA	2.71 2.53

City of Corona Consolidated

Holdings by Maturity



Account #10003

As of August 31, 2022

CUSIP	Security Description	Par Value/Units	Purchase Date Book Yield	Cost Value Book Value	Mkt Price Mkt YTM	Market Value Accrued Int.	% of Port. Gain/Loss	Moody S&P	Term (yrs) Duration
46647PCH7	JP Morgan Chase & Co Callable Note Cont 6/1/2024 0.824% Due 6/1/2025	3,295,000.00	05/24/2021 1.29%	3,299,268.65 3,299,268.65	93.60 4.02%	3,084,185.90 6,787.70	0.77% (215,082.75)	A2 A-	2.75 2.66
63743HFE7	National Rural Utilities Note 3.45% Due 6/15/2025	940,000.00	04/27/2022 3.46%	939,746.20 939,746.20	98.40 4.06%	924,991.96 10,539.75	0.23% (14,754.24)	A2 A-	2.79 2.60
3135G04Z3	FNMA Note 0.5% Due 6/17/2025	6,200,000.00	Various 0.51%	6,196,731.90 6,196,731.90	91.98 3.54%	5,702,840.60 6,372.22	1.43% (493,891.30)	Aaa AA+	2.80 2.73
46647PCK0	JP Morgan Chase & Co Callable Note Cont 6/23/2024 0.969% Due 6/23/2025	1,565,000.00	Various 1.43%	1,565,968.20 1,565,968.20	93.74 4.01%	1,467,012.22 2,864.47	0.37% (98,955.98)	A2 A-	2.81 2.71
66815L2J7	Northwestern Mutual Gbl Note 4% Due 7/1/2025	2,350,000.00	06/27/2022 4.01%	2,349,201.00 2,349,201.00	99.52 4.18%	2,338,759.95 15,666.67	0.59% (10,441.05)	Aaa AA+	2.84 2.63
3137EAEU9	FHLMC Note 0.375% Due 7/21/2025	6,300,000.00	Various 0.45%	6,277,899.60 6,277,899.60	91.53 3.48%	5,766,553.80 2,625.00	1.44% (511,345.80)	Aaa AA+	2.89 2.82
91282CAB7	US Treasury Note 0.25% Due 7/31/2025	6,000,000.00	03/12/2021 0.72%	5,879,062.50 5,879,062.50	91.13 3.47%	5,467,968.00 1,304.35	1.37% (411,094.50)	Aaa AA+	2.92 2.86
3135G05X7	FNMA Note 0.375% Due 8/25/2025	6,285,000.00	Various 0.46%	6,260,439.20 6,260,439.20	91.27 3.48%	5,736,614.90 392.81	1.43% (523,824.30)	Aaa AA+	2.99 2.92
3137EAEX3	FHLMC Note 0.375% Due 9/23/2025	6,295,000.00	Various 0.44%	6,276,346.05 6,276,346.05	91.14 3.45%	5,737,552.57 10,360.52	1.44% (538,793.48)	Aaa AA+	3.07 2.99
91282CAM3	US Treasury Note 0.25% Due 9/30/2025	3,200,000.00	03/29/2021 0.74%	3,130,375.00 3,130,375.00	90.68 3.46%	2,901,875.20 3,366.12	0.73% (228,499.80)	Aaa AA+	3.08 3.02
459058JL8	Intl. Bank Recon & Development Note 0.5% Due 10/28/2025	6,300,000.00	Various 0.59%	6,272,360.85 6,272,360.85	90.86 3.59%	5,724,369.00 10,762.50	1.43% (547,991.85)	Aaa AAA	3.16 3.08
91282CAT8	US Treasury Note 0.25% Due 10/31/2025	6,000,000.00	02/19/2021 0.53%	5,923,125.00 5,923,125.00	90.43 3.47%	5,425,548.00 5,054.35	1.36% (497,577.00)	Aaa AA+	3.17 3.10
3135G06G3	FNMA Note 0.5% Due 11/7/2025	6,300,000.00	Various 0.57%	6,279,895.00 6,279,895.00	91.07 3.49%	5,737,296.60 9,975.00	1.44% (542,598.40)	Aaa AA+	3.19 3.10
91282CAZ4	US Treasury Note 0.375% Due 11/30/2025	3,800,000.00	03/26/2021 0.77%	3,731,867.19 3,731,867.19	90.54 3.48%	3,440,634.00 3,620.90	0.86% (291,233.19)	Aaa AA+	3.25 3.17
40139LBC6	Guardian Life Glob Fun Note 0.875% Due 12/10/2025	3,000,000.00	Various 1.12%	2,969,700.00 2,969,700.00	89.18 4.46%	2,675,523.00 5,906.26	0.67% (294,177.00)	Aa2 AA+	3.28 3.16
66815L2A6	Northwestern Mutual Gbl Note 0.8% Due 1/14/2026	1,870,000.00	12/06/2021 1.47%	1,820,388.90 1,820,388.90	89.53 4.16%	1,674,285.80 1,953.11	0.42% (146,103.10)	Aaa AA+	3.38 3.26

City of Corona Consolidated

Holdings by Maturity



Account #10003

As of August 31, 2022

CUSIP	Security Description	Par Value/Units	Purchase Date Book Yield	Cost Value Book Value	Mkt Price Mkt YTM	Market Value Accrued Int.	% of Port. Gain/Loss	Moody S&P	Term (yrs) Duration
3137BSRE5	FHLMC K059 A2 3.12% Due 9/25/2026	3,000,000.00	02/18/2022 1.98%	3,128,437.50 3,128,437.50	97.44 3.79%	2,923,086.00 7,800.00	0.73% (205,351.50)	NR AAA	3.57 3.66
4581X0DV7	Inter-American Dev Bank Note 0.875% Due 4/20/2026	6,390,000.00	04/13/2021 0.97%	6,360,733.80 6,360,733.80	90.93 3.56%	5,810,107.50 20,345.94	1.46% (550,626.30)	Aaa AAA	3.64 3.51
46647PBK1	JP Morgan Chase & Co Callable Note Cont 4/22/2025 2.083% Due 4/22/2026	1,000,000.00	05/20/2021 1.70%	1,037,330.00 1,037,330.00	93.59 4.56%	935,884.00 7,464.08	0.24% (101,446.00)	A2 A-	3.64 3.41
6174468Q5	Morgan Stanley Callable Note Cont 4/28/2025 2.188% Due 4/28/2026	1,600,000.00	05/18/2022 4.25%	1,511,376.00 1,511,376.00	93.98 4.54%	1,503,753.60 11,961.07	0.38% (7,622.40)	A1 A-	3.66 3.42
023135BX3	Amazon.com Inc Callable Note Cont 4/12/2026 1% Due 5/12/2026	4,865,000.00	05/10/2021 1.09%	4,843,983.20 4,843,983.20	90.64 3.73%	4,409,421.94 14,730.14	1.11% (434,561.26)	A1 AA	3.70 3.56
91324PEC2	United Health Group Inc Callable Note Cont 4/15/2026 1.15% Due 5/15/2026	805,000.00	Various 1.08%	807,605.05 807,605.05	91.21 3.71%	734,201.86 2,725.82	0.18% (73,403.19)	A3 A+	3.71 3.56
89236TJK2	Toyota Motor Credit Corp Note 1.125% Due 6/18/2026	3,325,000.00	06/15/2021 1.13%	3,323,537.00 3,323,537.00	90.42 3.86%	3,006,451.70 7,585.16	0.75% (317,085.30)	A1 A+	3.80 3.64
06051GJD2	Bank of America Corp Callable Note Cont 6/19/2025 1.319% Due 6/19/2026	3,000,000.00	Various 1.69%	3,007,920.00 3,007,920.00	91.03 4.44%	2,730,954.00 7,914.00	0.68% (276,966.00)	A2 A-	3.80 3.62
57629WDE7	Mass Mutual Global funding Note 1.2% Due 7/16/2026	2,272,000.00	08/10/2021 1.21%	2,271,369.92 2,271,369.92	89.49 4.17%	2,033,140.10 3,408.00	0.51% (238,229.82)	Aa3 AA+	3.88 3.71
3137BSP72	FHLMC K058 A2 2.653% Due 8/25/2026	1,500,000.00	11/12/2021 1.35%	1,586,425.78 1,586,425.78	95.84 3.78%	1,437,541.50 3,316.25	0.36% (148,884.28)	NR NR	3.90 3.66
91282CCW9	US Treasury Note 0.75% Due 8/31/2026	1,570,000.00	09/23/2021 0.90%	1,558,899.61 1,558,899.61	90.13 3.41%	1,415,023.73 32.53	0.35% (143,875.88)	Aaa AA+	4.00 3.88
58989V2D5	Met Tower Global Funding Note 1.25% Due 9/14/2026	1,715,000.00	09/07/2021 1.27%	1,713,422.20 1,713,422.20	88.26 4.46%	1,513,739.61 9,944.62	0.38% (199,682.59)	Aa3 AA-	4.04 3.83
931142ER0	Wal-Mart Stores Callable Note Cont 08/17/2026 1.05% Due 9/17/2026	785,000.00	09/08/2021 1.09%	783,516.35 783,516.35	90.86 3.49%	713,225.10 3,754.92	0.18% (70,291.25)	Aa2 AA	4.05 3.88
91282CCZ2	US Treasury Note 0.875% Due 9/30/2026	3,130,000.00	10/18/2021 1.19%	3,083,172.27 3,083,172.27	90.46 3.40%	2,831,426.17 11,523.70	0.71% (251,746.10)	Aaa AA+	4.08 3.93
91282CDG3	US Treasury Note 1.125% Due 10/31/2026	3,120,000.00	11/15/2021 1.25%	3,100,987.50 3,100,987.50	91.23 3.40%	2,846,513.28 11,827.17	0.71% (254,474.22)	Aaa AA+	4.17 3.99

City of Corona Consolidated

Holdings by Maturity



Account #10003

As of August 31, 2022

CUSIP	Security Description	Par Value/Units	Purchase Date Book Yield	Cost Value Book Value	Mkt Price Mkt YTM	Market Value Accrued Int.	% of Port. Gain/Loss	Moody S&P	Term (yrs) Duration
59217GER6	Metlife Note 1.875% Due 1/11/2027	2,485,000.00	01/03/2022 1.90%	2,482,167.10 2,482,167.10	90.07 4.40%	2,238,132.65 6,471.35	0.56% (244,034.45)	Aa3 AA-	4.37 4.10
808513BY0	Charles Schwab Corp Callable Note Cont 2/3/2027 2.45% Due 3/3/2027	1,300,000.00	03/09/2022 2.73%	1,282,866.00 1,282,866.00	93.43 4.06%	1,214,574.40 15,748.06	0.31% (68,291.60)	A2 A	4.51 4.15
89114TZT2	Toronto-Dominion Bank Note 2.8% Due 3/10/2027	1,900,000.00	03/09/2022 2.97%	1,884,933.00 1,884,933.00	93.85 4.31%	1,783,142.40 25,270.00	0.45% (101,790.60)	A1 A	4.53 4.12
665859AW4	Northern Trust Company Callable Note Cont 4/10/2027 4% Due 5/10/2027	1,345,000.00	05/05/2022 4.04%	1,342,821.10 1,342,821.10	99.78 4.05%	1,342,090.77 16,588.33	0.34% (730.33)	A2 A+	4.61 4.12
06051GHT9	Bank of America Corp Callable Note 1X 4/23/2026 3.559% Due 4/23/2027	3,000,000.00	Various 4.37%	2,906,255.64 2,906,255.64	95.58 4.70%	2,867,265.01 37,962.67	0.73% (38,990.63)	A2 A-	4.65 4.16
91324PEG3	United Health Group Inc Callable Note Cont 4/15/2027 3.7% Due 5/15/2027	1,365,000.00	05/17/2022 3.69%	1,365,638.40 1,365,638.40	99.00 3.93%	1,351,352.73 14,169.46	0.34% (14,285.67)	A3 A+	4.71 4.23
22160KAM7	Costco Wholesale Corp Callable Note Cont 2/18/2027 3% Due 5/18/2027	2,500,000.00	07/15/2022 3.53%	2,441,975.00 2,441,975.00	97.53 3.57%	2,438,290.00 21,458.33	0.62% (3,685.00)	Aa3 A+	4.72 4.31
91282CET4	US Treasury Note 2.625% Due 5/31/2027	2,400,000.00	06/09/2022 3.07%	2,351,156.25 2,351,156.25	97.00 3.31%	2,328,000.00 16,008.20	0.59% (23,156.25)	Aaa AA+	4.75 4.39
89115A2C5	Toronto-Dominion Bank Note 4.108% Due 6/8/2027	1,400,000.00	08/26/2022 4.18%	1,395,310.00 1,395,310.00	99.08 4.32%	1,387,134.00 13,259.71	0.35% (8,176.00)	A1 A	4.77 4.25
91282CEW7	US Treasury Note 3.25% Due 6/30/2027	6,650,000.00	Various 3.12%	6,690,380.86 6,690,380.86	99.69 3.32%	6,629,218.75 36,999.66	1.67% (61,162.11)	Aaa AA+	4.83 4.41
91282CFB2	US Treasury Note 2.75% Due 7/31/2027	1,300,000.00	08/22/2022 3.12%	1,277,960.94 1,277,960.94	97.48 3.31%	1,267,195.80 3,108.70	0.32% (10,765.14)	Aaa AA+	4.92 4.54
TOTAL PORTFOLIO		414,230,002.83	1.52%	414,954,198.40	3.10%	398,707,413.37 1,241,280.17	100.00% (16,246,785.03)	Aa1 AA	1.91 1.81
TOTAL MARKET VALUE PLUS ACCRUED						399,948,693.54			

City of Corona Consolidated

Account #10003

Issuer Report

As of August 31, 2022



Issue Name	Par	Cost	Market Value	MVACC	% Portfolio
Local Agency Investment Fund	\$101,695,864.70	\$101,695,864.70	\$101,695,864.70	\$101,882,658.24	25.47%
Government of United States	\$83,320,000.00	\$83,298,602.37	\$79,308,876.78	\$79,576,250.44	19.90%
Federal Home Loan Mortgage Corp	\$37,496,143.32	\$37,964,196.71	\$35,888,063.56	\$35,939,574.71	8.99%
Federal National Mortgage Association	\$31,775,000.00	\$31,843,363.10	\$29,475,894.20	\$29,536,209.19	7.38%
Federal Home Loan Bank	\$18,800,000.00	\$19,289,655.40	\$18,388,146.41	\$18,545,385.66	4.64%
Inter-American Dev Bank	\$6,390,000.00	\$6,360,733.80	\$5,810,107.50	\$5,830,453.44	1.46%
Intl Bank Recon and Development	\$6,300,000.00	\$6,272,360.85	\$5,724,369.00	\$5,735,131.50	1.43%
Bank of America Corp	\$6,000,000.00	\$5,914,175.64	\$5,598,219.01	\$5,644,095.68	1.41%
Toyota Motor Corp	\$6,025,000.00	\$6,019,919.00	\$5,556,863.60	\$5,569,668.76	1.39%
JP Morgan Chase & Co	\$5,860,000.00	\$5,902,566.85	\$5,487,082.12	\$5,504,198.37	1.38%
Royal Bank of Canada	\$5,370,000.00	\$5,367,658.10	\$5,204,771.12	\$5,251,813.93	1.31%
Honda ABS	\$5,267,501.70	\$5,266,813.43	\$5,111,937.90	\$5,114,130.91	1.28%
Hyundai Auto Receivables	\$4,828,338.43	\$4,827,658.21	\$4,675,343.43	\$4,677,379.68	1.17%
Amazon.com Inc	\$4,865,000.00	\$4,843,983.20	\$4,409,421.94	\$4,424,152.08	1.11%
Toyota ABS	\$4,408,954.61	\$4,408,292.59	\$4,284,830.48	\$4,285,566.86	1.07%
GM Financial Automobile Leasing Trust	\$4,250,000.00	\$4,249,952.73	\$4,123,712.86	\$4,125,190.54	1.03%
Bank of Montreal Chicago	\$4,261,000.00	\$4,318,200.02	\$4,019,092.16	\$4,037,472.50	1.01%
Northwestern Mutual Gbl	\$4,220,000.00	\$4,169,589.90	\$4,013,045.75	\$4,030,665.53	1.01%
US Bancorp	\$4,145,000.00	\$4,136,171.15	\$3,975,751.36	\$3,985,192.75	1.00%
Caterpillar Inc	\$4,053,000.00	\$4,082,630.01	\$3,947,860.37	\$3,980,251.52	1.00%
Metlife Inc	\$4,200,000.00	\$4,195,589.30	\$3,751,872.26	\$3,768,288.23	0.94%
Paccar Financial	\$3,685,000.00	\$3,682,647.65	\$3,591,141.18	\$3,625,682.40	0.91%
New York Life Global Funding	\$3,745,000.00	\$3,740,955.40	\$3,519,899.29	\$3,526,988.78	0.88%
John Deere ABS	\$3,604,647.05	\$3,606,019.51	\$3,494,976.82	\$3,496,887.85	0.87%
State of California	\$3,385,000.00	\$3,462,753.45	\$3,301,999.80	\$3,335,849.80	0.83%
Toronto Dominion Holdings	\$3,300,000.00	\$3,280,243.00	\$3,170,276.40	\$3,208,806.11	0.80%
Hyundai Auto Lease Securitization	\$3,105,000.00	\$3,104,688.37	\$3,021,507.38	\$3,022,407.29	0.76%
Salesforce.com Inc	\$3,100,000.00	\$3,076,192.60	\$2,936,915.20	\$2,939,390.90	0.73%
Charles Schwab Corp/The	\$3,075,000.00	\$3,056,978.50	\$2,915,224.98	\$2,937,000.64	0.73%
American Express ABS	\$2,765,000.00	\$2,764,388.38	\$2,733,506.65	\$2,737,672.58	0.68%

City of Corona Consolidated

Account #10003

Issuer Report

As of August 31, 2022



Issue Name	Par	Cost	Market Value	MVACC	% Portfolio
Guardian Life Global Funding	\$3,000,000.00	\$2,969,700.00	\$2,675,523.00	\$2,681,429.26	0.67%
Verizon Owner Trust	\$2,568,325.12	\$2,567,826.74	\$2,536,564.44	\$2,537,071.77	0.63%
Toyota Lease Owner Trust	\$2,565,000.00	\$2,564,596.27	\$2,488,524.53	\$2,490,060.68	0.62%
Costco Wholesale Corporation	\$2,500,000.00	\$2,441,975.00	\$2,438,290.00	\$2,459,748.33	0.62%
United Health Group Inc	\$2,170,000.00	\$2,173,243.45	\$2,085,554.59	\$2,102,449.87	0.53%
Deere & Company	\$2,140,000.00	\$2,138,480.60	\$2,049,529.36	\$2,050,706.36	0.51%
Mass Mutual Insurance	\$2,272,000.00	\$2,271,369.92	\$2,033,140.10	\$2,036,548.10	0.51%
BMW Vehicle Lease Trust	\$1,950,000.00	\$1,949,752.46	\$1,892,677.06	\$1,892,912.64	0.47%
Prudential Financial Inc	\$1,975,000.00	\$1,972,965.75	\$1,846,625.00	\$1,851,987.67	0.46%
Morgan Stanley	\$1,600,000.00	\$1,511,376.00	\$1,503,753.60	\$1,515,714.67	0.38%
GM Financial Securitized Term Auto Trust	\$1,440,000.00	\$1,439,922.76	\$1,374,349.99	\$1,374,917.49	0.34%
Northern Trust Corp	\$1,345,000.00	\$1,342,821.10	\$1,342,090.77	\$1,358,679.10	0.34%
Verizon Master Trust	\$1,150,000.00	\$1,149,949.40	\$1,149,949.40	\$1,152,326.07	0.29%
BMW ABS	\$1,065,000.00	\$1,064,944.62	\$1,052,270.06	\$1,052,839.84	0.26%
National Rural Utilities	\$940,000.00	\$939,746.20	\$924,991.96	\$935,531.71	0.23%
Wal-Mart Stores	\$785,000.00	\$783,516.35	\$713,225.10	\$716,980.02	0.18%
Mercedes-Benz Auto Lease Trust	\$592,211.02	\$592,180.99	\$588,833.65	\$588,938.93	0.15%
Nissan ABS	\$568,460.46	\$568,430.45	\$566,390.13	\$566,877.74	0.14%
Federated Govt Obligation Money Market Fund	\$308,556.42	\$308,556.42	\$308,556.42	\$308,556.42	0.08%
TOTAL	\$414,230,002.83	\$414,954,198.40	\$398,707,413.37	\$399,948,693.54	100.00%



Chandler Asset Management, Inc. ("Chandler") is an SEC registered investment adviser. For additional information about our firm, please see our current disclosures (Form ADV). To obtain a copy of our current disclosures, you may contact your client service representative by calling the number on the front of this statement or you may visit our website at www.chandlerasset.com.

Information contained in this monthly statement is confidential and is provided for informational purposes only and should not be construed as specific investment or legal advice. The information contained herein was obtained from sources believed to be reliable as of the date of this statement, but may become outdated or superseded at any time without notice.

Custody: Your qualified custodian bank maintains control of all assets reflected in this statement and we urge you to compare this statement to the one you receive from your qualified custodian. Chandler does not have any authority to withdraw or deposit funds from/to the custodian account.

Valuation: Prices are provided by IDC, an independent pricing source. In the event IDC does not provide a price or if the price provided is not reflective of fair market value, Chandler will obtain pricing from an alternative approved third party pricing source in accordance with our written valuation policy and procedures. Our valuation procedures are also disclosed in Item 5 of our Form ADV Part 2A.

Performance: Performance results are presented gross-of-advisory fees and represent the client's Total Return. The deduction of advisory fees lowers performance results. These results include the reinvestment of dividends and other earnings. Past performance may not be indicative of future results. Therefore, clients should not assume that future performance of any specific investment or investment strategy will be profitable or equal to past performance levels. All investment strategies have the potential for profit or loss. Economic factors, market conditions or changes in investment strategies, contributions or withdrawals may materially alter the performance and results of your portfolio.

Source ice Data Indices, LLC ("ICE"), used with permission. ICE PERMITS USE OF THE ICE INDICES AND RELATED DATA ON AN "AS IS" BASIS; ICE, ITS AFFILIATES AND THEIR RESPECTIVE THIRD PARTY SUPPLIERS DISCLAIM ANY AND ALL WARRANTIES AND REPRESENTATIONS, EXPRESS AND/OR IMPLIED, INCLUDING ANY WARRANTIES OF MERCHANTABILITY OR FITNESS FOR A PARTICULAR PURPOSE OR USE, INCLUDING THE INDICES, INDEX DATA AND ANY DATA INCLUDED IN, RELATED TO, OR DERIVED THEREFROM. NEITHER ICE DATA, ITS AFFILIATES OR THEIR RESPECTIVE THIRD PARTY PROVIDERS GUARANTEE THE QUALITY, ADEQUACY, ACCURACY, TIMELINESS OR COMPLETENESS OF THE INDICES OR THE INDEX DATA OR ANY COMPONENT THEREOF, AND THE INDICES AND INDEX DATA AND ALL COMPONENTS THEREOF ARE PROVIDED ON AN "AS IS" BASIS AND LICENSEE'S USE IS AT LICENSEE'S OWN RISK. ICE DATA, ITS AFFILIATES AND THEIR RESPECTIVE THIRD PARTY DO NOT SPONSOR, ENDORSE, OR RECOMMEND CHANDLER, OR ANY OF ITS PRODUCTS OR SERVICES.

Index returns assume reinvestment of all distributions. Historical performance results for investment indexes generally do not reflect the deduction of transaction and/or custodial charges or the deduction of an investment management fee, the incurrence of which would have the effect of decreasing historical performance results. It is not possible to invest directly in an index.

Ratings: Ratings information have been provided by Moody's, S&P and Fitch through data feeds we believe to be reliable as of the date of this statement, however we cannot guarantee its accuracy.

Security level ratings for U.S. Agency issued mortgage-backed securities ("MBS") reflect the issuer rating because the securities themselves are not rated. The issuing U.S. Agency guarantees the full and timely payment of both principal and interest and carries a AA+/Aaa/AAA by S&P, Moody's and Fitch respectively.



Benchmark Index	Disclosure
ICE BofA 1-5 Yr US Treasury & Agency Index	The ICE BofA 1-5 Year US Treasury & Agency Index tracks the performance of US dollar denominated US Treasury and nonsubordinated US agency debt issued in the US domestic market. Qualifying securities must have an investment grade rating (based on an average of Moody's, S&P and Fitch). Qualifying securities must have at least one year remaining term to final maturity and less than five years remaining term to final maturity, at least 18 months to maturity at time of issuance, a fixed coupon schedule, and a minimum amount outstanding of \$1 billion for sovereigns and \$250 million for agencies.

Portfolio Performance

August 31, 2022

Date	City of Corona	City of Corona Internal Account	City of Corona Consolidated Account
7/31/2006			
8/31/2006	0.744%	0.530%	0.633%
9/30/2006	0.559%	0.506%	0.533%
10/31/2006	0.585%	0.445%	0.517%
10/31/2006	0.585%	0.445%	0.517%
11/30/2006	0.655%	0.488%	0.573%
12/31/2006	-0.102%	0.203%	0.044%
1/31/2007	0.159%	0.350%	0.250%
2/28/2007	1.021%	0.604%	0.798%
3/31/2007	0.334%	0.407%	0.372%
4/30/2007	0.403%	0.415%	0.409%
5/31/2007	-0.330%	0.247%	-0.031%
6/30/2007	0.360%	0.413%	0.390%
7/31/2007	0.984%	0.429%	0.672%
8/31/2007	0.940%	0.464%	0.809%
9/30/2007	0.824%	0.415%	0.728%
10/31/2007	0.451%	0.410%	0.443%
11/30/2007	1.608%	0.401%	1.392%
12/31/2007	0.414%	0.404%	0.413%
1/31/2008	1.952%	0.388%	1.600%
2/29/2008	0.908%	0.329%	0.730%
3/31/2008	0.102%	0.321%	0.164%
4/30/2008	-0.683%	0.278%	-0.482%
5/31/2008	-0.519%	0.263%	-0.340%
6/30/2008	0.310%	0.237%	0.288%
7/31/2008	0.468%	0.237%	0.406%
8/31/2008	0.494%	0.232%	0.431%
9/30/2008	-0.920%	0.227%	-0.704%
10/31/2008	0.620%	0.231%	0.549%
11/30/2008	2.483%	0.208%	2.067%
12/31/2008	2.145%	0.206%	1.875%
1/31/2009	-0.248%	0.175%	-0.192%
2/28/2009	0.166%	0.141%	0.160%
3/31/2009	0.639%	0.153%	0.555%
4/30/2009	0.500%	0.132%	0.454%
5/31/2009	0.334%	0.134%	0.307%
6/30/2009	-0.121%	0.114%	-0.067%
7/31/2009	0.518%	0.089%	0.428%
8/31/2009	0.662%	0.074%	0.544%
9/30/2009	0.353%	0.062%	0.301%
10/31/2009	0.444%	0.054%	0.386%
11/30/2009	0.866%	0.050%	0.775%
12/31/2009	-1.061%	0.049%	-0.960%
1/31/2010	0.957%	0.048%	0.855%
2/28/2010	0.398%	0.041%	0.322%
3/31/2010	-0.270%	0.046%	-0.218%
4/30/2010	0.514%	0.048%	0.446%
5/31/2010	0.464%	0.047%	0.419%
6/30/2010	0.895%	0.042%	0.743%
7/31/2010	0.670%	0.049%	0.548%
8/31/2010	0.389%	0.043%	0.329%
9/30/2010	0.322%	0.041%	0.285%
10/31/2010	0.490%	0.041%	0.444%
11/30/2010	-0.447%	0.037%	-0.400%
12/31/2010	-0.424%	0.038%	-0.381%
1/31/2011	0.246%	0.038%	0.227%
2/28/2011	-0.060%	0.034%	-0.044%
3/31/2011	0.030%	0.037%	0.031%
4/30/2011	0.678%	0.050%	0.599%
5/31/2011	0.519%	0.036%	0.459%
6/30/2011	-0.059%	0.032%	-0.040%
7/31/2011	0.658%	0.046%	0.536%
8/31/2011	0.423%	0.031%	0.354%
9/30/2011	-0.178%	0.031%	-0.143%
10/31/2011	0.293%	0.035%	0.254%
11/30/2011	-0.053%	0.031%	-0.038%

Date	City of Corona	City of Corona Internal Account	City of Corona Consolidated Account
12/31/2011	0.307%	0.030%	0.264%
1/31/2012	0.542%	0.035%	0.466%
2/29/2012	-0.011%	0.030%	-0.002%
3/31/2012	-0.125%	0.032%	-0.095%
4/30/2012	0.449%	0.029%	0.372%
5/31/2012	0.072%	0.031%	0.064%
6/30/2012	0.107%	0.030%	0.089%
7/31/2012	0.431%	0.029%	0.332%
8/31/2012	0.181%	0.030%	0.151%
9/30/2012	0.046%	0.028%	0.042%
10/31/2012	-0.035%	0.028%	-0.024%
11/30/2012	0.243%	0.026%	0.210%
12/31/2012	-0.043%	0.028%	-0.034%
1/31/2013	-0.100%	0.023%	-0.084%
2/28/2013	0.218%	0.022%	0.185%
3/31/2013	0.056%	0.024%	0.052%
4/30/2013	0.225%	0.020%	0.213%
5/31/2013	-0.474%	0.022%	-0.442%
6/30/2013	-0.505%	0.020%	-0.424%
7/31/2013	0.280%	0.022%	0.240%
8/31/2013	-0.238%	0.023%	-0.200%
9/30/2013	0.493%	0.021%	0.438%
10/31/2013	0.339%	0.021%	0.305%
11/30/2013	0.150%	0.022%	0.137%
12/31/2013	-0.423%	0.025%	-0.379%
1/31/2014	0.483%	0.018%	0.434%
2/28/2014	0.175%	0.018%	0.148%
3/31/2014	-0.271%	0.020%	-0.228%
4/30/2014	0.274%	0.017%	0.239%
5/31/2014	0.380%	0.020%	0.338%
6/30/2014	-0.058%	0.019%	-0.047%
7/31/2014	-0.200%	0.019%	-0.157%
8/31/2014	0.289%	0.021%	0.242%
9/30/2014	-0.151%	0.020%	-0.124%
10/31/2014	0.392%	0.020%	0.333%
11/30/2014	0.320%	0.021%	0.273%
12/31/2014	-0.210%	0.023%	-0.175%
1/31/2015	0.961%	0.023%	0.800%
2/28/2015	-0.419%	0.020%	-0.297%
3/31/2015	0.404%	0.024%	0.325%
4/30/2015	0.035%	0.021%	0.032%
5/31/2015	0.082%	0.025%	0.071%
6/30/2015	-0.143%	0.024%	-0.105%
7/31/2015	0.166%	0.026%	0.131%
8/31/2015	-0.009%	0.028%	0.000%
9/30/2015	0.490%	0.027%	0.401%
10/31/2015	-0.089%	0.027%	-0.069%
11/30/2015	-0.240%	0.030%	-0.201%
12/31/2015	-0.085%	0.034%	-0.070%
1/31/2016	0.917%	0.034%	0.836%
2/29/2016	0.206%	0.036%	0.180%
3/31/2016	0.383%	0.043%	0.333%
4/30/2016	0.044%	0.041%	0.043%
5/31/2016	-0.121%	0.073%	-0.097%
6/30/2016	0.796%	0.048%	0.683%
7/31/2016	0.045%	0.020%	0.040%
8/31/2016	-0.215%	0.052%	-0.185%
9/30/2016	0.105%	0.053%	0.099%
10/31/2016	-0.128%	0.054%	-0.099%

Date	City of Corona	City of Corona Internal Account	City of Corona Consolidated Account
11/30/2016	-0.814%	0.055%	-0.696%
12/31/2016	0.063%	0.074%	0.064%
1/31/2017	0.177%	0.065%	0.163%
2/28/2017	0.203%	0.059%	0.175%
3/31/2017	0.092%	0.062%	0.086%
4/30/2017	0.330%	0.071%	0.282%
5/31/2017	0.236%	0.079%	0.205%
6/30/2017	-0.062%	0.081%	-0.036%
7/31/2017	0.305%	0.086%	0.259%
8/31/2017	0.304%	0.092%	0.269%
9/30/2017	-0.233%	0.092%	-0.181%
10/31/2017	-0.032%	0.094%	-0.007%
11/30/2017	-0.269%	0.096%	-0.213%
12/31/2017	0.026%	0.105%	0.036%
1/31/2018	-0.471%	0.123%	-0.382%
2/28/2018	-0.167%	0.108%	-0.108%
3/31/2018	0.219%	0.129%	0.201%
4/30/2018	-0.200%	0.154%	-0.132%
5/31/2018	0.467%	0.151%	0.405%
6/30/2018	-0.007%	0.151%	0.030%
7/31/2018	-0.005%	0.218%	0.043%
8/31/2018	0.458%	0.169%	0.419%
9/30/2018	-0.167%	0.168%	-0.123%
10/31/2018	0.039%	0.232%	0.062%
11/30/2018	0.384%	0.180%	0.357%
12/31/2018	0.968%	0.196%	0.882%
1/31/2019	0.514%	0.241%	0.477%
2/28/2019	0.166%	0.185%	0.169%
3/31/2019	0.774%	0.206%	0.670%
4/30/2019	0.192%	0.233%	0.200%
5/31/2019	0.822%	0.208%	0.704%
6/30/2019	0.687%	0.201%	0.612%
7/31/2019	-0.046%	0.235%	0.008%
8/31/2019	1.074%	0.199%	0.993%
9/30/2019	-0.144%	0.186%	-0.113%
10/31/2019	0.331%	0.218%	0.320%
11/30/2019	-0.005%	0.169%	0.008%
12/31/2019	0.194%	0.177%	0.193%
1/31/2020	0.845%	0.202%	0.804%
2/29/2020	1.016%	0.150%	0.911%
3/31/2020	0.494%	0.151%	0.461%
4/30/2020	0.757%	0.172%	0.707%
5/31/2020	0.513%	0.115%	0.480%
6/30/2020	0.284%	0.102%	0.272%
7/31/2020	0.259%	0.098%	0.238%
8/31/2020	0.049%	0.066%	0.051%
9/30/2020	0.012%	0.056%	0.016%
10/31/2020	-0.041%	0.060%	-0.034%
11/30/2020	0.137%	0.048%	0.133%
12/31/2020	0.164%	0.047%	0.159%
1/31/2021	-0.022%	0.049%	-0.018%
2/28/2021	-0.335%	0.031%	-0.299%
3/31/2021	-0.129%	0.031%	-0.117%
4/30/2021	0.212%	0.035%	0.195%
5/31/2021	0.228%	0.027%	0.213%
6/30/2021	-0.209%	0.022%	-0.181%
7/31/2021	0.329%	0.024%	0.283%
8/31/2021	-0.040%	0.019%	-0.029%
9/30/2021	-0.253%	0.017%	-0.208%
10/31/2021	-0.464%	0.026%	-0.378%
11/30/2021	-0.053%	0.017%	-0.041%
12/31/2021	-0.152%	0.018%	-0.120%
1/31/2022	-0.932%	0.025%	-0.739%
2/28/2022	-0.504%	0.021%	-0.372%
3/31/2022	-1.740%	0.031%	-1.247%
4/30/2022	-0.885%	0.048%	-0.635%
5/31/2022	0.580%	0.059%	0.460%
6/30/2022	-0.619%	0.070%	-0.430%
7/31/2022	0.761%	0.111%	0.607%
8/31/2022	-1.094%	0.109%	-0.816%

City of Corona Consolidated

Account #10003

Corona Supplemental

As of August 31, 2022



Investments	Par Value	Market Value	Book Value	% of Portfolio	Term	Days to Maturity	YTM
ABS	\$40,128,438.39	\$39,095,374.78	\$40,125,416.91	9.67%			
Agency	\$69,745,000.00	\$65,643,346.71	\$70,257,201.40	16.93%	1,559	1,011	3.761
CMO	\$18,326,143.32	\$18,108,757.46	\$18,840,013.81	4.54%			
Corporate	\$84,131,000.00	\$79,215,243.22	\$83,832,694.69	20.20%			
LAIF	\$101,695,864.70	\$101,695,864.70	\$101,695,864.70	24.51%	1	1	0.680
Money Market Fund	\$308,556.42	\$308,556.42	\$308,556.42	0.07%			
Municipal Bonds	\$3,385,000.00	\$3,301,999.80	\$3,462,753.45	0.83%			
Negotiable CD	\$500,000.00	\$494,917.00	\$500,000.00	0.12%	203	113	0.250
Supranational	\$12,690,000.00	\$11,534,476.50	\$12,633,094.65	3.04%			
US Treasury	\$83,320,000.00	\$79,308,876.78	\$83,298,602.37	20.07%	1,699	864	4.337
TOTAL PORTFOLIO	\$414,230,002.83	\$398,707,413.37	\$414,954,198.40	100.00%	1241	769	1.397
AVERAGE DAILY BALANCE			\$405,205,889.00				



City of Corona Pension Stabilization Trust - Account #10952

MONTHLY ACCOUNT STATEMENT

AUGUST 1, 2022 THROUGH AUGUST 31, 2022

Chandler Team:

For questions about your account, please call (800) 317-4747,
or contact operations@chandlerasset.com

Custodian

Charles Schwab & Co.
Schwab Prime Broker
(877) 518-5226

CHANDLER ASSET MANAGEMENT
chandlerasset.com

Information contained herein is confidential. We urge you to compare this statement to the one you receive from your qualified custodian. Please see Important Disclosures.

City of Corona Pension Stabilization Trust

Portfolio Summary



Account #10952

As of August 31, 2022

PORTFOLIO CHARACTERISTICS

Average Modified Duration	0.00
Average Coupon	0.00%
Average Purchase YTM	0.91%
Average Market YTM	0.00%
Average S&P/Moody Rating	NR/NR
Average Final Maturity	0.00 yrs
Average Life	0.00 yrs

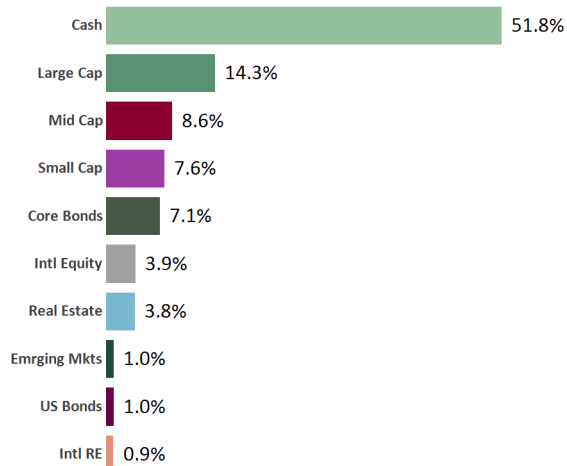
ACCOUNT SUMMARY

	Beg. Values as of 7/31/22	End Values as of 8/31/22
Market Value	30,464,841	29,725,810
Accrued Interest	0	0
Total Market Value	30,464,841	29,725,810
Income Earned	1,818	6,496
Cont/WD		0
Par	22,537,025	15,534,548
Book Value	30,001,818	30,008,314
Cost Value	30,001,818	30,008,314

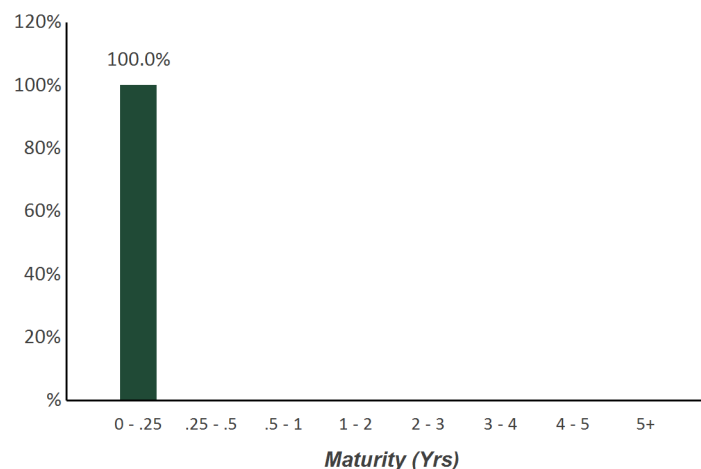
TOP ISSUERS

Bank Cash Account	51.8%
iShares Core S&P 500 ETF	14.3%
iShares Core S&P Mid-Cap ETF	8.6%
Vanguard Small-Cap ETF	7.6%
Vanguard Total Bond Market	7.1%
Vanguard FTSE Developed Markets	3.9%
Vanguard Real Estate ETF	3.8%
Vanguard FTSE Emerging Markets	1.0%
Total	98.1%

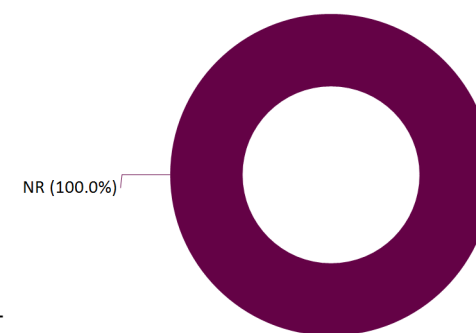
SECTOR ALLOCATION



MATURITY DISTRIBUTION



CREDIT QUALITY (S&P)



PERFORMANCE REVIEW

TOTAL RATE OF RETURN	Annualized									
	1M	3M	YTD	1YR	2YRS	3YRS	5YRS	10YRS	7/31/2022	
City of Corona Pension Stabilization Trust	-2.43%	N/A	N/A	N/A	N/A	N/A	N/A	N/A	N/A	N/A
Multi Asset Class Index*	-3.52%	N/A	N/A	N/A	N/A	N/A	N/A	N/A	N/A	N/A

*35% S&P 500, 15% MSCI EAFE (Europe, Australasia, Israel and the Far East), 50% ICE BofA US Corporate, Government & Mortgage Index

Statement of Compliance

As of August 31, 2022



City of Corona Pension Stabilization Trust

Assets managed by Chandler Asset Management are in full compliance with state law and the Client's investment policy.

Category	Standard	Comment
Fixed Income	10%-30% acceptable range (combined Cash & Fixed Income); Excluding Treasury, Agency obligations, Exchange Traded Funds (ETFs), and Mutual Fund holdings, no individual security holding shall exceed 5% of the portfolio at time of purchase; The allocation of Trust assets shall be maintained within the acceptable range and the policy mix; Individually purchased fixed income securities must, at the time of purchase, have a credit rating of at least "Investment Grade" by one of more NRSRO; Permitted: Fixed-income securities of U.S. and non-U.S. issuers including governments, quasi-government entities, and corporations; Mortgage-backed securities; Asset-backed securities; Money Market Instruments	<i>Complies</i>
Global Equities	50%-80% acceptable range; The allocation of Trust assets shall be maintained within the acceptable range and the policy mix; Permitted: Equity securities of U.S. and non-U.S. issuers	<i>Does not comply*</i>
Commodities (not direct investment)	0%-5% acceptable range; The allocation of Trust assets shall be maintained within the acceptable range and the policy mix	<i>Complies</i>
Real Estate Investment Trusts (REITs)	0%-15% acceptable range; The allocation of Trust assets shall be maintained within the acceptable range and the policy mix; Publicly traded Real Estate Investment Trusts (REITs)	<i>Complies</i>
Commingled Funds	Funds that are consistent with the policy's investment objectives	<i>Complies</i>
Mutual Funds	Mutual Funds that invest in securities permitted by the Investment Policy	<i>Complies</i>
Exchange Traded Funds (ETFs)	ETFs that invest in securities permitted by the Investment Policy	<i>Complies</i>
Cash	10%-30% acceptable range (combined Cash & Fixed Income); The allocation of Trust assets shall be maintained within the acceptable range and the policy mix	<i>Complies</i>
Credit Rating	Individually purchased fixed income securities must, at the time of purchase, have a credit rating of at least "Investment Grade" by one of more NRSRO	<i>Complies</i>
Max per Security Holding	Excluding Treasury, Agency obligations, Exchange Traded Funds (ETFs), and Mutual Fund holdings, no individual security holding shall exceed 5% of the portfolio at time of purchase	<i>Complies</i>

*New account is being invested to desired allocation.

City of Corona Pension Stabilization Trust

Account #10952

Reconciliation Summary

As of August 31, 2022



BOOK VALUE RECONCILIATION		
BEGINNING BOOK VALUE		\$30,001,817.92
Acquisition		
+ Security Purchases	\$7,068,407.65	
+ Money Market Fund Purchases	\$6,495.94	
+ Money Market Contributions	\$0.00	
+ Security Contributions	\$0.00	
+ Security Transfers	\$0.00	
Total Acquisitions		\$7,074,903.59
Dispositions		
- Security Sales	\$0.00	
- Money Market Fund Sales	\$7,068,407.65	
- MMF Withdrawals	\$0.00	
- Security Withdrawals	\$0.00	
- Security Transfers	\$0.00	
- Other Dispositions	\$0.00	
- Maturities	\$0.00	
- Calls	\$0.00	
- Principal Paydowns	\$0.00	
Total Dispositions		\$7,068,407.65
Amortization/Accretion		
+/- Net Accretion	\$0.00	\$0.00
Gain/Loss on Dispositions		
+/- Realized Gain/Loss	\$0.00	\$0.00
ENDING BOOK VALUE		\$30,008,313.86

CASH TRANSACTION SUMMARY		
BEGINNING BALANCE		\$22,471,524.86
Acquisition		
Contributions	\$0.00	
Security Sale Proceeds	\$0.00	
Accrued Interest Received	\$0.00	
Interest Received	\$0.00	
Dividend Received	\$6,495.94	
Principal on Maturities	\$0.00	
Interest on Maturities	\$0.00	
Calls/Redemption (Principal)	\$0.00	
Interest from Calls/Redemption	\$0.00	
Principal Paydown	\$0.00	
Total Acquisitions	\$6,495.94	
Dispositions		
Withdrawals	\$0.00	
Security Purchase	\$7,068,407.65	
Accrued Interest Paid	\$0.00	
Total Dispositions	\$7,068,407.65	
ENDING BOOK VALUE		\$15,409,613.15

City of Corona Pension Stabilization Trust

Account #10952

Holdings Report

As of August 31, 2022



CUSIP	Security Description	Par Value/Units	Purchase Date Book Yield	Cost Value Book Value	Mkt Price Mkt YTM	Market Value Accrued Int.	% of Port. Gain/Loss	Moody/S&P Fitch	Maturity Duration
CASH									
90CASH\$00	Cash Custodial Cash Account	15,409,613.15	Various 0.00%	15,409,613.15 15,409,613.15	1.00 0.00%	15,409,613.15 0.00	51.84% 0.00	NR / NR NR	0.00 0.00
Total Cash		15,409,613.15	N/A	15,409,613.15 15,409,613.15	0.00%	15,409,613.15 0.00	51.84% 0.00	NR / NR NR	0.00 0.00
EMERGING MARKET EQUITY									
922042858	Vanguard FTSE Emerging Markets ETF Due 8/31/2022	7,250.00	Various 3.32%	303,455.48 303,455.48	41.13 0.00%	298,192.50 0.00	1.00% (5,262.98)	NR / NR NR	0.00 0.00
Total Emerging Market Equity		7,250.00	3.32%	303,455.48 303,455.48	0.00%	298,192.50 0.00	1.00% (5,262.98)	NR / NR NR	0.00 0.00
INTERNATIONAL EQUITY									
921943858	Vanguard ETF FTSE Developed Mkts ETF Due 8/31/2022	28,300.00	Various 3.79%	1,181,070.21 1,181,070.21	40.46 0.00%	1,145,018.00 0.00	3.85% (36,052.21)	NR / NR NR	0.00 0.00
Total International Equity		28,300.00	3.79%	1,181,070.21 1,181,070.21	0.00%	1,145,018.00 0.00	3.85% (36,052.21)	NR / NR NR	0.00 0.00
INTERNATIONAL REAL ESTATE									
464288489	ISHARES Intl Developed Real Estate ETF Due 8/31/2022	12,825.00	Various 3.82%	294,507.85 294,507.85	21.95 0.00%	281,508.75 0.00	0.95% (12,999.10)	NR / NR NR	0.00 0.00
Total International Real Estate		12,825.00	3.82%	294,507.85 294,507.85	0.00%	281,508.75 0.00	0.95% (12,999.10)	NR / NR NR	0.00 0.00
LARGE CAP US EQUITY									
464287200	ISHARES S&P 500 Index ETF	10,690.00	Various N/A	4,355,523.45 4,355,523.45	397.18 N/A	4,245,854.20 0.00	14.28% (109,669.25)	NR / NR NR	0.00 0.00
Total Large Cap US Equity		10,690.00	N/A	4,355,523.45 4,355,523.45	N/A	4,245,854.20 0.00	14.28% (109,669.25)	NR / NR NR	0.00 0.00

City of Corona Pension Stabilization Trust

Account #10952

Holdings Report

As of August 31, 2022



CUSIP	Security Description	Par Value/Units	Purchase Date Book Yield	Cost Value Book Value	Mkt Price Mkt YTM	Market Value Accrued Int.	% of Port. Gain/Loss	Moody/S&P Fitch	Maturity Duration
MID CAP US EQUITY									
464287507	ISHARES S&P Midcap ETF Due 8/31/2022	10,575.00	Various 1.46%	2,586,506.26 2,586,506.26	242.98 0.00%	2,569,513.50 0.00	8.64% (16,992.76)	NR / NR NR	0.00 0.00
Total Mid Cap US Equity		10,575.00	1.46%	2,586,506.26 2,586,506.26	0.00%	2,569,513.50 0.00	8.64% (16,992.76)	NR / NR NR	0.00 0.00
REAL ESTATE									
922908553	Vanguard ETF REIT Due 8/31/2022	12,035.00	Various 2.96%	1,162,421.45 1,162,421.45	93.01 0.00%	1,119,375.35 0.00	3.77% (43,046.10)	NR / NR NR	0.00 0.00
Total Real Estate		12,035.00	2.96%	1,162,421.45 1,162,421.45	0.00%	1,119,375.35 0.00	3.77% (43,046.10)	NR / NR NR	0.00 0.00
SMALL CAP US EQUITY									
922908751	Vanguard ETF Small Cap Due 8/31/2022	11,945.00	Various 1.47%	2,286,254.06 2,286,254.06	189.71 0.00%	2,266,085.95 0.00	7.62% (20,168.11)	NR / NR NR	0.00 0.00
Total Small Cap US Equity		11,945.00	1.47%	2,286,254.06 2,286,254.06	0.00%	2,266,085.95 0.00	7.62% (20,168.11)	NR / NR NR	0.00 0.00
US CORE BONDS									
921937835	Vanguard ETF Total Bond Index Due 8/31/2022	28,160.00	Various 2.19%	2,132,941.51 2,132,941.51	74.60 0.00%	2,100,736.00 0.00	7.07% (32,205.51)	NR / NR NR	0.00 0.00
Total US Core Bonds		28,160.00	2.19%	2,132,941.51 2,132,941.51	0.00%	2,100,736.00 0.00	7.07% (32,205.51)	NR / NR NR	0.00 0.00

City of Corona Pension Stabilization Trust

Account #10952

Holdings Report

As of August 31, 2022



CUSIP	Security Description	Par Value/Units	Purchase Date Book Yield	Cost Value Book Value	Mkt Price Mkt YTM	Market Value Accrued Int.	% of Port. Gain/Loss	Moody/S&P Fitch	Maturity Duration
US HIGH YIELD BONDS									
78468R622	SPDR Bloomberg High Yield Bond ETF Due 8/31/2022	3,155.00	Various 5.11%	296,020.44 296,020.44	91.89 0.00%	289,912.95 0.00	0.98% (6,107.49)	NR / NR NR	0.00 0.00
Total US High Yield Bonds		3,155.00	5.11%	296,020.44 296,020.44	0.00%	289,912.95 0.00	0.98% (6,107.49)	NR / NR NR	0.00 0.00
TOTAL PORTFOLIO		15,534,548.15	0.91%	30,008,313.86 30,008,313.86	0.00%	29,725,810.35 0.00	100.00% (282,503.51)	NR / NR NR	0.00 0.00
TOTAL MARKET VALUE PLUS ACCRUED						29,725,810.35			

City of Corona Pension Stabilization Trust

Transaction Ledger



Account #10952

As of August 31, 2022

Transaction Type	Settlement Date	CUSIP	Quantity	Security Description	Price	Acq/Disp Yield	Amount	Interest Pur/Sold	Total Amount	Gain/Loss
ACQUISITIONS										
Purchase	08/04/2022	90CASH\$00	2,130.93	Cash Custodial Cash Account	1.000		2,130.93	0.00	2,130.93	0.00
Purchase	08/05/2022	90CASH\$00	701.39	Cash Custodial Cash Account	1.000		701.39	0.00	701.39	0.00
Purchase	08/15/2022	90CASH\$00	3,663.62	Cash Custodial Cash Account	1.000		3,663.62	0.00	3,663.62	0.00
Purchase	08/22/2022	464287200	4,890.00	ISHARES S&P 500 Index ETF	429.120	1.39%	2,098,395.82	0.00	2,098,395.82	0.00
Purchase	08/22/2022	464287507	4,675.00	ISHARES S&P Midcap ETF	261.368	1.37%	1,221,895.85	0.00	1,221,895.85	0.00
Purchase	08/22/2022	464288489	6,125.00	ISHARES Intl Developed Real Estate ETF	23.485	3.74%	143,845.01	0.00	143,845.01	0.00
Purchase	08/22/2022	78468R622	1,555.00	SPDR Bloomberg High Yield Bond ETF	96.168	5.02%	149,541.24	0.00	149,541.24	0.00
Purchase	08/22/2022	921937835	14,260.00	Vanguard ETF Total Bond Index	76.089	2.20%	1,085,022.01	0.00	1,085,022.01	0.00
Purchase	08/22/2022	921943858	13,400.00	Vanguard ETF FTSE Developed Mkts ETF	42.999	3.68%	576,179.90	0.00	576,179.90	0.00
Purchase	08/22/2022	922042858	3,650.00	Vanguard FTSE Emerging Markets ETF	42.020	3.31%	153,374.00	0.00	153,374.00	0.00
Purchase	08/22/2022	922908553	5,635.00	Vanguard ETF REIT	100.990	2.83%	569,078.09	0.00	569,078.09	0.00
Purchase	08/22/2022	922908751	5,245.00	Vanguard ETF Small Cap	204.209	1.38%	1,071,075.73	0.00	1,071,075.73	0.00
Subtotal			65,930.94				7,074,903.59	0.00	7,074,903.59	0.00
TOTAL ACQUISITIONS			65,930.94				7,074,903.59	0.00	7,074,903.59	0.00
DISPOSITIONS										
Sale	08/22/2022	90CASH\$00	7,068,407.65	Cash Custodial Cash Account	1.000		7,068,407.65	0.00	7,068,407.65	0.00
Subtotal			7,068,407.65				7,068,407.65	0.00	7,068,407.65	0.00
TOTAL DISPOSITIONS			7,068,407.65				7,068,407.65	0.00	7,068,407.65	0.00
OTHER TRANSACTIONS										
Dividend	08/04/2022	921937835	13,900.00	Vanguard ETF Total Bond Index	0.000		2,130.93	0.00	2,130.93	0.00
Dividend	08/05/2022	78468R622	1,600.00	SPDR Bloomberg High Yield Bond ETF	0.000		701.39	0.00	701.39	0.00

City of Corona Pension Stabilization Trust

Account #10952

Transaction Ledger

As of August 31, 2022



Transaction Type	Settlement Date	CUSIP	Quantity	Security Description	Price	Acq/Disp Yield	Amount	Interest Pur/Sold	Total Amount	Gain/Loss
OTHER TRANSACTIONS										
Dividend	08/15/2022	90CASH\$00	22,474,357.18	Cash Custodial Cash Account	0.000		3,663.62	0.00	3,663.62	0.00
Subtotal			22,489,857.18				6,495.94	0.00	6,495.94	0.00
TOTAL OTHER TRANSACTIONS			22,489,857.18				6,495.94	0.00	6,495.94	0.00

City of Corona Pension Stabilization Trust

Income Earned



Account #10952

As of August 31, 2022

CUSIP	Security Description	Trade Date Settle Date Units	Book Value: Begin Book Value: Acq Book Value: Disp Book Value: End	Prior Accrued Inc. Received Ending Accrued Total Interest	Accr. Of Discount Amort. Of Premium Net Accret/Amort Income Earned	Total Income
EQUITY						
464287200	ISHARES S&P 500 Index ETF	Various	2,257,127.63	0.00	0.00	0.00
		Various	2,098,395.82	0.00	0.00	
		10,690.00	0.00	0.00	0.00	
			4,355,523.45	0.00	0.00	
464287507	ISHARES S&P Midcap ETF	Various	1,364,610.41	0.00	0.00	0.00
		Various	1,221,895.85	0.00	0.00	
		10,575.00	0.00	0.00	0.00	
			2,586,506.26	0.00	0.00	
464288489	ISHARES Intl Developed Real Estate ETF	Various	150,662.84	0.00	0.00	0.00
		Various	143,845.01	0.00	0.00	
		12,825.00	0.00	0.00	0.00	
			294,507.85	0.00	0.00	
78468R622	SPDR Bloomberg High Yield Bond ETF	Various	146,479.20	0.00	0.00	701.39
		Various	149,541.24	701.39	0.00	
		3,155.00	0.00	0.00	0.00	
			296,020.44	701.39	701.39	
921937835	Vanguard ETF Total Bond Index	Various	1,047,919.50	0.00	0.00	2,130.93
		Various	1,085,022.01	2,130.93	0.00	
		28,160.00	0.00	0.00	0.00	
			2,132,941.51	2,130.93	2,130.93	
921943858	Vanguard ETF FTSE Developed Mkts ETF	Various	604,890.31	0.00	0.00	0.00
		Various	576,179.90	0.00	0.00	
		28,300.00	0.00	0.00	0.00	
			1,181,070.21	0.00	0.00	
922042858	Vanguard FTSE Emerging Markets ETF	Various	150,081.48	0.00	0.00	0.00
		Various	153,374.00	0.00	0.00	
		7,250.00	0.00	0.00	0.00	
			303,455.48	0.00	0.00	
922908553	Vanguard ETF REIT	Various	593,343.36	0.00	0.00	0.00
		Various	569,078.09	0.00	0.00	
		12,035.00	0.00	0.00	0.00	
			1,162,421.45	0.00	0.00	

City of Corona Pension Stabilization Trust

Account #10952

Income Earned

As of August 31, 2022



CUSIP	Security Description	Trade Date Settle Date Units	Book Value: Begin Book Value: Acq Book Value: Disp Book Value: End	Prior Accrued Inc. Received Ending Accrued Total Interest	Accr. Of Discount Amort. Of Premium Net Accret/Amort Income Earned	Total Income
922908751	Vanguard ETF Small Cap	Various Various 11,945.00	1,215,178.33 1,071,075.73 0.00 2,286,254.06	0.00 0.00 0.00 0.00	0.00 0.00 0.00 0.00	0.00
			7,530,293.06	0.00	0.00	
			7,068,407.65	2,832.32	0.00	
			0.00	0.00	0.00	
Total Equity		124,935.00	14,598,700.71	2,832.32	2,832.32	2,832.32
CASH & EQUIVALENT						
90CASH\$00	Cash Custodial Cash Account	Various Various 15,409,613.15	22,471,524.86 6,495.94 7,068,407.65 15,409,613.15	0.00 3,663.62 0.00 3,663.62	0.00 0.00 0.00 3,663.62	3,663.62
			22,471,524.86	0.00	0.00	
			6,495.94	3,663.62	0.00	
			7,068,407.65	0.00	0.00	
Total Cash & Equivalent		15,409,613.15	15,409,613.15	3,663.62	3,663.62	3,663.62
			30,001,817.92	0.00	0.00	
			7,074,903.59	6,495.94	0.00	
			7,068,407.65	0.00	0.00	
TOTAL PORTFOLIO		15,534,548.15	30,008,313.86	6,495.94	6,495.94	6,495.94

City of Corona Pension Stabilization Trust

Account #10952

Cash Flow Report

As of August 31, 2022



Payment Date	Transaction Type	CUSIP	Quantity	Security Description	Principal Amount	Income	Total Amount
09/07/2022	Dividend	921937835	28,160.00	Vanguard ETF Total Bond Index	0.00	4,406.76	4,406.76
SEP 2022					0.00	4,406.76	4,406.76
TOTAL					0.00	4,406.76	4,406.76



Chandler Asset Management, Inc. ("Chandler") is an SEC registered investment adviser. For additional information about our firm, please see our current disclosures (Form ADV). To obtain a copy of our current disclosures, you may contact your client service representative by calling the number on the front of this statement or you may visit our website at www.chandlerasset.com.

Information contained in this monthly statement is confidential and is provided for informational purposes only and should not be construed as specific investment or legal advice. The information contained herein was obtained from sources believed to be reliable as of the date of this statement, but may become outdated or superseded at any time without notice.

Custody: Your qualified custodian bank maintains control of all assets reflected in this statement and we urge you to compare this statement to the one you receive from your qualified custodian. Chandler does not have any authority to withdraw or deposit funds from/to the custodian account.

Valuation: Prices are provided by IDC, an independent pricing source. In the event IDC does not provide a price or if the price provided is not reflective of fair market value, Chandler will obtain pricing from an alternative approved third party pricing source in accordance with our written valuation policy and procedures. Our valuation procedures are also disclosed in Item 5 of our Form ADV Part 2A.

Performance: Performance results are presented gross-of-advisory fees and represent the client's Total Return. The deduction of advisory fees lowers performance results. These results include the reinvestment of dividends and other earnings. Past performance may not be indicative of future results. Therefore, clients should not assume that future performance of any specific investment or investment strategy will be profitable or equal to past performance levels. All investment strategies have the potential for profit or loss. Economic factors, market conditions or changes in investment strategies, contributions or withdrawals may materially alter the performance and results of your portfolio.

Source ice Data Indices, LLC ("ICE"), used with permission. ICE PERMITS USE OF THE ICE INDICES AND RELATED DATA ON AN "AS IS" BASIS; ICE, ITS AFFILIATES AND THEIR RESPECTIVE THIRD PARTY SUPPLIERS DISCLAIM ANY AND ALL WARRANTIES AND REPRESENTATIONS, EXPRESS AND/OR IMPLIED, INCLUDING ANY WARRANTIES OF MERCHANTABILITY OR FITNESS FOR A PARTICULAR PURPOSE OR USE, INCLUDING THE INDICES, INDEX DATA AND ANY DATA INCLUDED IN, RELATED TO, OR DERIVED THEREFROM. NEITHER ICE DATA, ITS AFFILIATES OR THEIR RESPECTIVE THIRD PARTY PROVIDERS GUARANTEE THE QUALITY, ADEQUACY, ACCURACY, TIMELINESS OR COMPLETENESS OF THE INDICES OR THE INDEX DATA OR ANY COMPONENT THEREOF, AND THE INDICES AND INDEX DATA AND ALL COMPONENTS THEREOF ARE PROVIDED ON AN "AS IS" BASIS AND LICENSEE'S USE IS AT LICENSEE'S OWN RISK. ICE DATA, ITS AFFILIATES AND THEIR RESPECTIVE THIRD PARTY DO NOT SPONSOR, ENDORSE, OR RECOMMEND CHANDLER, OR ANY OF ITS PRODUCTS OR SERVICES.

Index returns assume reinvestment of all distributions. Historical performance results for investment indexes generally do not reflect the deduction of transaction and/or custodial charges or the deduction of an investment management fee, the incurrence of which would have the effect of decreasing historical performance results. It is not possible to invest directly in an index.

Ratings: Ratings information have been provided by Moody's, S&P and Fitch through data feeds we believe to be reliable as of the date of this statement, however we cannot guarantee its accuracy.

Security level ratings for U.S. Agency issued mortgage-backed securities ("MBS") reflect the issuer rating because the securities themselves are not rated. The issuing U.S. Agency guarantees the full and timely payment of both principal and interest and carries a AA+/Aaa/AAA by S&P, Moody's and Fitch respectively.



Benchmark Index	Disclosure
Multi Asset Class Index*	<p>The S&P 500 is a market value weighted index of 500 large-capitalization stocks. The 500 companies included in the index capture approximately 80% of available US market capitalization.</p> <p>The MSCI EAFE International Equity Index is a market capitalization weighted index that captures international equity performance of large- and mid-cap stocks in the developed stock markets of Europe, Australasia, and the Far East.</p> <p>The ICE BofA US Corporate, Government & Mortgage Index tracks the performance of US dollar denominated investment grade debt publicly issued in the US domestic market, including US Treasuries, quasi-governments, corporates, covered bonds and residential mortgage pass-throughs. Non-residential mortgage collateralized debt such as commercial mortgage backed securities and asset backed securities are excluded from this index, as are all collateralized mortgage obligations. Most qualifying securities must have an investment grade rating (based on an average of Moody's, S&P and Fitch). They must also have at least one year remaining term to final maturity, at least 18 months to final maturity at point of issuance and a fixed coupon schedule. Amounts outstanding for qualifying US Treasuries must be at least \$1 billion; US agencies, foreign governments, supranationals, corporates and covered bonds must have at least \$250 million outstanding. Qualifying residential mortgage pass-through securities include fixed rate securities publicly issued by US agencies. 30-year, 20-year and 15-year fixed rate mortgage pools must have at least one year remaining term to final maturity and a minimum amount outstanding of at least \$5 billion per generic coupon and \$250 million per production year within each generic coupon.</p>