



City of Corona Investment Portfolio Report Month Ending November 30, 2023

In accordance with the City Investment Policy, a monthly investment report shall be filed with the City Council which provides a clear picture of the status of the current investments. The report for the month ending November 30, 2023 has been prepared by Chandler Asset Management. We hereby certify that this report accurately reflects all pooled investments and is in compliance with the City's Investment Policy. Combined with anticipated revenues, the portfolio contains sufficient investment liquidity to meet budgeted expenditures for the next six months.

SUBMITTED BY:

DocuSigned by:

Chad Willardson

AC0F9B3DE6234FC...

Chad T. Willardson
City Treasurer

DocuSigned by:

Brett Channing

B6776F4CB5E54C9...

Brett Channing
Assistant City Manager

DocuSigned by:

Kim Sitton

AE6AA49B0BD44E7...

Kim Sitton
Finance Director

REVIEWED BY:

DocuSigned by:

Christine Thompson

C477487B2FB2438...

Christine Thompson
Accounting Manager

Investment Summary

	City's Investment	Pension Trust	Total Investment
Beginning balance October 31, 2023	\$ 499,040,771	\$ 32,960,101	\$ 532,000,872
Acquisitions / Additions:			
Agency Notes	50,636,114		50,636,114
US Corporate Notes	-		-
LAIF	19,100,000		19,100,000
Money Market Fund	2,629,067	17,465	2,646,531
	\$ 72,365,181	17,465	\$ 72,382,646
Dispositions / Withdrawals:			
Agency Notes	-		-
US Corporate Notes	1,872,534		1,872,534
LAIF	18,500,000		18,500,000
Money Market Fund	50,636,114		50,636,114
	\$ 71,008,649		\$ 71,008,649
Gain/(Loss) on Dispositions	\$ 190		\$ 190
Ending balance, November 30, 2023	\$ 500,397,494	\$ 32,977,566	\$ 533,375,059

DS

EN



City of Corona Consolidated - Account #10003

MONTHLY ACCOUNT STATEMENT

NOVEMBER 1, 2023 THROUGH NOVEMBER 30, 2023

Chandler Team:

For questions about your account, please call (800) 317-4747,
or contact operations@chandlerasset.com

Custodian

Bank of New York Mellon
Lauren Dehner
(904) 645-1918

CHANDLER ASSET MANAGEMENT
chandlerasset.com

Information contained herein is confidential. We urge you to compare this statement to the one you receive from your qualified custodian. Please see Important Disclosures.

City of Corona Consolidated

Account #10003

Portfolio Summary

As of November 30, 2023



PORTFOLIO CHARACTERISTICS

Average Modified Duration	1.67
Average Coupon	3.17%
Average Purchase YTM	3.32%
Average Market YTM	5.02%
Average S&P/Moody Rating	AA+/Aa1
Average Final Maturity	1.91 yrs
Average Life	1.74 yrs

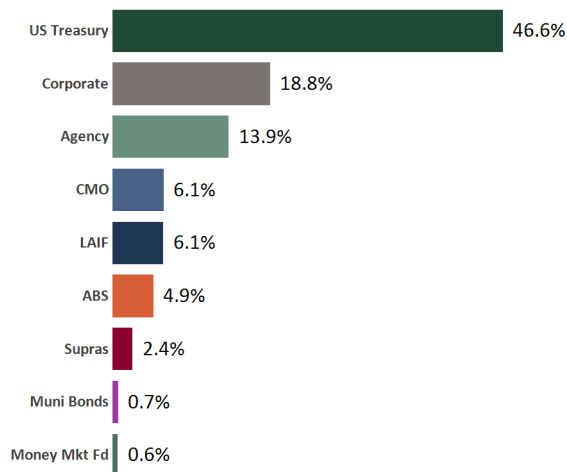
ACCOUNT SUMMARY

	Beg. Values as of 10/31/23	End Values as of 11/30/23
Market Value	480,700,984	486,719,832
Accrued Interest	2,755,449	3,394,933
Total Market Value	483,456,433	490,114,765
Income Earned	1,270,988	1,396,016
Cont/WD		0
Par	502,683,216	505,403,634
Book Value	499,040,771	500,397,494
Cost Value	499,040,771	500,397,494

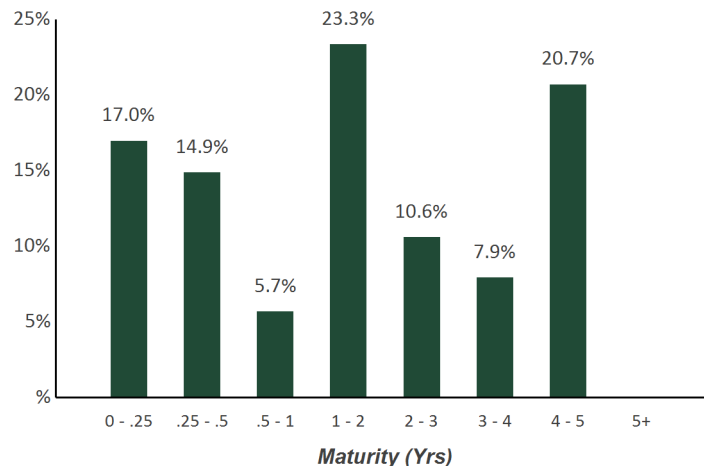
TOP ISSUERS

Government of United States	46.6%
Federal Home Loan Mortgage Corp	9.8%
Federal National Mortgage Assoc	6.1%
Local Agency Investment Fund	6.1%
Federal Home Loan Bank	3.4%
Inter-American Dev Bank	1.2%
Intl Bank Recon and Development	1.2%
JP Morgan Chase & Co	1.2%
Total	75.4%

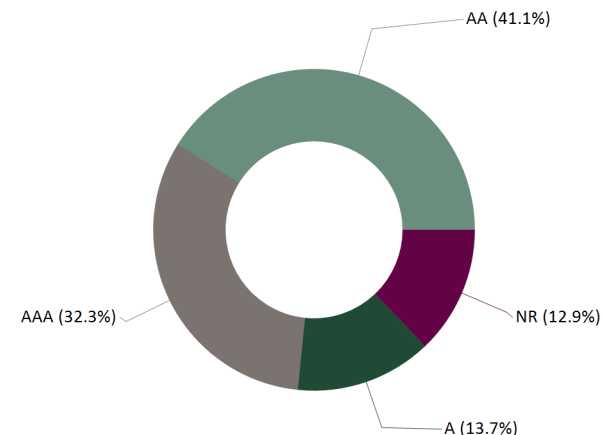
SECTOR ALLOCATION



MATURITY DISTRIBUTION



CREDIT QUALITY (S&P)



Statement of Compliance

As of November 30, 2023



City of Corona Consolidated

This portfolio is a consolidation of assets managed by Chandler Asset Management and assets managed internally by Client. Chandler relies on Client to provide accurate information for reporting assets and producing this compliance statement.

Investment Type	Minimum Rating	Max%	Max % Issuer	Max Maturity	Miscellaneous	Comment
U.S. Treasuries		100%		5 years		Complies
Federal Agencies		100%		5 years	20% max agency callable securities	Complies
Supranational Obligations	"AA" rating or higher by a NRSRO	30%	10%	5 years	Washington D.C. based issuers: IADB, IBRD, and IFC	Complies
Municipal Securities (CA, Local Agency)	"A" rating or higher by a NRSRO	25%	5%	5 years		Complies
Municipal Securities (CA, Other States)	"A" rating or higher by a NRSRO	25%	5%	5 years		Complies
Corporate Medium Term Notes	"A" rating category or higher by a NRSRO	30%	5%	5 years	U.S. domiciled corporations or U.S. licensed depository	Complies
Asset-Backed, Mortgage-Backed, Mortgage Pass-Through Securities, and Collateralized Mortgage Obligations (Non-Agency)	"AA" rating category or better by a NRSRO	20%	5%	5 years	Non-Government issued	Complies
Agency Mortgage Securities		100%		5 years		Complies
Negotiable Certificates of Deposit (NCD)	"A-1/P-1" or better short term debt rating; and "A2/A" or better long term debt rating;	20%	5%	3 years	May not exceed shareholder's equity of issuing bank or net worth of issuing S&L or Federal Association; Issued by a nationally or state chartered bank, a federal association, or a state licensed branch of a foreign owned bank (insured by federal government)	Complies
FDIC Insured Time Deposits (Non-negotiable CD)			5%			Complies
Collateralized Time Deposits (Non-negotiable CD)			5%			Complies
Banker's Acceptances		20%	25%	180 days		Complies
Commercial Paper	"A-1/P-1" rating for issuer's Commercial Paper; "A2/A" or higher rating on long term debt	40% if AUM >\$100 million (sunsetting 1/1/26)	5%	270 days	10% max of the outstanding commercial paper of any single issuer; U.S. domiciled corporations with assets > \$500 million	Complies
Money Market Mutual Funds	"AAA" or Highest rating by two NRSROs	20%	20%		Have an SEC registered investment adviser with > 5 years experience and AUM >\$500 million; 20% max combined Money Market Mutual Funds and Mutual Funds	Complies

Mutual Funds	"AAA" or Highest rating by two NRSROs	10%			Have an SEC registered investment adviser with > 5 years experience and AUM >\$500 million; 20% max combined Money Market Mutual Funds and Mutual Funds	<i>Complies</i>
Local Agency Investment Fund (LAIF)					Limit set by LAIF	<i>Complies</i>
Local Government Investment Pool						<i>Complies</i>
Repurchase Agreements		10%	5%	14 days	102% Collateralized	<i>Complies</i>
Max Per Issuer					5% max per issuer, unless otherwise specified in the policy, other than U.S. Government, its Agencies and instrumentalities, Money Market Mutual Funds, and LAIF	<i>Complies</i>
Maximum Maturity				5 years		<i>Complies</i>

City of Corona Consolidated

Account #10003

Holdings Report

As of November 30, 2023



CUSIP	Security Description	Par Value/Units	Purchase Date Book Yield	Cost Value Book Value	Mkt Price Mkt YTM	Market Value Accrued Int.	% of Port. Gain/Loss	Moody/S&P Fitch	Maturity Duration
ABS									
43813KAC6	Honda Auto Receivables Trust 2020-3 A3 0.37% Due 10/18/2024	84,050.69	09/22/2020 0.38%	84,038.34 84,038.34	99.57 5.64%	83,690.70 11.23	0.02% (347.64)	NR / AAA AAA	0.88 0.08
36262XAC8	GM Financial Auto Lease Trust 2021-3 A2 0.39% Due 10/21/2024	221,624.21	08/10/2021 0.39%	221,621.19 221,621.19	99.71 5.71%	220,979.73 26.41	0.05% (641.46)	NR / AAA AAA	0.89 0.05
09690AAC7	BMW Vehicle Lease Trust 2021-2 A3 0.33% Due 12/26/2024	18,514.77	09/08/2021 0.34%	18,512.86 18,512.86	99.96 0.92%	18,507.27 1.02	0.00% (5.59)	Aaa / NR AAA	1.07 0.07
89236XAC0	Toyota Auto Receivables 2020-D A3 0.35% Due 1/15/2025	21,880.08	10/06/2020 0.36%	21,876.00 21,876.00	99.78 5.63%	21,832.66 3.40	0.00% (43.34)	NR / AAA AAA	1.13 0.04
44891WAC3	Hyundai Auto Lease Trust 2022-A A3 1.16% Due 1/15/2025	632,956.98	01/11/2022 1.16%	632,942.99 632,942.99	99.19 5.73%	627,821.17 326.32	0.13% (5,121.82)	Aaa / AAA NR	1.13 0.18
89238LAC4	Toyota Lease Owner Trust 2022-A A3 1.96% Due 2/20/2025	1,859,068.58	02/23/2022 1.98%	1,858,775.96 1,858,775.96	99.12 5.54%	1,842,695.76 1,113.38	0.38% (16,080.20)	NR / AAA AAA	1.23 0.24
36265MAC9	GM Financial Auto Lease Trust 2022-1 A3 1.9% Due 3/20/2025	1,287,954.81	02/15/2022 1.91%	1,287,943.74 1,287,943.74	99.17 5.82%	1,277,208.12 747.73	0.26% (10,735.62)	Aaa / NR AAA	1.30 0.21
05601XAC3	BMW Vehicle Lease Trust 2022-1 A3 1.1% Due 3/25/2025	354,609.75	01/11/2022 1.11%	354,556.73 354,556.73	99.24 5.82%	351,909.75 65.01	0.07% (2,646.98)	NR / AAA AAA	1.32 0.16
43813GAC5	Honda Auto Receivables Trust 2021-1 A3 0.27% Due 4/21/2025	155,363.54	02/17/2021 0.27%	155,360.70 155,360.70	98.64 5.70%	153,252.14 11.65	0.03% (2,108.56)	Aaa / NR AAA	1.39 0.25
44891RAC4	Hyundai Auto Receivables Trust 2020-C A3 0.38% Due 5/15/2025	230,594.57	10/20/2020 0.39%	230,541.47 230,541.47	99.15 5.81%	228,623.22 38.94	0.05% (1,918.25)	NR / AAA AAA	1.46 0.16
89240BAC2	Toyota Auto Receivables Owners 2021- A A3 0.26% Due 5/15/2025	582,348.86	02/02/2021 0.27%	582,240.78 582,240.78	98.73 5.63%	574,931.48 67.29	0.12% (7,309.30)	Aaa / NR AAA	1.46 0.24
44933LAC7	Hyundai Auto Receivables Trust 2021-A A3 0.38% Due 9/15/2025	449,319.88	04/20/2021 0.38%	449,272.61 449,272.61	98.41 5.51%	442,190.52 75.89	0.09% (7,082.09)	NR / AAA AAA	1.79 0.31
43815GAC3	Honda Auto Receivables Trust 2021-4 A3 0.88% Due 1/21/2026	766,593.41	11/16/2021 0.89%	766,431.80 766,431.80	96.79 5.82%	741,963.53 187.39	0.15% (24,468.27)	Aaa / NR AAA	2.15 0.65

City of Corona Consolidated

Account #10003

Holdings Report

As of November 30, 2023



CUSIP	Security Description	Par Value/Units	Purchase Date Book Yield	Cost Value Book Value	Mkt Price Mkt YTM	Market Value Accrued Int.	% of Port. Gain/Loss	Moody/S&P Fitch	Maturity Duration
ABS									
47789QAC4	John Deere Owner Trust 2021-B A3 0.52% Due 3/16/2026	832,013.46	07/13/2021 0.52%	831,939.25 831,939.25	96.69 6.22%	804,511.26 192.29	0.16% (27,427.99)	Aaa / NR AAA	2.29 0.58
89238JAC9	Toyota Auto Receivables Trust 2021-D A3 0.71% Due 4/15/2026	723,986.41	11/09/2021 0.71%	723,970.99 723,970.99	96.73 5.85%	700,347.54 228.46	0.14% (23,623.45)	NR / AAA AAA	2.38 0.63
44935FAD6	Hyundai Auto Receivables Trust 2021-C A3 0.74% Due 5/15/2026	542,679.42	11/09/2021 0.75%	542,558.29 542,558.29	96.99 5.85%	526,337.18 178.48	0.11% (16,221.11)	NR / AAA AAA	2.46 0.59
43815BAC4	Honda Auto Receivables Trust 2022-1 A3 1.88% Due 5/15/2026	1,650,000.00	02/15/2022 1.89%	1,649,751.84 1,649,751.84	96.97 5.76%	1,600,054.50 1,378.67	0.33% (49,697.34)	Aaa / AAA NR	2.46 0.78
05602RAD3	BMW Vehicle Owner Trust 2022-A A3 3.21% Due 8/25/2026	1,065,000.00	05/10/2022 3.23%	1,064,944.62 1,064,944.62	98.00 5.86%	1,043,729.82 569.78	0.21% (21,214.80)	Aaa / AAA NR	2.74 0.76
362554AC1	GM Financial Securitized Term 2021-4 A3 0.68% Due 9/16/2026	597,234.57	10/13/2021 0.68%	597,219.33 597,219.33	96.27 6.09%	574,960.11 169.22	0.12% (22,259.22)	Aaa / AAA NR	2.80 0.69
47787JAC2	John Deere Owner Trust 2022-A A3 2.32% Due 9/16/2026	902,917.05	03/10/2022 2.34%	902,717.33 902,717.33	97.38 5.76%	879,219.99 931.01	0.18% (23,497.34)	Aaa / NR AAA	2.80 0.76
448977AD0	Hyundai Auto Receivables Trust 2022-A A3 2.22% Due 10/15/2026	1,350,000.00	03/09/2022 2.23%	1,349,948.03 1,349,948.03	97.33 5.63%	1,313,980.66 1,332.00	0.27% (35,967.37)	NR / AAA AAA	2.88 0.78
380146AC4	GM Financial Auto Receivables 2022-1 A3 1.26% Due 11/16/2026	584,109.90	01/11/2022 1.27%	584,059.14 584,059.14	96.73 5.72%	565,020.60 306.66	0.12% (19,038.54)	NR / AAA AAA	2.96 0.73
02582JIT8	American Express Credit Trust 2022-2 A 3.39% Due 5/17/2027	2,765,000.00	05/17/2022 3.42%	2,764,388.38 2,764,388.38	97.24 5.43%	2,688,586.46 4,165.93	0.55% (75,801.92)	NR / AAA AAA	3.46 1.38
92348KAV5	Verizon Master Trust 2022-5 A1A 3.72% Due 7/20/2027	1,150,000.00	08/02/2022 3.75%	1,149,949.40 1,149,949.40	99.71 4.74%	1,146,685.70 1,307.17	0.23% (3,263.70)	NR / AAA AAA	3.64 0.71
47800CAC0	John Deere Owner Trust 2023-A A3 5.01% Due 11/15/2027	1,880,000.00	02/22/2023 5.07%	1,879,657.46 1,879,657.46	99.29 5.48%	1,866,624.01 4,186.13	0.38% (13,033.45)	Aaa / NR AAA	3.96 1.69
161571HT4	Chase Issuance Trust 23-A1 A 5.16% Due 9/15/2028	3,645,000.00	09/07/2023 5.23%	3,643,989.61 3,643,989.61	100.42 5.05%	3,660,145.01 8,359.20	0.75% 16,155.40	NR / AAA AAA	4.80 2.54
Total ABS		24,352,820.94	2.67%	24,349,208.84	5.55%	23,955,808.89 25,980.66	4.89% (393,399.95)	Aaa / AAA AAA	2.87 1.02

City of Corona Consolidated

Account #10003

Holdings Report

As of November 30, 2023



CUSIP	Security Description	Par Value/Units	Purchase Date Book Yield	Cost Value Book Value	Mkt Price Mkt YTM	Market Value Accrued Int.	% of Port. Gain/Loss	Moody/S&P Fitch	Maturity Duration
AGENCY									
3130A1XJ2	FHLB Note 2.875% Due 6/14/2024	5,500,000.00	Various 1.95%	5,740,000.40 5,740,000.40	98.68 5.40%	5,427,163.51 73,352.43	1.12% (312,836.89)	Aaa / AA+ NR	0.54 0.52
3130A2UW4	FHLB Note 2.875% Due 9/13/2024	4,000,000.00	09/13/2019 1.79%	4,206,760.00 4,206,760.00	98.14 5.32%	3,925,428.00 24,916.67	0.81% (281,332.00)	Aaa / AA+ NR	0.79 0.76
3135G0W66	FNMA Note 1.625% Due 10/15/2024	3,500,000.00	Various 1.21%	3,564,275.00 3,564,275.00	96.96 5.22%	3,393,575.50 7,267.36	0.69% (170,699.50)	Aaa / AA+ AA+	0.88 0.85
3130AQF40	FHLB Note 1% Due 12/20/2024	4,300,000.00	12/21/2021 1.02%	4,297,205.00 4,297,205.00	95.76 5.18%	4,117,826.20 19,230.56	0.84% (179,378.80)	Aaa / AA+ NR	1.06 1.02
3135G0X24	FNMA Note 1.625% Due 1/7/2025	4,220,000.00	Various 1.30%	4,282,878.20 4,282,878.20	96.30 5.12%	4,063,771.38 27,430.00	0.83% (219,106.82)	Aaa / AA+ AA+	1.11 1.06
3137EAEPO	FHLMC Note 1.5% Due 2/12/2025	6,575,000.00	02/13/2020 1.52%	6,569,937.25 6,569,937.25	95.99 4.98%	6,311,625.23 29,861.46	1.29% (258,312.02)	Aaa / AA+ AA+	1.21 1.16
3135G03U5	FNMA Note 0.625% Due 4/22/2025	5,270,000.00	04/22/2020 0.67%	5,259,143.80 5,259,143.80	94.24 4.95%	4,966,247.74 3,568.23	1.01% (292,896.06)	Aaa / AA+ AA+	1.39 1.36
3135G04Z3	FNMA Note 0.5% Due 6/17/2025	6,200,000.00	Various 0.51%	6,196,731.90 6,196,731.90	93.51 4.91%	5,797,409.20 14,122.22	1.19% (399,322.70)	Aaa / AA+ AA+	1.55 1.50
3137EAEU9	FHLMC Note 0.375% Due 7/21/2025	6,300,000.00	Various 0.45%	6,277,899.60 6,277,899.60	93.11 4.79%	5,866,030.80 8,531.25	1.20% (411,868.80)	Aaa / AA+ AA+	1.64 1.60
3135G05X7	FNMA Note 0.375% Due 8/25/2025	6,285,000.00	Various 0.46%	6,260,439.20 6,260,439.20	92.66 4.83%	5,823,775.28 6,285.00	1.19% (436,663.92)	Aaa / AA+ AA+	1.74 1.69
3137EAEX3	FHLMC Note 0.375% Due 9/23/2025	6,295,000.00	Various 0.44%	6,276,346.05 6,276,346.05	92.36 4.82%	5,814,049.41 4,458.96	1.19% (462,296.64)	Aaa / AA+ AA+	1.82 1.77
3135G06G3	FNMA Note 0.5% Due 11/7/2025	6,300,000.00	Various 0.57%	6,279,895.00 6,279,895.00	92.16 4.79%	5,805,966.60 2,100.00	1.19% (473,928.40)	Aaa / AA+ AA+	1.94 1.88
880591EZ1	Tennessee Valley Authority Note 3.875% Due 3/15/2028	3,500,000.00	05/04/2023 3.56%	3,548,755.00 3,548,755.00	97.82 4.44%	3,423,640.50 28,631.94	0.70% (125,114.50)	Aaa / AA+ AA+	4.29 3.87
3130AWN63	FHLB Note 4% Due 6/30/2028	3,000,000.00	08/21/2023 4.53%	2,931,360.00 2,931,360.00	98.69 4.32%	2,960,751.00 45,666.67	0.61% 29,391.00	Aaa / AA+ NR	4.59 4.08
Total Agency		71,245,000.00	1.22%	71,691,626.40	4.94%	67,697,260.35 295,422.75	13.87% (3,994,366.05)	Aaa / AA+ AA+	1.64 1.56

City of Corona Consolidated

Holdings Report



Account #10003

As of November 30, 2023

CUSIP	Security Description	Par Value/Units	Purchase Date Book Yield	Cost Value Book Value	Mkt Price Mkt YTM	Market Value Accrued Int.	% of Port. Gain/Loss	Moody/S&P Fitch	Maturity Duration
CMO									
3137BSP72	FHLMC K058 A2 2.653% Due 8/25/2026	1,500,000.00	11/12/2021 1.35%	1,586,425.78 1,586,425.78	94.16 4.96%	1,412,389.50 3,316.25	0.29% (174,036.28)	NR / NR AAA	2.74 2.53
3137BSRE5	FHLMC K059 A2 3.12% Due 9/25/2026	3,000,000.00	02/18/2022 1.98%	3,128,437.50 3,128,437.50	95.28 4.95%	2,858,295.00 7,800.00	0.58% (270,142.50)	NR / AAA AAA	2.82 2.54
3137FBBX3	FHLMC K068 A2 3.244% Due 8/25/2027	2,650,000.00	11/02/2022 4.79%	2,482,408.20 2,482,408.20	94.53 4.87%	2,505,063.55 7,163.83	0.51% 22,655.35	Aaa / NR NR	3.74 3.37
3137FEBQ2	FHLMC K072 A2 3.444% Due 12/25/2027	4,690,000.00	07/20/2023 4.60%	4,471,072.27 4,471,072.27	94.85 4.86%	4,448,347.75 13,460.30	0.91% (22,724.52)	NR / NR AAA	4.07 3.63
3137F4D41	FHLMC K074 A2 3.6% Due 1/25/2028	3,000,000.00	03/16/2023 4.93%	2,911,054.69 2,911,054.69	95.28 4.87%	2,858,313.00 1,800.00	0.58% (52,741.69)	NR / NR AAA	4.16 3.69
3137FETN0	FHLMC K073 A2 3.35% Due 1/25/2028	6,000,000.00	Various 4.55%	5,707,999.69 5,707,999.69	94.42 4.86%	5,665,290.01 3,350.00	1.16% (42,709.68)	NR / NR AAA	4.16 3.69
3137FG6X8	FHLMC K077 A2 3.85% Due 5/25/2028	5,320,000.00	Various 4.60%	5,229,125.01 5,229,125.01	96.00 4.85%	5,107,253.20 3,413.66	1.04% (121,871.81)	NR / NR AAA	4.49 3.94
3137FGR31	FHLMC K078 A2 3.854% Due 6/25/2028	1,997,000.00	06/22/2023 4.42%	1,951,677.46 1,951,677.46	96.00 4.84%	1,917,169.93 1,282.74	0.39% (34,507.53)	NR / NR AAA	4.57 3.97
3137FJEH8	FHLMC K081 A2 3.9% Due 8/25/2028	3,148,000.00	09/05/2023 4.88%	3,015,685.63 3,015,685.63	95.96 4.85%	3,020,959.31 10,231.00	0.62% 5,273.68	NR / NR AAA	4.74 4.19
Total CMO		31,305,000.00	4.22%	30,483,886.23 30,483,886.23	4.87%	29,793,081.25 51,817.78	6.09% (690,804.98)	Aaa / AAA AAA	4.06 3.60
CORPORATE									
14913Q3B3	Caterpillar Finl Service Note 2.15% Due 11/8/2024	2,593,000.00	Various 1.88%	2,624,484.21 2,624,484.21	97.11 5.34%	2,518,098.60 3,561.77	0.51% (106,385.61)	A2 / A A+	0.94 0.91
74153WCQ0	Pricoa Global Funding Note 1.15% Due 12/6/2024	1,975,000.00	12/01/2021 1.19%	1,972,965.75 1,972,965.75	95.63 5.63%	1,888,771.50 11,040.80	0.39% (84,194.25)	Aa3 / AA- AA-	1.02 0.98
89236TJT3	Toyota Motor Credit Corp Note 1.45% Due 1/13/2025	2,700,000.00	01/10/2022 1.50%	2,696,382.00 2,696,382.00	95.95 5.22%	2,590,566.30 15,007.50	0.53% (105,815.70)	A1 / A+ A+	1.12 1.08
64952WEK5	New York Life Global Note 1.45% Due 1/14/2025	3,745,000.00	01/11/2022 1.49%	3,740,955.40 3,740,955.40	95.83 5.33%	3,588,646.25 20,665.12	0.74% (152,309.15)	Aaa / AA+ AAA	1.13 1.08
90331HPL1	US Bank NA Callable Note Cont 12/21/2024 2.05% Due 1/21/2025	4,145,000.00	01/16/2020 2.10%	4,136,171.15 4,136,171.15	96.04 5.68%	3,980,870.44 30,684.51	0.82% (155,300.71)	A2 / A+ A+	1.15 1.09

City of Corona Consolidated

Account #10003

Holdings Report

As of November 30, 2023



CUSIP	Security Description	Par Value/Units	Purchase Date Book Yield	Cost Value Book Value	Mkt Price Mkt YTM	Market Value Accrued Int.	% of Port. Gain/Loss	Moody/S&P Fitch	Maturity Duration
CORPORATE									
69371RR73	Paccar Financial Corp Note 2.85% Due 4/7/2025	2,970,000.00	03/31/2022 2.86%	2,969,227.80 2,969,227.80	97.01 5.17%	2,881,069.29 12,696.75	0.59% (88,158.51)	A1 / A+ NR	1.35 1.30
78016EZ59	Royal Bank of Canada Note 3.375% Due 4/14/2025	1,270,000.00	04/07/2022 3.39%	1,269,530.10 1,269,530.10	97.23 5.49%	1,234,832.43 5,595.94	0.25% (34,697.67)	A1 / A AA-	1.37 1.31
06367WB85	Bank of Montreal Note 1.85% Due 5/1/2025	2,761,000.00	07/23/2021 0.85%	2,862,660.02 2,862,660.02	94.95 5.60%	2,621,649.57 4,256.54	0.54% (241,010.45)	A2 / A- AA-	1.42 1.37
46647PCH7	JP Morgan Chase & Co Callable Note Cont 6/1/2024 0.824% Due 6/1/2025	3,295,000.00	05/24/2021 2.03%	3,299,268.65 3,299,268.65	97.29 6.11%	3,205,791.17 13,575.40	0.66% (93,477.48)	A1 / A- AA-	1.50 1.43
63743HFE7	National Rural Utilities Note 3.45% Due 6/15/2025	940,000.00	04/27/2022 3.46%	939,746.20 939,746.20	97.16 5.40%	913,258.88 14,953.83	0.19% (26,487.32)	A2 / A- A	1.54 1.45
46647PCK0	JP Morgan Chase & Co Callable Note Cont 6/23/2024 0.969% Due 6/23/2025	1,565,000.00	Various 2.17%	1,565,968.20 1,565,968.20	97.10 6.12%	1,519,577.44 6,655.68	0.31% (46,390.76)	A1 / A- AA-	1.56 1.48
66815L2J7	Northwestern Mutual Gbl Note 4% Due 7/1/2025	2,350,000.00	06/27/2022 4.01%	2,349,201.00 2,349,201.00	98.05 5.29%	2,304,219.65 39,166.67	0.48% (44,981.35)	Aaa / AA+ AAA	1.59 1.49
40139LBC6	Guardian Life Glob Fun Note 0.875% Due 12/10/2025	3,000,000.00	Various 1.12%	2,969,700.00 2,969,700.00	90.95 5.66%	2,728,359.00 12,468.76	0.56% (241,341.00)	Aa1 / AA+ NR	2.03 1.95
66815L2A6	Northwestern Mutual Gbl Note 0.8% Due 1/14/2026	1,870,000.00	12/06/2021 1.47%	1,820,388.90 1,820,388.90	91.22 5.22%	1,705,795.30 5,693.11	0.35% (114,593.60)	Aaa / AA+ AAA	2.13 2.05
46647PBK1	JP Morgan Chase & Co Callable Note Cont 4/22/2025 2.083% Due 4/22/2026	1,000,000.00	05/20/2021 2.29%	1,037,330.00 1,037,330.00	94.99 5.88%	949,882.00 2,256.58	0.19% (87,448.00)	A1 / A- AA-	2.39 1.34
6174468Q5	Morgan Stanley Callable Note Cont 4/28/2025 2.188% Due 4/28/2026	1,600,000.00	05/18/2022 4.99%	1,511,376.00 1,511,376.00	95.08 5.87%	1,521,286.40 3,209.07	0.31% 9,910.40	A1 / A- A+	2.41 1.35
023135BX3	Amazon.com Inc Callable Note Cont 4/12/2026 1% Due 5/12/2026	4,865,000.00	05/10/2021 1.09%	4,843,983.20 4,843,983.20	91.25 4.83%	4,439,268.72 2,567.64	0.91% (404,714.48)	A1 / AA AA-	2.45 2.37
91324PEC2	United Health Group Inc Callable Note Cont 4/15/2026 1.15% Due 5/15/2026	805,000.00	Various 1.08%	807,605.05 807,605.05	91.65 4.79%	737,743.06 411.44	0.15% (69,861.99)	A2 / A+ A	2.46 2.37
89236TJK2	Toyota Motor Credit Corp Note 1.125% Due 6/18/2026	3,325,000.00	06/15/2021 1.13%	3,323,537.00 3,323,537.00	90.86 4.99%	3,021,088.35 16,936.72	0.62% (302,448.65)	A1 / A+ A+	2.55 2.44

City of Corona Consolidated

Account #10003

Holdings Report

As of November 30, 2023



CUSIP	Security Description	Par Value/Units	Purchase Date Book Yield	Cost Value Book Value	Mkt Price Mkt YTM	Market Value Accrued Int.	% of Port. Gain/Loss	Moody/S&P Fitch	Maturity Duration
CORPORATE									
06051GJD2	Bank of America Corp Callable Note Cont 6/19/2025 1.319% Due 6/19/2026	3,000,000.00	Various 2.28%	3,007,920.00 3,007,920.00	93.10 6.04%	2,793,126.00 17,806.50	0.57% (214,794.00)	A1 / A- AA-	2.55 1.49
57629WDE7	Mass Mutual Global funding Note 1.2% Due 7/16/2026	2,272,000.00	08/10/2021 1.21%	2,271,369.92 2,271,369.92	89.96 5.35%	2,043,834.40 10,224.00	0.42% (227,535.52)	Aa3 / AA+ AA+	2.63 2.51
58989V2D5	Met Tower Global Funding Note 1.25% Due 9/14/2026	1,715,000.00	09/07/2021 1.27%	1,713,422.20 1,713,422.20	89.50 5.35%	1,534,991.89 4,585.24	0.31% (178,430.31)	Aa3 / AA- AA-	2.79 2.67
931142ER0	Wal-Mart Stores Callable Note Cont 08/17/2026 1.05% Due 9/17/2026	785,000.00	09/08/2021 1.09%	783,516.35 783,516.35	90.88 4.56%	713,399.37 1,694.29	0.15% (70,116.98)	Aa2 / AA AA	2.80 2.69
59217GER6	Metlife Note 1.875% Due 1/11/2027	2,485,000.00	01/03/2022 1.90%	2,482,167.10 2,482,167.10	89.70 5.52%	2,229,107.13 18,119.79	0.46% (253,059.97)	Aa3 / AA- AA-	3.12 2.93
808513BY0	Charles Schwab Corp Callable Note Cont 2/3/2027 2.45% Due 3/3/2027	1,300,000.00	03/09/2022 2.73%	1,282,866.00 1,282,866.00	90.92 5.53%	1,181,999.00 7,785.56	0.24% (100,867.00)	A2 / A- A	3.26 3.04
89114TZT2	Toronto-Dominion Bank Note 2.8% Due 3/10/2027	1,900,000.00	03/09/2022 2.97%	1,884,933.00 1,884,933.00	92.63 5.28%	1,759,878.80 11,970.00	0.36% (125,054.20)	A1 / A NR	3.28 3.05
06051GHT9	Bank of America Corp Callable Note 1X 4/23/2026 3.559% Due 4/23/2027	3,000,000.00	Various 4.94%	2,906,255.64 2,906,255.64	95.14 5.76%	2,854,164.00 11,270.16	0.58% (52,091.64)	A1 / A- AA-	3.40 2.24
665859AW4	Northern Trust Company Callable Note Cont 4/10/2027 4% Due 5/10/2027	1,345,000.00	05/05/2022 4.04%	1,342,821.10 1,342,821.10	97.11 4.92%	1,306,184.64 3,138.33	0.27% (36,636.46)	A2 / A+ A+	3.44 3.16
91324PEG3	United Health Group Inc Callable Note Cont 4/15/2027 3.7% Due 5/15/2027	1,365,000.00	05/17/2022 3.69%	1,365,638.40 1,365,638.40	96.39 4.85%	1,315,677.09 2,244.66	0.27% (49,961.31)	A2 / A+ A	3.46 3.19
22160KAM7	Costco Wholesale Corp Callable Note Cont 2/18/2027 3% Due 5/18/2027	2,500,000.00	07/15/2022 3.53%	2,441,975.00 2,441,975.00	95.03 4.57%	2,375,657.50 2,708.33	0.49% (66,317.50)	Aa3 / A+ NR	3.47 3.24
89115A2C5	Toronto-Dominion Bank Note 4.108% Due 6/8/2027	1,400,000.00	08/26/2022 4.18%	1,395,310.00 1,395,310.00	96.17 5.31%	1,346,447.20 27,637.71	0.28% (48,862.80)	A1 / A NR	3.52 3.16
756109AU8	Realty Income Corp Callable Note Cont 10/15/2027 3.65% Due 1/15/2028	4,500,000.00	Various 4.99%	4,242,810.00 4,242,810.00	93.60 5.40%	4,211,986.50 62,050.00	0.87% (30,823.50)	A3 / A- NR	4.13 3.70

City of Corona Consolidated

Account #10003

Holdings Report

As of November 30, 2023



CUSIP	Security Description	Par Value/Units	Purchase Date Book Yield	Cost Value Book Value	Mkt Price Mkt YTM	Market Value Accrued Int.	% of Port. Gain/Loss	Moody/S&P Fitch	Maturity Duration
CORPORATE									
24422EWR6	John Deere Capital Corp Note 4.75% Due 1/20/2028	2,450,000.00	01/23/2023 4.40%	2,487,705.50 2,487,705.50	99.54 4.87%	2,438,690.80 42,347.57	0.51% (49,014.70)	A2 / A A+	4.14 3.65
91324PEP3	United Health Group Inc Callable Note Cont 1/15/2028 5.25% Due 2/15/2028	1,500,000.00	02/16/2023 4.76%	1,532,220.00 1,532,220.00	101.95 4.72%	1,529,298.00 23,187.50	0.32% (2,922.00)	A2 / A+ A	4.21 3.63
57636QAW4	MasterCard Inc Callable Note Cont 2/9/28 4.875% Due 3/9/2028	2,090,000.00	03/06/2023 4.90%	2,087,972.70 2,087,972.70	101.23 4.55%	2,115,748.80 23,207.71	0.44% 27,776.10	Aa3 / A+ NR	4.28 3.72
037833ET3	Apple Inc Callable Note Cont 4/10/2028 4% Due 5/10/2028	1,650,000.00	05/08/2023 4.01%	1,649,083.50 1,649,083.50	98.05 4.49%	1,617,821.70 3,850.00	0.33% (31,261.80)	Aaa / AA+ NR	4.45 4.01
58933YBH7	Merck & Co Callable Note Cont 4/17/2028 4.05% Due 5/17/2028	1,975,000.00	05/08/2023 4.05%	1,975,392.25 1,975,392.25	97.66 4.64%	1,928,713.90 3,110.63	0.39% (46,678.35)	A1 / A+ NR	4.47 4.02
74340XCG4	Prologis LP Callable Note Cont 5/15/2028 4.875% Due 6/15/2028	4,000,000.00	Various 5.11%	3,959,713.70 3,959,713.70	99.02 5.12%	3,960,844.00 82,875.00	0.83% 1,130.30	A3 / A NR	4.55 3.94
78016HZS2	ROYAL BANK OF CANADA Note 5.2% Due 8/1/2028	3,500,000.00	09/12/2023 5.50%	3,454,675.00 3,454,675.00	99.65 5.28%	3,487,666.00 66,227.78	0.73% 32,991.00	A1 / A AA-	4.67 4.02
69371RS64	Paccar Financial Corp Note 4.95% Due 8/10/2028	1,670,000.00	08/03/2023 4.99%	1,667,361.40 1,667,361.40	100.39 4.85%	1,676,474.59 25,488.38	0.35% 9,113.19	A1 / A+ NR	4.70 4.09
74456QBX3	Public Service EI & Gas Callable Note Cont 6/1/2028 3.65% Due 9/1/2028	3,000,000.00	09/12/2023 5.15%	2,805,270.00 2,805,270.00	94.33 5.01%	2,829,756.00 27,375.00	0.58% 24,486.00	A1 / A NR	4.76 4.25
Total Corporate		96,176,000.00	2.95%	95,480,879.39 95,480,879.39	5.28%	91,602,241.66 700,307.97	18.83% (3,878,637.73)	A1 / A+ AA-	2.78 2.47
LAIF									
90LAIF\$00	Local Agency Investment Fund State Pool	29,597,356.57	Various 3.86%	29,597,356.57 29,597,356.57	1.00 3.86%	29,597,356.57 177,648.84	6.08% 0.00	NR / NR NR	0.00 0.00
Total LAIF		29,597,356.57	3.86%	29,597,356.57 29,597,356.57	3.86%	29,597,356.57 177,648.84	6.08% 0.00	NR / NR NR	0.00 0.00

City of Corona Consolidated

Account #10003

Holdings Report

As of November 30, 2023



CUSIP	Security Description	Par Value/Units	Purchase Date Book Yield	Cost Value Book Value	Mkt Price Mkt YTM	Market Value Accrued Int.	% of Port. Gain/Loss	Moody/S&P Fitch	Maturity Duration
MONEY MARKET FUND									
60934N807	Federated Investors Govt Oblig Fund Inst.	267,821.94	Various 5.00%	267,821.94 267,821.94	1.00 5.00%	267,821.94 0.00	0.05% 0.00	Aaa / AAA AAA	0.00 0.00
60934N807	Federated Investors Govt Oblig Fund Inst.	2,814,634.21	Various 5.00%	2,814,634.21 2,814,634.21	1.00 5.00%	2,814,634.21 0.00	0.57% 0.00	Aaa / AAA AAA	0.00 0.00
Total Money Market Fund		3,082,456.15	5.00%	3,082,456.15	5.00%	3,082,456.15 0.00	0.63% 0.00	Aaa / AAA AAA	0.00 0.00
MUNICIPAL BONDS									
13063DRK6	California State Taxable GO 2.4% Due 10/1/2024	3,385,000.00	10/16/2019 1.91%	3,462,753.45 3,462,753.45	97.54 5.45%	3,301,559.75 13,540.00	0.68% (161,193.70)	Aa2 / AA- AA	0.84 0.81
Total Municipal Bonds		3,385,000.00	1.91%	3,462,753.45	5.45%	3,301,559.75 13,540.00	0.68% (161,193.70)	Aa2 / AA- AA	0.84 0.81
SUPRANATIONAL									
459058JL8	Intl. Bank Recon & Development Note 0.5% Due 10/28/2025	6,300,000.00	Various 0.59%	6,272,360.85 6,272,360.85	92.21 4.82%	5,809,185.91 2,887.50	1.19% (463,174.94)	Aaa / AAA AAA	1.91 1.86
4581X0DV7	Inter-American Dev Bank Note 0.875% Due 4/20/2026	6,390,000.00	04/13/2021 0.97%	6,360,733.80 6,360,733.80	91.55 4.65%	5,850,332.55 6,367.81	1.19% (510,401.25)	Aaa / AAA AAA	2.39 2.31
Total Supranational		12,690,000.00	0.78%	12,633,094.65	4.73%	11,659,518.46 9,255.31	2.38% (973,576.19)	Aaa / AAA AAA	2.15 2.09
US TREASURY									
912797FU6	US Treasury Bill 5.132% Due 12/14/2023	30,000,000.00	06/15/2023 5.34%	29,225,923.33 29,225,923.33	97.42 5.34%	29,225,923.33 718,480.00	6.11% 0.00	P-1 / A-1+ F-1+	0.04 0.04
912797GM3	US Treasury Bill 5.262% Due 2/8/2024	20,500,000.00	08/14/2023 5.48%	19,969,634.25 19,969,634.25	97.41 5.48%	19,969,634.25 323,613.00	4.14% 0.00	P-1 / A-1+ F-1+	0.19 0.19
912797GX9	US Treasury Bill 5.285% Due 3/14/2024	22,350,000.00	09/14/2023 5.50%	21,756,086.43 21,756,086.43	97.34 5.50%	21,756,086.43 252,659.36	4.49% 0.00	P-1 / A-1+ F-1+	0.29 0.28
912797HF7	US Treasury Bill 5.3% Due 4/11/2024	26,000,000.00	10/31/2023 5.50%	25,379,900.00 25,379,900.00	97.62 5.50%	25,379,900.00 114,833.33	5.20% 0.00	P-1 / A-1+ F-1+	0.36 0.35
912797FH5	US Treasury Bill 5.228% Due 5/16/2024	26,000,000.00	10/31/2023 5.45%	25,256,214.46 25,256,214.46	97.14 5.45%	25,256,214.46 113,266.83	5.18% 0.00	P-1 / A-1+ F-1+	0.46 0.45

City of Corona Consolidated

Account #10003

Holdings Report

As of November 30, 2023



CUSIP	Security Description	Par Value/Units	Purchase Date Book Yield	Cost Value Book Value	Mkt Price Mkt YTM	Market Value Accrued Int.	% of Port. Gain/Loss	Moody/S&P Fitch	Maturity Duration
US TREASURY									
912828D56	US Treasury Note 2.375% Due 8/15/2024	5,000,000.00	12/12/2019 1.75%	5,140,234.38 5,140,234.38	97.97 5.33%	4,898,440.00 34,850.54	1.01% (241,794.38)	Aaa / AA+ AA+	0.71 0.69
9128283D0	US Treasury Note 2.25% Due 10/31/2024	4,000,000.00	11/07/2019 1.77%	4,090,468.75 4,090,468.75	97.35 5.24%	3,894,064.00 7,664.84	0.80% (196,404.75)	Aaa / AA+ AA+	0.92 0.89
912828ZC7	US Treasury Note 1.125% Due 2/28/2025	7,000,000.00	03/18/2020 0.81%	7,108,007.81 7,108,007.81	95.28 5.07%	6,669,691.00 19,903.85	1.36% (438,316.81)	Aaa / AA+ AA+	1.25 1.21
91282CED9	US Treasury Note 1.75% Due 3/15/2025	7,000,000.00	04/05/2022 2.65%	6,823,085.94 6,823,085.94	95.95 5.03%	6,716,444.00 25,913.46	1.38% (106,641.94)	Aaa / AA+ AA+	1.29 1.25
91282CAB7	US Treasury Note 0.25% Due 7/31/2025	6,000,000.00	03/12/2021 0.72%	5,879,062.50 5,879,062.50	92.72 4.84%	5,563,362.00 5,013.59	1.14% (315,700.50)	Aaa / AA+ AA+	1.67 1.63
91282CAM3	US Treasury Note 0.25% Due 9/30/2025	3,200,000.00	03/29/2021 0.74%	3,130,375.00 3,130,375.00	92.17 4.76%	2,949,376.00 1,355.19	0.60% (180,999.00)	Aaa / AA+ AA+	1.84 1.79
91282CAT8	US Treasury Note 0.25% Due 10/31/2025	6,000,000.00	02/19/2021 0.53%	5,923,125.00 5,923,125.00	91.87 4.73%	5,512,266.00 1,277.47	1.12% (410,859.00)	Aaa / AA+ AA+	1.92 1.87
91282CAZ4	US Treasury Note 0.375% Due 11/30/2025	3,800,000.00	03/26/2021 0.77%	3,731,867.19 3,731,867.19	91.83 4.70%	3,489,616.00 38.93	0.71% (242,251.19)	Aaa / AA+ AA+	2.00 1.95
91282CCW9	US Treasury Note 0.75% Due 8/31/2026	1,570,000.00	09/23/2021 0.90%	1,558,899.61 1,558,899.61	90.41 4.49%	1,419,501.37 2,976.10	0.29% (139,398.24)	Aaa / AA+ AA+	2.75 2.66
91282CCZ2	US Treasury Note 0.875% Due 9/30/2026	3,130,000.00	10/18/2021 1.19%	3,083,172.27 3,083,172.27	90.61 4.44%	2,835,952.15 4,639.41	0.58% (247,220.12)	Aaa / AA+ AA+	2.84 2.74
91282CDG3	US Treasury Note 1.125% Due 10/31/2026	3,120,000.00	11/15/2021 1.25%	3,100,987.50 3,100,987.50	90.96 4.46%	2,837,980.08 2,989.29	0.58% (263,007.42)	Aaa / AA+ AA+	2.92 2.81
91282CET4	US Treasury Note 2.625% Due 5/31/2027	2,400,000.00	06/09/2022 3.07%	2,351,156.25 2,351,156.25	94.23 4.42%	2,261,532.00 172.13	0.46% (89,624.25)	Aaa / AA+ AA+	3.50 3.29
91282CEW7	US Treasury Note 3.25% Due 6/30/2027	6,650,000.00	Various 3.12%	6,690,380.86 6,690,380.86	96.21 4.40%	6,398,284.20 90,443.61	1.32% (292,096.66)	Aaa / AA+ AA+	3.58 3.29
91282CFB2	US Treasury Note 2.75% Due 7/31/2027	1,300,000.00	08/22/2022 3.12%	1,277,960.94 1,277,960.94	94.45 4.40%	1,227,839.60 11,949.05	0.25% (50,121.34)	Aaa / AA+ AA+	3.67 3.40
91282CFH9	US Treasury Note 3.125% Due 8/31/2027	3,450,000.00	Various 3.45%	3,399,517.58 3,399,517.58	95.63 4.40%	3,299,062.50 27,249.32	0.68% (100,455.08)	Aaa / AA+ AA+	3.75 3.46
91282CFM8	US Treasury Note 4.125% Due 9/30/2027	2,800,000.00	Various 4.37%	2,770,000.01 2,770,000.01	99.07 4.39%	2,774,077.60 19,565.57	0.57% 4,077.59	Aaa / AA+ AA+	3.84 3.48

City of Corona Consolidated

Account #10003

Holdings Report

As of November 30, 2023



CUSIP	Security Description	Par Value/Units	Purchase Date Book Yield	Cost Value Book Value	Mkt Price Mkt YTM	Market Value Accrued Int.	% of Port. Gain/Loss	Moody/S&P Fitch	Maturity Duration
US TREASURY									
91282CFZ9	US Treasury Note 3.875% Due 11/30/2027	4,600,000.00	Various 3.74%	4,628,085.94 4,628,085.94	98.18 4.38%	4,516,266.20 487.02	0.92% (111,819.74)	Aaa / AA+ AA+	4.00 3.66
91282CGC9	US Treasury Note 3.875% Due 12/31/2027	7,000,000.00	Various 3.78%	7,028,945.31 7,028,945.31	98.18 4.37%	6,872,306.00 113,512.23	1.43% (156,639.31)	Aaa / AA+ AA+	4.09 3.67
91282CGH8	US Treasury Note 3.5% Due 1/31/2028	7,000,000.00	02/16/2023 4.05%	6,828,007.81 6,828,007.81	96.74 4.36%	6,771,681.00 81,888.59	1.40% (56,326.81)	Aaa / AA+ AA+	4.17 3.78
91282CGP0	US Treasury Note 4% Due 2/29/2028	7,000,000.00	02/23/2023 4.16%	6,949,960.94 6,949,960.94	98.63 4.36%	6,903,750.00 70,769.23	1.42% (46,210.94)	Aaa / AA+ AA+	4.25 3.83
91282CHE4	US Treasury Note 3.625% Due 5/31/2028	7,000,000.00	06/14/2023 4.00%	6,884,335.94 6,884,335.94	97.16 4.33%	6,801,214.00 693.31	1.39% (83,121.94)	Aaa / AA+ AA+	4.50 4.10
91282CHX2	US Treasury Note 4.375% Due 8/31/2028	1,900,000.00	09/25/2023 4.62%	1,879,960.94 1,879,960.94	100.26 4.31%	1,904,898.20 21,009.62	0.39% 24,937.26	Aaa / AA+ AA+	4.76 4.20
91282CJA0	US Treasury Note 4.625% Due 9/30/2028	5,800,000.00	10/04/2023 4.77%	5,763,296.88 5,763,296.88	101.31 4.32%	5,876,125.00 45,441.26	1.21% 112,828.12	Aaa / AA+ AA+	4.84 4.27
91282CJF9	US Treasury Note 4.875% Due 10/31/2028	2,000,000.00	10/27/2023 4.79%	2,007,578.13 2,007,578.13	102.45 4.32%	2,049,062.00 8,303.57	0.42% 41,483.87	Aaa / AA+ AA+	4.92 4.33
Total US Treasury		233,570,000.00	4.15%	229,616,231.95 229,616,231.95	5.06%	226,030,549.37 2,120,959.70	46.55% (3,585,682.58)	Aaa / AAA AAA	1.54 1.42
TOTAL PORTFOLIO		505,403,633.66	3.32%	500,397,493.63 500,397,493.63	5.02%	486,719,832.45 3,394,933.01	100.00% (13,677,661.18)	Aa1 / AA+ AAA	1.91 1.67
TOTAL MARKET VALUE PLUS ACCRUED						490,114,765.46			

City of Corona Consolidated

Account #10003

Transaction Ledger

As of November 30, 2023



Transaction Type	Settlement Date	CUSIP	Quantity	Security Description	Price	Acq/Disp Yield	Amount	Interest Pur/Sold	Total Amount	Gain/Loss
ACQUISITIONS										
Purchase	11/01/2023	60934N807	25,539.25	Federated Investors Govt Oblig Fund Inst.	1.000	5.00%	25,539.25	0.00	25,539.25	0.00
Purchase	11/01/2023	912797FH5	26,000,000.00	US Treasury Bill 5.228% Due 5/16/2024	97.139	5.45%	25,256,214.46	0.00	25,256,214.46	0.00
Purchase	11/01/2023	912797HF7	26,000,000.00	US Treasury Bill 5.3% Due 4/11/2024	97.615	5.50%	25,379,900.00	0.00	25,379,900.00	0.00
Purchase	11/02/2023	60934N807	3,963.16	Federated Investors Govt Oblig Fund Inst.	1.000	5.00%	3,963.16	0.00	3,963.16	0.00
Purchase	11/02/2023	60934N807	90,589.47	Federated Investors Govt Oblig Fund Inst.	1.000	5.00%	90,589.47	0.00	90,589.47	0.00
Purchase	11/07/2023	60934N807	15,750.00	Federated Investors Govt Oblig Fund Inst.	1.000	5.00%	15,750.00	0.00	15,750.00	0.00
Purchase	11/08/2023	60934N807	27,874.75	Federated Investors Govt Oblig Fund Inst.	1.000	5.00%	27,874.75	0.00	27,874.75	0.00
Purchase	11/10/2023	60934N807	59,900.00	Federated Investors Govt Oblig Fund Inst.	1.000	5.00%	59,900.00	0.00	59,900.00	0.00
Purchase	11/12/2023	60934N807	24,325.00	Federated Investors Govt Oblig Fund Inst.	1.000	5.00%	24,325.00	0.00	24,325.00	0.00
Purchase	11/15/2023	60934N807	29,881.25	Federated Investors Govt Oblig Fund Inst.	1.000	5.00%	29,881.25	0.00	29,881.25	0.00
Purchase	11/15/2023	60934N807	2,585.00	Federated Investors Govt Oblig Fund Inst.	1.000	5.00%	2,585.00	0.00	2,585.00	0.00
Purchase	11/15/2023	60934N807	15,673.50	Federated Investors Govt Oblig Fund Inst.	1.000	5.00%	15,673.50	0.00	15,673.50	0.00
Purchase	11/15/2023	60934N807	7,811.13	Federated Investors Govt Oblig Fund Inst.	1.000	5.00%	7,811.13	0.00	7,811.13	0.00
Purchase	11/15/2023	60934N807	7,849.00	Federated Investors Govt Oblig Fund Inst.	1.000	5.00%	7,849.00	0.00	7,849.00	0.00
Purchase	11/15/2023	60934N807	2,497.50	Federated Investors Govt Oblig Fund Inst.	1.000	5.00%	2,497.50	0.00	2,497.50	0.00
Purchase	11/15/2023	60934N807	64,658.05	Federated Investors Govt Oblig Fund Inst.	1.000	5.00%	64,658.05	0.00	64,658.05	0.00

City of Corona Consolidated

Account #10003

Transaction Ledger

As of November 30, 2023



Transaction Type	Settlement Date	CUSIP	Quantity	Security Description	Price	Acq/Disp Yield	Amount	Interest Pur/Sold	Total Amount	Gain/Loss
ACQUISITIONS										
Purchase	11/15/2023	60934N807	142,892.30	Federated Investors Govt Oblig Fund Inst.	1.000	5.00%	142,892.30	0.00	142,892.30	0.00
Purchase	11/15/2023	60934N807	64,901.86	Federated Investors Govt Oblig Fund Inst.	1.000	5.00%	64,901.86	0.00	64,901.86	0.00
Purchase	11/15/2023	60934N807	40,974.65	Federated Investors Govt Oblig Fund Inst.	1.000	5.00%	40,974.65	0.00	40,974.65	0.00
Purchase	11/15/2023	60934N807	92,652.41	Federated Investors Govt Oblig Fund Inst.	1.000	5.00%	92,652.41	0.00	92,652.41	0.00
Purchase	11/15/2023	60934N807	4,218.52	Federated Investors Govt Oblig Fund Inst.	1.000	5.00%	4,218.52	0.00	4,218.52	0.00
Purchase	11/15/2023	60934N807	70,533.25	Federated Investors Govt Oblig Fund Inst.	1.000	5.00%	70,533.25	0.00	70,533.25	0.00
Purchase	11/15/2023	60934N807	44,597.35	Federated Investors Govt Oblig Fund Inst.	1.000	5.00%	44,597.35	0.00	44,597.35	0.00
Purchase	11/15/2023	60934N807	51,367.09	Federated Investors Govt Oblig Fund Inst.	1.000	5.00%	51,367.09	0.00	51,367.09	0.00
Purchase	11/15/2023	60934N807	102,803.56	Federated Investors Govt Oblig Fund Inst.	1.000	5.00%	102,803.56	0.00	102,803.56	0.00
Purchase	11/16/2023	60934N807	37,104.68	Federated Investors Govt Oblig Fund Inst.	1.000	5.00%	37,104.68	0.00	37,104.68	0.00
Purchase	11/16/2023	60934N807	34,713.83	Federated Investors Govt Oblig Fund Inst.	1.000	5.00%	34,713.83	0.00	34,713.83	0.00
Purchase	11/17/2023	60934N807	39,993.75	Federated Investors Govt Oblig Fund Inst.	1.000	5.00%	39,993.75	0.00	39,993.75	0.00
Purchase	11/18/2023	60934N807	37,500.00	Federated Investors Govt Oblig Fund Inst.	1.000	5.00%	37,500.00	0.00	37,500.00	0.00
Purchase	11/20/2023	60934N807	3,565.00	Federated Investors Govt Oblig Fund Inst.	1.000	5.00%	3,565.00	0.00	3,565.00	0.00
Purchase	11/20/2023	60934N807	259,646.80	Federated Investors Govt Oblig Fund Inst.	1.000	5.00%	259,646.80	0.00	259,646.80	0.00
Purchase	11/20/2023	60934N807	244,232.48	Federated Investors Govt Oblig Fund Inst.	1.000	5.00%	244,232.48	0.00	244,232.48	0.00

City of Corona Consolidated

Account #10003

Transaction Ledger

As of November 30, 2023



Transaction Type	Settlement Date	CUSIP	Quantity	Security Description	Price	Acq/Disp Yield	Amount	Interest Pur/Sold	Total Amount	Gain/Loss
ACQUISITIONS										
Purchase	11/20/2023	60934N807	53,525.41	Federated Investors Govt Oblig Fund Inst.	1.000	5.00%	53,525.41	0.00	53,525.41	0.00
Purchase	11/20/2023	60934N807	309,647.46	Federated Investors Govt Oblig Fund Inst.	1.000	5.00%	309,647.46	0.00	309,647.46	0.00
Purchase	11/21/2023	60934N807	29,109.72	Federated Investors Govt Oblig Fund Inst.	1.000	5.00%	29,109.72	0.00	29,109.72	0.00
Purchase	11/21/2023	60934N807	56,312.59	Federated Investors Govt Oblig Fund Inst.	1.000	5.00%	56,312.59	0.00	56,312.59	0.00
Purchase	11/27/2023	60934N807	13,460.30	Federated Investors Govt Oblig Fund Inst.	1.000	5.00%	13,460.30	0.00	13,460.30	0.00
Purchase	11/27/2023	60934N807	7,163.83	Federated Investors Govt Oblig Fund Inst.	1.000	5.00%	7,163.83	0.00	7,163.83	0.00
Purchase	11/27/2023	60934N807	9,000.00	Federated Investors Govt Oblig Fund Inst.	1.000	5.00%	9,000.00	0.00	9,000.00	0.00
Purchase	11/27/2023	60934N807	7,800.00	Federated Investors Govt Oblig Fund Inst.	1.000	5.00%	7,800.00	0.00	7,800.00	0.00
Purchase	11/27/2023	60934N807	3,316.25	Federated Investors Govt Oblig Fund Inst.	1.000	5.00%	3,316.25	0.00	3,316.25	0.00
Purchase	11/27/2023	60934N807	2,848.88	Federated Investors Govt Oblig Fund Inst.	1.000	5.00%	2,848.88	0.00	2,848.88	0.00
Purchase	11/27/2023	60934N807	16,750.00	Federated Investors Govt Oblig Fund Inst.	1.000	5.00%	16,750.00	0.00	16,750.00	0.00
Purchase	11/27/2023	60934N807	17,068.33	Federated Investors Govt Oblig Fund Inst.	1.000	5.00%	17,068.33	0.00	17,068.33	0.00
Purchase	11/27/2023	60934N807	6,413.70	Federated Investors Govt Oblig Fund Inst.	1.000	5.00%	6,413.70	0.00	6,413.70	0.00
Purchase	11/27/2023	60934N807	10,231.00	Federated Investors Govt Oblig Fund Inst.	1.000	5.00%	10,231.00	0.00	10,231.00	0.00
Purchase	11/27/2023	60934N807	96,831.81	Federated Investors Govt Oblig Fund Inst.	1.000	5.00%	96,831.81	0.00	96,831.81	0.00
Purchase	11/27/2023	60934N807	84,367.79	Federated Investors Govt Oblig Fund Inst.	1.000	5.00%	84,367.79	0.00	84,367.79	0.00

City of Corona Consolidated

Account #10003

Transaction Ledger

As of November 30, 2023



Transaction Type	Settlement Date	CUSIP	Quantity	Security Description	Price	Acq/Disp Yield	Amount	Interest Pur/Sold	Total Amount	Gain/Loss
ACQUISITIONS										
Purchase	11/30/2023	60934N807	254,625.00	Federated Investors Govt Oblig Fund Inst.	1.000	5.00%	254,625.00	0.00	254,625.00	0.00
Subtotal			54,629,066.66				53,265,181.12	0.00	53,265,181.12	0.00
Security Contribution	11/01/2023	90LAIF\$00	1,100,000.00	Local Agency Investment Fund State Pool	1.000		1,100,000.00	0.00	1,100,000.00	0.00
Security Contribution	11/06/2023	90LAIF\$00	600,000.00	Local Agency Investment Fund State Pool	1.000		600,000.00	0.00	600,000.00	0.00
Security Contribution	11/07/2023	90LAIF\$00	1,200,000.00	Local Agency Investment Fund State Pool	1.000		1,200,000.00	0.00	1,200,000.00	0.00
Security Contribution	11/13/2023	90LAIF\$00	600,000.00	Local Agency Investment Fund State Pool	1.000		600,000.00	0.00	600,000.00	0.00
Security Contribution	11/13/2023	90LAIF\$00	800,000.00	Local Agency Investment Fund State Pool	1.000		800,000.00	0.00	800,000.00	0.00
Security Contribution	11/14/2023	90LAIF\$00	500,000.00	Local Agency Investment Fund State Pool	1.000		500,000.00	0.00	500,000.00	0.00
Security Contribution	11/20/2023	90LAIF\$00	1,000,000.00	Local Agency Investment Fund State Pool	1.000		1,000,000.00	0.00	1,000,000.00	0.00
Security Contribution	11/27/2023	90LAIF\$00	1,600,000.00	Local Agency Investment Fund State Pool	1.000		1,600,000.00	0.00	1,600,000.00	0.00
Security Contribution	11/27/2023	90LAIF\$00	500,000.00	Local Agency Investment Fund State Pool	1.000		500,000.00	0.00	500,000.00	0.00
Security Contribution	11/28/2023	90LAIF\$00	5,700,000.00	Local Agency Investment Fund State Pool	1.000		5,700,000.00	0.00	5,700,000.00	0.00
Security Contribution	11/28/2023	90LAIF\$00	5,500,000.00	Local Agency Investment Fund State Pool	1.000		5,500,000.00	0.00	5,500,000.00	0.00
Subtotal			19,100,000.00				19,100,000.00	0.00	19,100,000.00	0.00
TOTAL ACQUISITIONS			73,729,066.66				72,365,181.12	0.00	72,365,181.12	0.00

City of Corona Consolidated

Account #10003

Transaction Ledger

As of November 30, 2023



Transaction Type	Settlement Date	CUSIP	Quantity	Security Description	Price	Acq/Disp Yield	Amount	Interest Pur/Sold	Total Amount	Gain/Loss
DISPOSITIONS										
Sale	11/01/2023	60934N807	50,636,114.46	Federated Investors Govt Oblig Fund Inst.	1.000	5.00%	50,636,114.46	0.00	50,636,114.46	0.00
Subtotal			50,636,114.46				50,636,114.46	0.00	50,636,114.46	0.00
Paydown	11/15/2023	02582JIT8	0.00	American Express Credit Trust 2022-2 A 3.39% Due 5/17/2027	100.000		0.00	7,811.13	7,811.13	0.00
Paydown	11/15/2023	161571HT4	0.00	Chase Issuance Trust 23-A1 A 5.16% Due 9/15/2028	100.000		0.00	15,673.50	15,673.50	0.00
Paydown	11/15/2023	43815BAC4	0.00	Honda Auto Receivables Trust 2022-1 A3 1.88% Due 5/15/2026	100.000		0.00	2,585.00	2,585.00	0.00
Paydown	11/15/2023	44891RAC4	64,564.58	Hyundai Auto Receivables Trust 2020-C A3 0.38% Due 5/15/2025	100.000		64,564.58	93.47	64,658.05	14.87
Paydown	11/15/2023	44891WAC3	142,143.04	Hyundai Auto Lease Trust 2022-A A3 1.16% Due 1/15/2025	100.000		142,143.04	749.26	142,892.30	3.14
Paydown	11/15/2023	448977AD0	0.00	Hyundai Auto Receivables Trust 2022-A A3 2.22% Due 10/15/2026	100.000		0.00	2,497.50	2,497.50	0.00
Paydown	11/15/2023	44933LAC7	64,739.07	Hyundai Auto Receivables Trust 2021-A A3 0.38% Due 9/15/2025	100.000		64,739.07	162.79	64,901.86	6.81
Paydown	11/15/2023	44935FAD6	40,614.95	Hyundai Auto Receivables Trust 2021-C A3 0.74% Due 5/15/2026	100.000		40,614.95	359.70	40,974.65	9.07
Paydown	11/15/2023	47787JAC2	90,731.36	John Deere Owner Trust 2022-A A3 2.32% Due 9/16/2026	100.000		90,731.36	1,921.05	92,652.41	20.07
Paydown	11/15/2023	47787NAC3	4,216.71	John Deere Owner Trust 2020-B A3 0.51% Due 11/15/2024	100.000		4,216.71	1.81	4,218.52	0.64
Paydown	11/15/2023	47789QAC4	70,142.32	John Deere Owner Trust 2021-B A3 0.52% Due 3/16/2026	100.000		70,142.32	390.93	70,533.25	6.26
Paydown	11/15/2023	47800CAC0	0.00	John Deere Owner Trust 2023-A A3 5.01% Due 11/15/2027	100.000		0.00	7,849.00	7,849.00	0.00

City of Corona Consolidated

Account #10003

Transaction Ledger

As of November 30, 2023



Transaction Type	Settlement Date	CUSIP	Quantity	Security Description	Price	Acq/Disp Yield	Amount	Interest Pur/Sold	Total Amount	Gain/Loss
DISPOSITIONS										
Paydown	11/15/2023	89236XAC0	44,577.97	Toyota Auto Receivables 2020-D A3 0.35% Due 1/15/2025	100.000		44,577.97	19.38	44,597.35	8.30
Paydown	11/15/2023	89238JAC9	50,908.61	Toyota Auto Receivables Trust 2021-D A3 0.71% Due 4/15/2026	100.000		50,908.61	458.48	51,367.09	1.08
Paydown	11/15/2023	89240BAC2	102,655.14	Toyota Auto Receivables Owners 2021- A A3 0.26% Due 5/15/2025	100.000		102,655.14	148.42	102,803.56	19.05
Paydown	11/16/2023	362554AC1	36,745.42	GM Financial Securitized Term 2021-4 A3 0.68% Due 9/16/2026	100.000		36,745.42	359.26	37,104.68	0.94
Paydown	11/16/2023	380146AC4	34,064.75	GM Financial Auto Receivables 2022-1 A3 1.26% Due 11/16/2026	100.000		34,064.75	649.08	34,713.83	2.96
Paydown	11/20/2023	36262XAC8	259,490.44	GM Financial Auto Lease Trust 2021-3 A2 0.39% Due 10/21/2024	100.000		259,490.44	156.36	259,646.80	3.53
Paydown	11/20/2023	36265MAC9	241,810.35	GM Financial Auto Lease Trust 2022-1 A3 1.9% Due 3/20/2025	100.000		241,810.35	2,422.13	244,232.48	2.08
Paydown	11/20/2023	43813KAC6	53,483.00	Honda Auto Receivables Trust 2020-3 A3 0.37% Due 10/18/2024	100.000		53,483.00	42.41	53,525.41	7.86
Paydown	11/20/2023	89238LAC4	306,111.00	Toyota Lease Owner Trust 2022-A A3 1.96% Due 2/20/2025	100.000		306,111.00	3,536.46	309,647.46	48.18
Paydown	11/20/2023	92348KAV5	0.00	Verizon Master Trust 2022-5 A1A 3.72% Due 7/20/2027	100.000		0.00	3,565.00	3,565.00	0.00
Paydown	11/21/2023	43813GAC5	29,068.22	Honda Auto Receivables Trust 2021-1 A3 0.27% Due 4/21/2025	100.000		29,068.22	41.50	29,109.72	0.53
Paydown	11/21/2023	43815GAC3	55,709.57	Honda Auto Receivables Trust 2021-4 A3 0.88% Due 1/21/2026	100.000		55,709.57	603.02	56,312.59	11.74

City of Corona Consolidated

Account #10003

Transaction Ledger

As of November 30, 2023



Transaction Type	Settlement Date	CUSIP	Quantity	Security Description	Price	Acq/Disp Yield	Amount	Interest Pur/Sold	Total Amount	Gain/Loss
DISPOSITIONS										
Paydown	11/27/2023	05601XAC3	96,418.37	BMW Vehicle Lease Trust 2022-1 A3 1.1% Due 3/25/2025	100.000		96,418.37	413.44	96,831.81	14.42
Paydown	11/27/2023	05602RAD3	0.00	BMW Vehicle Owner Trust 2022-A A3 3.21% Due 8/25/2026	100.000		0.00	2,848.88	2,848.88	0.00
Paydown	11/27/2023	09690AAC7	84,339.50	BMW Vehicle Lease Trust 2021-2 A3 0.33% Due 12/26/2024	100.000		84,339.50	28.29	84,367.79	8.70
Paydown	11/27/2023	3137BSP72	0.00	FHLMC K058 A2 2.653% Due 8/25/2026	100.000		0.00	3,316.25	3,316.25	0.00
Paydown	11/27/2023	3137BSRE5	0.00	FHLMC K059 A2 3.12% Due 9/25/2026	100.000		0.00	7,800.00	7,800.00	0.00
Paydown	11/27/2023	3137F4D41	0.00	FHLMC K074 A2 3.6% Due 1/25/2028	100.000		0.00	9,000.00	9,000.00	0.00
Paydown	11/27/2023	3137FBBX3	0.00	FHLMC K068 A2 3.244% Due 8/25/2027	100.000		0.00	7,163.83	7,163.83	0.00
Paydown	11/27/2023	3137FEBQ2	0.00	FHLMC K072 A2 3.444% Due 12/25/2027	100.000		0.00	13,460.30	13,460.30	0.00
Paydown	11/27/2023	3137FETN0	0.00	FHLMC K073 A2 3.35% Due 1/25/2028	100.000		0.00	16,750.00	16,750.00	0.00
Paydown	11/27/2023	3137FG6X8	0.00	FHLMC K077 A2 3.85% Due 5/25/2028	100.000		0.00	17,068.33	17,068.33	0.00
Paydown	11/27/2023	3137FGR31	0.00	FHLMC K078 A2 3.854% Due 6/25/2028	100.000		0.00	6,413.70	6,413.70	0.00
Paydown	11/27/2023	3137FJEH8	0.00	FHLMC K081 A2 3.9% Due 8/25/2028	100.000		0.00	10,231.00	10,231.00	0.00
Subtotal			1,872,534.37				1,872,534.37	146,590.66	2,019,125.03	190.23
Security Withdrawal	11/02/2023	90LAIF\$00	1,000,000.00	Local Agency Investment Fund State Pool	1.000		1,000,000.00	0.00	1,000,000.00	0.00
Security Withdrawal	11/02/2023	90LAIF\$00	800,000.00	Local Agency Investment Fund State Pool	1.000		800,000.00	0.00	800,000.00	0.00
Security Withdrawal	11/08/2023	90LAIF\$00	200,000.00	Local Agency Investment Fund State Pool	1.000		200,000.00	0.00	200,000.00	0.00

City of Corona Consolidated

Account #10003

Transaction Ledger

As of November 30, 2023



Transaction Type	Settlement Date	CUSIP	Quantity	Security Description	Price	Acq/Disp Yield	Amount	Interest Pur/Sold	Total Amount	Gain/Loss
DISPOSITIONS										
Security Withdrawal	11/09/2023	90LAIF\$00	2,700,000.00	Local Agency Investment Fund State Pool	1.000		2,700,000.00	0.00	2,700,000.00	0.00
Security Withdrawal	11/09/2023	90LAIF\$00	2,400,000.00	Local Agency Investment Fund State Pool	1.000		2,400,000.00	0.00	2,400,000.00	0.00
Security Withdrawal	11/15/2023	90LAIF\$00	900,000.00	Local Agency Investment Fund State Pool	1.000		900,000.00	0.00	900,000.00	0.00
Security Withdrawal	11/16/2023	90LAIF\$00	1,400,000.00	Local Agency Investment Fund State Pool	1.000		1,400,000.00	0.00	1,400,000.00	0.00
Security Withdrawal	11/16/2023	90LAIF\$00	900,000.00	Local Agency Investment Fund State Pool	1.000		900,000.00	0.00	900,000.00	0.00
Security Withdrawal	11/21/2023	90LAIF\$00	2,000,000.00	Local Agency Investment Fund State Pool	1.000		2,000,000.00	0.00	2,000,000.00	0.00
Security Withdrawal	11/21/2023	90LAIF\$00	3,000,000.00	Local Agency Investment Fund State Pool	1.000		3,000,000.00	0.00	3,000,000.00	0.00
Security Withdrawal	11/22/2023	90LAIF\$00	1,300,000.00	Local Agency Investment Fund State Pool	1.000		1,300,000.00	0.00	1,300,000.00	0.00
Security Withdrawal	11/29/2023	90LAIF\$00	900,000.00	Local Agency Investment Fund State Pool	1.000		900,000.00	0.00	900,000.00	0.00
Security Withdrawal	11/30/2023	90LAIF\$00	1,000,000.00	Local Agency Investment Fund State Pool	1.000		1,000,000.00	0.00	1,000,000.00	0.00
Subtotal			18,500,000.00				18,500,000.00	0.00	18,500,000.00	0.00
TOTAL DISPOSITIONS			71,008,648.83				71,008,648.83	146,590.66	71,155,239.49	190.23
OTHER TRANSACTIONS										
Interest	11/01/2023	06367WB85	2,761,000.00	Bank of Montreal Note 1.85% Due 5/1/2025	0.000		25,539.25	0.00	25,539.25	0.00
Interest	11/07/2023	3135G06G3	6,300,000.00	FNMA Note 0.5% Due 11/7/2025	0.000		15,750.00	0.00	15,750.00	0.00
Interest	11/08/2023	14913Q3B3	2,593,000.00	Caterpillar Finl Service Note 2.15% Due 11/8/2024	0.000		27,874.75	0.00	27,874.75	0.00

City of Corona Consolidated

Account #10003

Transaction Ledger

As of November 30, 2023



Transaction Type	Settlement Date	CUSIP	Quantity	Security Description	Price	Acq/Disp Yield	Amount	Interest Pur/Sold	Total Amount	Gain/Loss
OTHER TRANSACTIONS										
Interest	11/10/2023	037833ET3	1,650,000.00	Apple Inc Callable Note Cont 4/10/2028 4% Due 5/10/2028	0.000		33,000.00	0.00	33,000.00	0.00
Interest	11/10/2023	665859AW4	1,345,000.00	Northern Trust Company Callable Note Cont 4/10/2027 4% Due 5/10/2027	0.000		26,900.00	0.00	26,900.00	0.00
Interest	11/12/2023	023135BX3	4,865,000.00	Amazon.com Inc Callable Note Cont 4/12/2026 1% Due 5/12/2026	0.000		24,325.00	0.00	24,325.00	0.00
Interest	11/15/2023	91324PEC2	805,000.00	United Health Group Inc Callable Note Cont 4/15/2026 1.15% Due 5/15/2026	0.000		4,628.75	0.00	4,628.75	0.00
Interest	11/15/2023	91324PEG3	1,365,000.00	United Health Group Inc Callable Note Cont 4/15/2027 3.7% Due 5/15/2027	0.000		25,252.50	0.00	25,252.50	0.00
Interest	11/17/2023	58933YBH7	1,975,000.00	Merck & Co Callable Note Cont 4/17/2028 4.05% Due 5/17/2028	0.000		39,993.75	0.00	39,993.75	0.00
Interest	11/18/2023	22160KAM7	2,500,000.00	Costco Wholesale Corp Callable Note Cont 2/18/2027 3% Due 5/18/2027	0.000		37,500.00	0.00	37,500.00	0.00
Interest	11/30/2023	91282CAZ4	3,800,000.00	US Treasury Note 0.375% Due 11/30/2025	0.000		7,125.00	0.00	7,125.00	0.00
Interest	11/30/2023	91282CET4	2,400,000.00	US Treasury Note 2.625% Due 5/31/2027	0.000		31,500.00	0.00	31,500.00	0.00
Interest	11/30/2023	91282CFZ9	4,600,000.00	US Treasury Note 3.875% Due 11/30/2027	0.000		89,125.00	0.00	89,125.00	0.00
Interest	11/30/2023	91282CHE4	7,000,000.00	US Treasury Note 3.625% Due 5/31/2028	0.000		126,875.00	0.00	126,875.00	0.00
Subtotal			43,959,000.00				515,389.00	0.00	515,389.00	0.00
Dividend	11/02/2023	60934N807	23,808,366.77	Federated Investors Govt Oblig Fund Inst.	0.000		3,963.16	0.00	3,963.16	0.00

City of Corona Consolidated

Account #10003

Transaction Ledger

As of November 30, 2023



Transaction Type	Settlement Date	CUSIP	Quantity	Security Description	Price	Acq/Disp Yield	Amount	Interest Pur/Sold	Total Amount	Gain/Loss
OTHER TRANSACTIONS										
Dividend	11/02/2023	60934N807	466,119,639.70	Federated Investors Govt Oblig Fund Inst.	0.000		90,589.47	0.00	90,589.47	0.00
Subtotal			489,928,006.47				94,552.63	0.00	94,552.63	0.00
TOTAL OTHER TRANSACTIONS			533,887,006.47				609,941.63	0.00	609,941.63	0.00

City of Corona Consolidated

Income Earned



Account #10003

As of November 30, 2023

CUSIP	Security Description	Trade Date Settle Date Units	Book Value: Begin Book Value: Acq Book Value: Disp Book Value: End	Prior Accrued Inc. Received Ending Accrued Total Interest	Accr. Of Discount Amort. Of Premium Net Accret/Amort Income Earned	Total Income
FIXED INCOME						
023135BX3	Amazon.com Inc Callable Note Cont 4/12/2026 1% Due 05/12/2026	05/10/2021 05/12/2021 4,865,000.00	4,843,983.20 0.00 0.00 4,843,983.20	22,838.47 24,325.00 2,567.64 4,054.17	0.00 0.00 0.00 4,054.17	4,054.17
02582JIT8	American Express Credit Trust 2022-2 A 3.39% Due 05/17/2027	05/17/2022 05/24/2022 2,765,000.00	2,764,388.38 0.00 0.00 2,764,388.38	4,165.93 7,811.13 4,165.93 7,811.13	0.00 0.00 0.00 7,811.13	7,811.13
037833ET3	Apple Inc Callable Note Cont 4/10/2028 4% Due 05/10/2028	05/08/2023 05/10/2023 1,650,000.00	1,649,083.50 0.00 0.00 1,649,083.50	31,350.00 33,000.00 3,850.00 5,500.00	0.00 0.00 0.00 5,500.00	5,500.00
05601XAC3	BMW Vehicle Lease Trust 2022-1 A3 1.1% Due 03/25/2025	01/11/2022 01/19/2022 354,609.75	450,960.68 0.00 96,403.95 354,556.73	82.69 413.44 65.01 395.76	0.00 0.00 0.00 395.76	395.76
05602RAD3	BMW Vehicle Owner Trust 2022-A A3 3.21% Due 08/25/2026	05/10/2022 05/18/2022 1,065,000.00	1,064,944.62 0.00 0.00 1,064,944.62	569.78 2,848.88 569.78 2,848.88	0.00 0.00 0.00 2,848.88	2,848.88
06051GHT9	Bank of America Corp Callable Note 1X 4/23/2026 3.559% Due 04/23/2027	Various Various 3,000,000.00	2,906,255.64 0.00 0.00 2,906,255.64	2,372.67 0.00 11,270.16 8,897.49	0.00 0.00 0.00 8,897.49	8,897.49
06051GJD2	Bank of America Corp Callable Note Cont 6/19/2025 1.319% Due 06/19/2026	Various Various 3,000,000.00	3,007,920.00 0.00 0.00 3,007,920.00	14,509.00 0.00 17,806.50 3,297.50	0.00 0.00 0.00 3,297.50	3,297.50
06367WB85	Bank of Montreal Note 1.85% Due 05/01/2025	07/23/2021 07/27/2021 2,761,000.00	2,862,660.02 0.00 0.00 2,862,660.02	25,539.25 25,539.25 4,256.54 4,256.54	0.00 0.00 0.00 4,256.54	4,256.54
09690AAC7	BMW Vehicle Lease Trust 2021-2 A3 0.33% Due 12/26/2024	09/08/2021 09/15/2021 18,514.77	102,843.66 0.00 84,330.80 18,512.86	5.66 28.29 1.02 23.65	0.00 0.00 0.00 23.65	23.65

City of Corona Consolidated

Income Earned



Account #10003

As of November 30, 2023

CUSIP	Security Description	Trade Date Settle Date Units	Book Value: Begin Book Value: Acq Book Value: Disp Book Value: End	Prior Accrued Inc. Received Ending Accrued Total Interest	Accr. Of Discount Amort. Of Premium Net Accret/Amort Income Earned	Total Income
13063DRK6	California State Taxable GO 2.4% Due 10/01/2024	10/16/2019 10/24/2019 3,385,000.00	3,462,753.45 0.00 0.00 3,462,753.45	6,770.00 0.00 13,540.00 6,770.00	0.00 0.00 0.00 6,770.00	6,770.00
14913Q3B3	Caterpillar Finl Service Note 2.15% Due 11/08/2024	Various Various 2,593,000.00	2,624,484.21 0.00 0.00 2,624,484.21	26,790.74 27,874.75 3,561.77 4,645.78	0.00 0.00 0.00 4,645.78	4,645.78
161571HT4	Chase Issuance Trust 23-A1 A 5.16% Due 09/15/2028	09/07/2023 09/15/2023 3,645,000.00	3,643,989.61 0.00 0.00 3,643,989.61	8,359.20 15,673.50 8,359.20 15,673.50	0.00 0.00 0.00 15,673.50	15,673.50
22160KAM7	Costco Wholesale Corp Callable Note Cont 2/18/2027 3% Due 05/18/2027	07/15/2022 07/19/2022 2,500,000.00	2,441,975.00 0.00 0.00 2,441,975.00	33,958.33 37,500.00 2,708.33 6,250.00	0.00 0.00 0.00 6,250.00	6,250.00
24422EWR6	John Deere Capital Corp Note 4.75% Due 01/20/2028	01/23/2023 01/25/2023 2,450,000.00	2,487,705.50 0.00 0.00 2,487,705.50	32,649.65 0.00 42,347.57 9,697.92	0.00 0.00 0.00 9,697.92	9,697.92
3130A1XJ2	FHLB Note 2.875% Due 06/14/2024	Various Various 5,500,000.00	5,740,000.40 0.00 0.00 5,740,000.40	60,175.35 0.00 73,352.43 13,177.08	0.00 0.00 0.00 13,177.08	13,177.08
3130A2UW4	FHLB Note 2.875% Due 09/13/2024	09/13/2019 09/16/2019 4,000,000.00	4,206,760.00 0.00 0.00 4,206,760.00	15,333.33 0.00 24,916.67 9,583.34	0.00 0.00 0.00 9,583.34	9,583.34
3130AQF40	FHLB Note 1% Due 12/20/2024	12/21/2021 12/22/2021 4,300,000.00	4,297,205.00 0.00 0.00 4,297,205.00	15,647.22 0.00 19,230.56 3,583.34	0.00 0.00 0.00 3,583.34	3,583.34
3130AWN63	FHLB Note 4% Due 06/30/2028	08/21/2023 08/23/2023 3,000,000.00	2,931,360.00 0.00 0.00 2,931,360.00	35,666.67 0.00 45,666.67 10,000.00	0.00 0.00 0.00 10,000.00	10,000.00

City of Corona Consolidated

Income Earned



Account #10003

As of November 30, 2023

CUSIP	Security Description	Trade Date Settle Date Units	Book Value: Begin Book Value: Acq Book Value: Disp Book Value: End	Prior Accrued Inc. Received Ending Accrued Total Interest	Accr. Of Discount Amort. Of Premium Net Accret/Amort Income Earned	Total Income
3135G03U5	FNMA Note 0.625% Due 04/22/2025	04/22/2020 04/24/2020 5,270,000.00	5,259,143.80 0.00 0.00 5,259,143.80	823.44 0.00 3,568.23 2,744.79	0.00 0.00 0.00 2,744.79	2,744.79
3135G04Z3	FNMA Note 0.5% Due 06/17/2025	Various Various 6,200,000.00	6,196,731.90 0.00 0.00 6,196,731.90	11,538.89 0.00 14,122.22 2,583.33	0.00 0.00 0.00 2,583.33	2,583.33
3135G05X7	FNMA Note 0.375% Due 08/25/2025	Various Various 6,285,000.00	6,260,439.20 0.00 0.00 6,260,439.20	4,320.94 0.00 6,285.00 1,964.06	0.00 0.00 0.00 1,964.06	1,964.06
3135G06G3	FNMA Note 0.5% Due 11/07/2025	Various Various 6,300,000.00	6,279,895.00 0.00 0.00 6,279,895.00	15,225.00 15,750.00 2,100.00 2,625.00	0.00 0.00 0.00 2,625.00	2,625.00
3135G0W66	FNMA Note 1.625% Due 10/15/2024	Various Various 3,500,000.00	3,564,275.00 0.00 0.00 3,564,275.00	2,527.77 0.00 7,267.36 4,739.59	0.00 0.00 0.00 4,739.59	4,739.59
3135G0X24	FNMA Note 1.625% Due 01/07/2025	Various Various 4,220,000.00	4,282,878.20 0.00 0.00 4,282,878.20	21,715.42 0.00 27,430.00 5,714.58	0.00 0.00 0.00 5,714.58	5,714.58
3137BSP72	FHLMC K058 A2 2.653% Due 08/25/2026	11/12/2021 11/17/2021 1,500,000.00	1,586,425.78 0.00 0.00 1,586,425.78	3,316.25 3,316.25 3,316.25 3,316.25	0.00 0.00 0.00 3,316.25	3,316.25
3137BSRE5	FHLMC K059 A2 3.12% Due 09/25/2026	02/18/2022 02/24/2022 3,000,000.00	3,128,437.50 0.00 0.00 3,128,437.50	7,800.00 7,800.00 7,800.00 7,800.00	0.00 0.00 0.00 7,800.00	7,800.00
3137EAEP0	FHLMC Note 1.5% Due 02/12/2025	02/13/2020 02/14/2020 6,575,000.00	6,569,937.25 0.00 0.00 6,569,937.25	21,642.71 0.00 29,861.46 8,218.75	0.00 0.00 0.00 8,218.75	8,218.75

City of Corona Consolidated

Income Earned



Account #10003

As of November 30, 2023

CUSIP	Security Description	Trade Date Settle Date Units	Book Value: Begin Book Value: Acq Book Value: Disp Book Value: End	Prior Accrued Inc. Received Ending Accrued Total Interest	Accr. Of Discount Amort. Of Premium Net Accret/Amort Income Earned	Total Income
3137EAEU9	FHLMC Note 0.375% Due 07/21/2025	Various Various 6,300,000.00	6,277,899.60 0.00 0.00 6,277,899.60	6,562.50 0.00 8,531.25 1,968.75	0.00 0.00 0.00 1,968.75	1,968.75
3137EAEX3	FHLMC Note 0.375% Due 09/23/2025	Various Various 6,295,000.00	6,276,346.05 0.00 0.00 6,276,346.05	2,491.77 0.00 4,458.96 1,967.19	0.00 0.00 0.00 1,967.19	1,967.19
3137F4D41	FHLMC K074 A2 3.6% Due 01/25/2028	03/16/2023 03/21/2023 3,000,000.00	2,911,054.69 0.00 0.00 2,911,054.69	1,800.00 9,000.00 1,800.00 9,000.00	0.00 0.00 0.00 9,000.00	9,000.00
3137FBBX3	FHLMC K068 A2 3.244% Due 08/25/2027	11/02/2022 11/07/2022 2,650,000.00	2,482,408.20 0.00 0.00 2,482,408.20	7,163.83 7,163.83 7,163.83 7,163.83	0.00 0.00 0.00 7,163.83	7,163.83
3137FEBQ2	FHLMC K072 A2 3.444% Due 12/25/2027	07/20/2023 07/25/2023 4,690,000.00	4,471,072.27 0.00 0.00 4,471,072.27	13,460.30 13,460.30 13,460.30 13,460.30	0.00 0.00 0.00 13,460.30	13,460.30
3137FETN0	FHLMC K073 A2 3.35% Due 01/25/2028	Various Various 6,000,000.00	5,707,999.69 0.00 0.00 5,707,999.69	3,350.00 16,750.00 3,350.00 16,750.00	0.00 0.00 0.00 16,750.00	16,750.00
3137FG6X8	FHLMC K077 A2 3.85% Due 05/25/2028	Various Various 5,320,000.00	5,229,125.01 0.00 0.00 5,229,125.01	3,413.66 17,068.33 3,413.66 17,068.33	0.00 0.00 0.00 17,068.33	17,068.33
3137FGR31	FHLMC K078 A2 3.854% Due 06/25/2028	06/22/2023 06/27/2023 1,997,000.00	1,951,677.46 0.00 0.00 1,951,677.46	1,282.74 6,413.70 1,282.74 6,413.70	0.00 0.00 0.00 6,413.70	6,413.70
3137FJEH8	FHLMC K081 A2 3.9% Due 08/25/2028	09/05/2023 09/08/2023 3,148,000.00	3,015,685.63 0.00 0.00 3,015,685.63	10,231.00 10,231.00 10,231.00 10,231.00	0.00 0.00 0.00 10,231.00	10,231.00

City of Corona Consolidated

Income Earned



Account #10003

As of November 30, 2023

CUSIP	Security Description	Trade Date Settle Date Units	Book Value: Begin Book Value: Acq Book Value: Disp Book Value: End	Prior Accrued Inc. Received Ending Accrued Total Interest	Accr. Of Discount Amort. Of Premium Net Accret/Amort Income Earned	Total Income
362554AC1	GM Financial Securitized Term 2021-4 A3 0.68% Due 09/16/2026	10/13/2021 10/21/2021 597,234.57	633,963.81 0.00 36,744.48 597,219.33	179.63 359.26 169.22 348.85	0.00 0.00 0.00 348.85	348.85
36262XAC8	GM Financial Auto Lease Trust 2021-3 A2 0.39% Due 10/21/2024	08/10/2021 08/18/2021 221,624.21	481,108.10 0.00 259,486.91 221,621.19	57.33 156.36 26.41 125.44	0.00 0.00 0.00 125.44	125.44
36265MAC9	GM Financial Auto Lease Trust 2022-1 A3 1.9% Due 03/20/2025	02/15/2022 02/23/2022 1,287,954.81	1,529,752.01 0.00 241,808.27 1,287,943.74	888.11 2,422.13 747.73 2,281.75	0.00 0.00 0.00 2,281.75	2,281.75
380146AC4	GM Financial Auto Receivables 2022-1 A3 1.26% Due 11/16/2026	01/11/2022 01/19/2022 584,109.90	618,120.93 0.00 34,061.79 584,059.14	324.54 649.08 306.66 631.20	0.00 0.00 0.00 631.20	631.20
40139LBC6	Guardian Life Glob Fun Note 0.875% Due 12/10/2025	Various Various 3,000,000.00	2,969,700.00 0.00 0.00 2,969,700.00	10,281.26 0.00 12,468.76 2,187.50	0.00 0.00 0.00 2,187.50	2,187.50
43813GAC5	Honda Auto Receivables Trust 2021-1 A3 0.27% Due 04/21/2025	02/17/2021 02/24/2021 155,363.54	184,428.39 0.00 29,067.69 155,360.70	13.83 41.50 11.65 39.32	0.00 0.00 0.00 39.32	39.32
43813KAC6	Honda Auto Receivables Trust 2020-3 A3 0.37% Due 10/18/2024	09/22/2020 09/29/2020 84,050.69	137,513.48 0.00 53,475.14 84,038.34	18.38 42.41 11.23 35.26	0.00 0.00 0.00 35.26	35.26
43815BAC4	Honda Auto Receivables Trust 2022-1 A3 1.88% Due 05/15/2026	02/15/2022 02/23/2022 1,650,000.00	1,649,751.84 0.00 0.00 1,649,751.84	1,378.67 2,585.00 1,378.67 2,585.00	0.00 0.00 0.00 2,585.00	2,585.00
43815GAC3	Honda Auto Receivables Trust 2021-4 A3 0.88% Due 01/21/2026	11/16/2021 11/24/2021 766,593.41	822,129.63 0.00 55,697.83 766,431.80	201.01 603.02 187.39 589.40	0.00 0.00 0.00 589.40	589.40

City of Corona Consolidated

Income Earned



Account #10003

As of November 30, 2023

CUSIP	Security Description	Trade Date Settle Date Units	Book Value: Begin Book Value: Acq Book Value: Disp Book Value: End	Prior Accrued Inc. Received Ending Accrued Total Interest	Accr. Of Discount Amort. Of Premium Net Accret/Amort Income Earned	Total Income
44891RAC4	Hyundai Auto Receivables Trust 2020-C A3 0.38% Due 05/15/2025	10/20/2020 10/28/2020 230,594.57	295,091.18 0.00 64,549.71 230,541.47	49.85 93.47 38.94 82.56	0.00 0.00 0.00 82.56	82.56
44891WAC3	Hyundai Auto Lease Trust 2022-A A3 1.16% Due 01/15/2025	01/11/2022 01/19/2022 632,956.98	775,082.89 0.00 142,139.90 632,942.99	399.61 749.26 326.32 675.97	0.00 0.00 0.00 675.97	675.97
448977AD0	Hyundai Auto Receivables Trust 2022-A A3 2.22% Due 10/15/2026	03/09/2022 03/16/2022 1,350,000.00	1,349,948.03 0.00 0.00 1,349,948.03	1,332.00 2,497.50 1,332.00 2,497.50	0.00 0.00 0.00 2,497.50	2,497.50
44933LAC7	Hyundai Auto Receivables Trust 2021-A A3 0.38% Due 09/15/2025	04/20/2021 04/28/2021 449,319.88	514,004.87 0.00 64,732.26 449,272.61	86.82 162.79 75.89 151.86	0.00 0.00 0.00 151.86	151.86
44935FAD6	Hyundai Auto Receivables Trust 2021-C A3 0.74% Due 05/15/2026	11/09/2021 11/17/2021 542,679.42	583,164.17 0.00 40,605.88 542,558.29	191.84 359.70 178.48 346.34	0.00 0.00 0.00 346.34	346.34
4581X0DV7	Inter-American Dev Bank Note 0.875% Due 04/20/2026	04/13/2021 04/20/2021 6,390,000.00	6,360,733.80 0.00 0.00 6,360,733.80	1,708.44 0.00 6,367.81 4,659.37	0.00 0.00 0.00 4,659.37	4,659.37
459058JL8	Intl. Bank Recon & Development Note 0.5% Due 10/28/2025	Various Various 6,300,000.00	6,272,360.85 0.00 0.00 6,272,360.85	262.51 0.00 2,887.50 2,624.99	0.00 0.00 0.00 2,624.99	2,624.99
46647PBK1	JP Morgan Chase & Co Callable Note Cont 4/22/2025 2.083% Due 04/22/2026	05/20/2021 05/24/2021 1,000,000.00	1,037,330.00 0.00 0.00 1,037,330.00	520.75 0.00 2,256.58 1,735.83	0.00 0.00 0.00 1,735.83	1,735.83
46647PCH7	JP Morgan Chase & Co Callable Note Cont 6/1/2024 0.824% Due 06/01/2025	05/24/2021 06/01/2021 3,295,000.00	3,299,268.65 0.00 0.00 3,299,268.65	11,312.83 0.00 13,575.40 2,262.57	0.00 0.00 0.00 2,262.57	2,262.57

City of Corona Consolidated

Income Earned



Account #10003

As of November 30, 2023

CUSIP	Security Description	Trade Date Settle Date Units	Book Value: Begin Book Value: Acq Book Value: Disp Book Value: End	Prior Accrued Inc. Received Ending Accrued Total Interest	Accr. Of Discount Amort. Of Premium Net Accret/Amort Income Earned	Total Income
46647PCK0	JP Morgan Chase & Co Callable Note Cont 6/23/2024 0.969% Due 06/23/2025	Various Various 1,565,000.00	1,565,968.20 0.00 0.00 1,565,968.20	5,391.94 0.00 6,655.68 1,263.74	0.00 0.00 0.00 1,263.74	1,263.74
47787JAC2	John Deere Owner Trust 2022-A A3 2.32% Due 09/16/2026	03/10/2022 03/16/2022 902,917.05	993,428.62 0.00 90,711.29 902,717.33	1,024.56 1,921.05 931.01 1,827.50	0.00 0.00 0.00 1,827.50	1,827.50
47787NAC3	John Deere Owner Trust 2020-B A3 Due 11/15/2024	07/14/2020 07/22/2020 0.00	4,216.07 0.00 4,216.07 0.00	0.96 1.81 0.00 0.85	0.00 0.00 0.00 0.85	0.85
47789QAC4	John Deere Owner Trust 2021-B A3 0.52% Due 03/16/2026	07/13/2021 07/21/2021 832,013.46	902,075.31 0.00 70,136.06 831,939.25	208.50 390.93 192.29 374.72	0.00 0.00 0.00 374.72	374.72
47800CAC0	John Deere Owner Trust 2023-A A3 5.01% Due 11/15/2027	02/22/2023 03/02/2023 1,880,000.00	1,879,657.46 0.00 0.00 1,879,657.46	4,186.13 7,849.00 4,186.13 7,849.00	0.00 0.00 0.00 7,849.00	7,849.00
57629WDE7	Mass Mutual Global funding Note 1.2% Due 07/16/2026	08/10/2021 08/12/2021 2,272,000.00	2,271,369.92 0.00 0.00 2,271,369.92	7,952.00 0.00 10,224.00 2,272.00	0.00 0.00 0.00 2,272.00	2,272.00
57636QAW4	MasterCard Inc Callable Note Cont 2/9/28 4.875% Due 03/09/2028	03/06/2023 03/09/2023 2,090,000.00	2,087,972.70 0.00 0.00 2,087,972.70	14,717.08 0.00 23,207.71 8,490.63	0.00 0.00 0.00 8,490.63	8,490.63
58933YBH7	Merck & Co Callable Note Cont 4/17/2028 4.05% Due 05/17/2028	05/08/2023 05/17/2023 1,975,000.00	1,975,392.25 0.00 0.00 1,975,392.25	36,438.75 39,993.75 3,110.63 6,665.63	0.00 0.00 0.00 6,665.63	6,665.63
58989V2D5	Met Tower Global Funding Note 1.25% Due 09/14/2026	09/07/2021 09/14/2021 1,715,000.00	1,713,422.20 0.00 0.00 1,713,422.20	2,798.78 0.00 4,585.24 1,786.46	0.00 0.00 0.00 1,786.46	1,786.46

City of Corona Consolidated

Income Earned



Account #10003

As of November 30, 2023

CUSIP	Security Description	Trade Date Settle Date Units	Book Value: Begin Book Value: Acq Book Value: Disp Book Value: End	Prior Accrued Inc. Received Ending Accrued Total Interest	Accr. Of Discount Amort. Of Premium Net Accret/Amort Income Earned	Total Income
59217GER6	Metlife Note 1.875% Due 01/11/2027	01/03/2022 01/11/2022 2,485,000.00	2,482,167.10 0.00 0.00 2,482,167.10	14,236.98 0.00 18,119.79 3,882.81	0.00 0.00 0.00 3,882.81	3,882.81
6174468Q5	Morgan Stanley Callable Note Cont 4/28/2025 2.188% Due 04/28/2026	05/18/2022 05/20/2022 1,600,000.00	1,511,376.00 0.00 0.00 1,511,376.00	291.73 0.00 3,209.07 2,917.34	0.00 0.00 0.00 2,917.34	2,917.34
63743HFE7	National Rural Utilities Note 3.45% Due 06/15/2025	04/27/2022 05/04/2022 940,000.00	939,746.20 0.00 0.00 939,746.20	12,251.33 0.00 14,953.83 2,702.50	0.00 0.00 0.00 2,702.50	2,702.50
64952WEK5	New York Life Global Note 1.45% Due 01/14/2025	01/11/2022 01/14/2022 3,745,000.00	3,740,955.40 0.00 0.00 3,740,955.40	16,139.91 0.00 20,665.12 4,525.21	0.00 0.00 0.00 4,525.21	4,525.21
665859AW4	Northern Trust Company Callable Note Cont 4/10/2027 4% Due 05/10/2027	05/05/2022 05/10/2022 1,345,000.00	1,342,821.10 0.00 0.00 1,342,821.10	25,555.00 26,900.00 3,138.33 4,483.33	0.00 0.00 0.00 4,483.33	4,483.33
66815L2A6	Northwestern Mutual Gbl Note 0.8% Due 01/14/2026	12/06/2021 12/08/2021 1,870,000.00	1,820,388.90 0.00 0.00 1,820,388.90	4,446.44 0.00 5,693.11 1,246.67	0.00 0.00 0.00 1,246.67	1,246.67
66815L2J7	Northwestern Mutual Gbl Note 4% Due 07/01/2025	06/27/2022 07/01/2022 2,350,000.00	2,349,201.00 0.00 0.00 2,349,201.00	31,333.33 0.00 39,166.67 7,833.34	0.00 0.00 0.00 7,833.34	7,833.34
69371RR73	Paccar Financial Corp Note 2.85% Due 04/07/2025	03/31/2022 04/07/2022 2,970,000.00	2,969,227.80 0.00 0.00 2,969,227.80	5,643.00 0.00 12,696.75 7,053.75	0.00 0.00 0.00 7,053.75	7,053.75
69371RS64	Paccar Financial Corp Note 4.95% Due 08/10/2028	08/03/2023 08/10/2023 1,670,000.00	1,667,361.40 0.00 0.00 1,667,361.40	18,599.63 0.00 25,488.38 6,888.75	0.00 0.00 0.00 6,888.75	6,888.75

City of Corona Consolidated

Income Earned



Account #10003

As of November 30, 2023

CUSIP	Security Description	Trade Date Settle Date Units	Book Value: Begin Book Value: Acq Book Value: Disp Book Value: End	Prior Accrued Inc. Received Ending Accrued Total Interest	Accr. Of Discount Amort. Of Premium Net Accret/Amort Income Earned	Total Income
74153WCQ0	Prcoa Global Funding Note 1.15% Due 12/06/2024	12/01/2021 12/08/2021 1,975,000.00	1,972,965.75 0.00 0.00 1,972,965.75	9,148.09 0.00 11,040.80 1,892.71	0.00 0.00 0.00 1,892.71	1,892.71
74340XCG4	Prologis LP Callable Note Cont 5/15/2028 4.875% Due 06/15/2028	Various Various 4,000,000.00	3,959,713.70 0.00 0.00 3,959,713.70	66,625.00 0.00 82,875.00 16,250.00	0.00 0.00 0.00 16,250.00	16,250.00
74456QBX3	Public Service EI & Gas CALLable Note Cont 6/1/2028 3.65% Due 09/01/2028	09/12/2023 09/14/2023 3,000,000.00	2,805,270.00 0.00 0.00 2,805,270.00	18,250.00 0.00 27,375.00 9,125.00	0.00 0.00 0.00 9,125.00	9,125.00
756109AU8	Realty Income Corp Callable Note Cont 10/15/2027 3.65% Due 01/15/2028	Various Various 4,500,000.00	4,242,810.00 0.00 0.00 4,242,810.00	48,362.50 0.00 62,050.00 13,687.50	0.00 0.00 0.00 13,687.50	13,687.50
78016EZ59	Royal Bank of Canada Note 3.375% Due 04/14/2025	04/07/2022 04/14/2022 1,270,000.00	1,269,530.10 0.00 0.00 1,269,530.10	2,024.06 0.00 5,595.94 3,571.88	0.00 0.00 0.00 3,571.88	3,571.88
78016HZS2	ROYAL BANK OF CANADA Note 5.2% Due 08/01/2028	09/12/2023 09/14/2023 3,500,000.00	3,454,675.00 0.00 0.00 3,454,675.00	51,061.11 0.00 66,227.78 15,166.67	0.00 0.00 0.00 15,166.67	15,166.67
808513BY0	Charles Schwab Corp Callable Note Cont 2/3/2027 2.45% Due 03/03/2027	03/09/2022 03/11/2022 1,300,000.00	1,282,866.00 0.00 0.00 1,282,866.00	5,131.39 0.00 7,785.56 2,654.17	0.00 0.00 0.00 2,654.17	2,654.17
880591EZ1	Tennessee Valley Authority Note 3.875% Due 03/15/2028	05/04/2023 05/05/2023 3,500,000.00	3,548,755.00 0.00 0.00 3,548,755.00	17,329.86 0.00 28,631.94 11,302.08	0.00 0.00 0.00 11,302.08	11,302.08
89114TZT2	Toronto-Dominion Bank Note 2.8% Due 03/10/2027	03/09/2022 03/11/2022 1,900,000.00	1,884,933.00 0.00 0.00 1,884,933.00	7,536.67 0.00 11,970.00 4,433.33	0.00 0.00 0.00 4,433.33	4,433.33

City of Corona Consolidated

Income Earned



Account #10003

As of November 30, 2023

CUSIP	Security Description	Trade Date Settle Date Units	Book Value: Begin Book Value: Acq Book Value: Disp Book Value: End	Prior Accrued Inc. Received Ending Accrued Total Interest	Accr. Of Discount Amort. Of Premium Net Accret/Amort Income Earned	Total Income
89115A2C5	Toronto-Dominion Bank Note 4.108% Due 06/08/2027	08/26/2022 08/30/2022 1,400,000.00	1,395,310.00 0.00 0.00 1,395,310.00	22,845.04 0.00 27,637.71 4,792.67	0.00 0.00 0.00 4,792.67	4,792.67
89236TJK2	Toyota Motor Credit Corp Note 1.125% Due 06/18/2026	06/15/2021 06/18/2021 3,325,000.00	3,323,537.00 0.00 0.00 3,323,537.00	13,819.53 0.00 16,936.72 3,117.19	0.00 0.00 0.00 3,117.19	3,117.19
89236TJT3	Toyota Motor Credit Corp Note 1.45% Due 01/13/2025	01/10/2022 01/13/2022 2,700,000.00	2,696,382.00 0.00 0.00 2,696,382.00	11,745.00 0.00 15,007.50 3,262.50	0.00 0.00 0.00 3,262.50	3,262.50
89236XAC0	Toyota Auto Receivables 2020-D A3 0.35% Due 01/15/2025	10/06/2020 10/13/2020 21,880.08	66,445.67 0.00 44,569.67 21,876.00	10.34 19.38 3.40 12.44	0.00 0.00 0.00 12.44	12.44
89238JAC9	Toyota Auto Receivables Trust 2021-D A3 0.71% Due 04/15/2026	11/09/2021 11/15/2021 723,986.41	774,878.52 0.00 50,907.53 723,970.99	244.52 458.48 228.46 442.42	0.00 0.00 0.00 442.42	442.42
89238LAC4	Toyota Lease Owner Trust 2022-A A3 1.96% Due 02/20/2025	02/23/2022 02/28/2022 1,859,068.58	2,164,838.78 0.00 306,062.82 1,858,775.96	1,296.70 3,536.46 1,113.38 3,353.14	0.00 0.00 0.00 3,353.14	3,353.14
89240BAC2	Toyota Auto Receivables Owners 2021-A A3 0.26% Due 05/15/2025	02/02/2021 02/08/2021 582,348.86	684,876.87 0.00 102,636.09 582,240.78	79.16 148.42 67.29 136.55	0.00 0.00 0.00 136.55	136.55
90331HPL1	US Bank NA Callable Note Cont 12/21/2024 2.05% Due 01/21/2025	01/16/2020 01/21/2020 4,145,000.00	4,136,171.15 0.00 0.00 4,136,171.15	23,603.47 0.00 30,684.51 7,081.04	0.00 0.00 0.00 7,081.04	7,081.04
9128283D0	US Treasury Note 2.25% Due 10/31/2024	11/07/2019 11/08/2019 4,000,000.00	4,090,468.75 0.00 0.00 4,090,468.75	247.25 0.00 7,664.84 7,417.59	0.00 0.00 0.00 7,417.59	7,417.59

City of Corona Consolidated

Income Earned



Account #10003

As of November 30, 2023

CUSIP	Security Description	Trade Date Settle Date Units	Book Value: Begin Book Value: Acq Book Value: Disp Book Value: End	Prior Accrued Inc. Received Ending Accrued Total Interest	Accr. Of Discount Amort. Of Premium Net Accret/Amort Income Earned	Total Income
912828D56	US Treasury Note 2.375% Due 08/15/2024	12/12/2019 12/13/2019 5,000,000.00	5,140,234.38 0.00 0.00 5,140,234.38	25,169.84 0.00 34,850.54 9,680.70	0.00 0.00 0.00 9,680.70	9,680.70
912828ZC7	US Treasury Note 1.125% Due 02/28/2025	03/18/2020 03/19/2020 7,000,000.00	7,108,007.81 0.00 0.00 7,108,007.81	13,413.46 0.00 19,903.85 6,490.39	0.00 0.00 0.00 6,490.39	6,490.39
91282CAB7	US Treasury Note 0.25% Due 07/31/2025	03/12/2021 03/15/2021 6,000,000.00	5,879,062.50 0.00 0.00 5,879,062.50	3,790.76 0.00 5,013.59 1,222.83	0.00 0.00 0.00 1,222.83	1,222.83
91282CAM3	US Treasury Note 0.25% Due 09/30/2025	03/29/2021 03/30/2021 3,200,000.00	3,130,375.00 0.00 0.00 3,130,375.00	699.45 0.00 1,355.19 655.74	0.00 0.00 0.00 655.74	655.74
91282CAT8	US Treasury Note 0.25% Due 10/31/2025	02/19/2021 02/22/2021 6,000,000.00	5,923,125.00 0.00 0.00 5,923,125.00	41.21 0.00 1,277.47 1,236.26	0.00 0.00 0.00 1,236.26	1,236.26
91282CAZ4	US Treasury Note 0.375% Due 11/30/2025	03/26/2021 03/29/2021 3,800,000.00	3,731,867.19 0.00 0.00 3,731,867.19	5,995.90 7,125.00 38.93 1,168.03	0.00 0.00 0.00 1,168.03	1,168.03
91282CCW9	US Treasury Note 0.75% Due 08/31/2026	09/23/2021 09/24/2021 1,570,000.00	1,558,899.61 0.00 0.00 1,558,899.61	2,005.63 0.00 2,976.10 970.47	0.00 0.00 0.00 970.47	970.47
91282CCZ2	US Treasury Note 0.875% Due 09/30/2026	10/18/2021 10/19/2021 3,130,000.00	3,083,172.27 0.00 0.00 3,083,172.27	2,394.54 0.00 4,639.41 2,244.87	0.00 0.00 0.00 2,244.87	2,244.87
91282CDG3	US Treasury Note 1.125% Due 10/31/2026	11/15/2021 11/17/2021 3,120,000.00	3,100,987.50 0.00 0.00 3,100,987.50	96.43 0.00 2,989.29 2,892.86	0.00 0.00 0.00 2,892.86	2,892.86

City of Corona Consolidated

Income Earned



Account #10003

As of November 30, 2023

CUSIP	Security Description	Trade Date Settle Date Units	Book Value: Begin Book Value: Acq Book Value: Disp Book Value: End	Prior Accrued Inc. Received Ending Accrued Total Interest	Accr. Of Discount Amort. Of Premium Net Accret/Amort Income Earned	Total Income
91282CED9	US Treasury Note 1.75% Due 03/15/2025	04/05/2022 04/07/2022 7,000,000.00	6,823,085.94 0.00 0.00 6,823,085.94	15,817.31 0.00 25,913.46 10,096.15	0.00 0.00 0.00 10,096.15	10,096.15
91282CET4	US Treasury Note 2.625% Due 05/31/2027	06/09/2022 06/10/2022 2,400,000.00	2,351,156.25 0.00 0.00 2,351,156.25	26,508.20 31,500.00 172.13 5,163.93	0.00 0.00 0.00 5,163.93	5,163.93
91282CEW7	US Treasury Note 3.25% Due 06/30/2027	Various Various 6,650,000.00	6,690,380.86 0.00 0.00 6,690,380.86	72,824.73 0.00 90,443.61 17,618.88	0.00 0.00 0.00 17,618.88	17,618.88
91282CFB2	US Treasury Note 2.75% Due 07/31/2027	08/22/2022 08/23/2022 1,300,000.00	1,277,960.94 0.00 0.00 1,277,960.94	9,034.65 0.00 11,949.05 2,914.40	0.00 0.00 0.00 2,914.40	2,914.40
91282CFH9	US Treasury Note 3.125% Due 08/31/2027	Various Various 3,450,000.00	3,399,517.58 0.00 0.00 3,399,517.58	18,363.67 0.00 27,249.32 8,885.65	0.00 0.00 0.00 8,885.65	8,885.65
91282CFM8	US Treasury Note 4.125% Due 09/30/2027	Various Various 2,800,000.00	2,770,000.01 0.00 0.00 2,770,000.01	10,098.36 0.00 19,565.57 9,467.21	0.00 0.00 0.00 9,467.21	9,467.21
91282CFZ9	US Treasury Note 3.875% Due 11/30/2027	Various Various 4,600,000.00	4,628,085.94 0.00 0.00 4,628,085.94	75,001.36 89,125.00 487.02 14,610.66	0.00 0.00 0.00 14,610.66	14,610.66
91282CGC9	US Treasury Note 3.875% Due 12/31/2027	Various Various 7,000,000.00	7,028,945.31 0.00 0.00 7,028,945.31	91,399.45 0.00 113,512.23 22,112.78	0.00 0.00 0.00 22,112.78	22,112.78
91282CGH8	US Treasury Note 3.5% Due 01/31/2028	02/16/2023 02/17/2023 7,000,000.00	6,828,007.81 0.00 0.00 6,828,007.81	61,915.76 0.00 81,888.59 19,972.83	0.00 0.00 0.00 19,972.83	19,972.83

City of Corona Consolidated

Income Earned



Account #10003

As of November 30, 2023

CUSIP	Security Description	Trade Date Settle Date Units	Book Value: Begin Book Value: Acq Book Value: Disp Book Value: End	Prior Accrued Inc. Received Ending Accrued Total Interest	Accr. Of Discount Amort. Of Premium Net Accret/Amort Income Earned	Total Income
91282CGP0	US Treasury Note 4% Due 02/29/2028	02/23/2023 02/28/2023 7,000,000.00	6,949,960.94 0.00 0.00 6,949,960.94	47,692.31 0.00 70,769.23 23,076.92	0.00 0.00 0.00 23,076.92	23,076.92
91282CHE4	US Treasury Note 3.625% Due 05/31/2028	06/14/2023 06/20/2023 7,000,000.00	6,884,335.94 0.00 0.00 6,884,335.94	106,769.13 126,875.00 693.31 20,799.18	0.00 0.00 0.00 20,799.18	20,799.18
91282CHX2	US Treasury Note 4.375% Due 08/31/2028	09/25/2023 09/26/2023 1,900,000.00	1,879,960.94 0.00 0.00 1,879,960.94	14,158.65 0.00 21,009.62 6,850.97	0.00 0.00 0.00 6,850.97	6,850.97
91282CJA0	US Treasury Note 4.625% Due 09/30/2028	10/04/2023 10/05/2023 5,800,000.00	5,763,296.88 0.00 0.00 5,763,296.88	23,453.55 0.00 45,441.26 21,987.71	0.00 0.00 0.00 21,987.71	21,987.71
91282CJF9	US Treasury Note 4.875% Due 10/31/2028	10/27/2023 10/31/2023 2,000,000.00	2,007,578.13 0.00 0.00 2,007,578.13	267.86 0.00 8,303.57 8,035.71	0.00 0.00 0.00 8,035.71	8,035.71
91324PEC2	United Health Group Inc Callable Note Cont 4/15/2026 1.15% Due 05/15/2026	Various Various 805,000.00	807,605.05 0.00 0.00 807,605.05	4,268.74 4,628.75 411.44 771.45	0.00 0.00 0.00 771.45	771.45
91324PEG3	United Health Group Inc Callable Note Cont 4/15/2027 3.7% Due 05/15/2027	05/17/2022 05/20/2022 1,365,000.00	1,365,638.40 0.00 0.00 1,365,638.40	23,288.41 25,252.50 2,244.66 4,208.75	0.00 0.00 0.00 4,208.75	4,208.75
91324PEP3	United Health Group Inc Callable Note Cont 1/15/2028 5.25% Due 02/15/2028	02/16/2023 02/21/2023 1,500,000.00	1,532,220.00 0.00 0.00 1,532,220.00	16,625.00 0.00 23,187.50 6,562.50	0.00 0.00 0.00 6,562.50	6,562.50
92348KAV5	Verizon Master Trust 2022-5 A1A 3.72% Due 07/20/2027	08/02/2022 08/11/2022 1,150,000.00	1,149,949.40 0.00 0.00 1,149,949.40	1,307.17 3,565.00 1,307.17 3,565.00	0.00 0.00 0.00 3,565.00	3,565.00

City of Corona Consolidated

Income Earned



Account #10003

As of November 30, 2023

CUSIP	Security Description	Trade Date Settle Date Units	Book Value: Begin Book Value: Acq Book Value: Disp Book Value: End	Prior Accrued Inc. Received Ending Accrued Total Interest	Accr. Of Discount Amort. Of Premium Net Accret/Amort Income Earned	Total Income
931142ER0	Wal-Mart Stores Callable Note Cont 08/17/2026 1.05% Due 09/17/2026	09/08/2021 09/17/2021 785,000.00	783,516.35 0.00 0.00 783,516.35	1,007.42 0.00 1,694.29 686.87	0.00 0.00 0.00 686.87	686.87
			348,002,266.58	1,678,642.26	0.00	
			0.00	661,979.66	0.00	
			1,872,344.14	1,694,431.65	0.00	
Total Fixed Income		347,873,820.94	346,129,922.44	677,769.05	677,769.05	677,769.05

CASH & EQUIVALENT

60934N807	Federated Investors Govt Oblig Fund Inst.	Various Various 3,082,456.15	51,089,503.95 2,629,066.66 50,636,114.46 3,082,456.15	0.00 94,552.63 0.00 94,552.63	0.00 0.00 0.00 94,552.63	94,552.63
912797FH5	US Treasury Bill 5.228% Due 05/16/2024	10/31/2023 11/01/2023 26,000,000.00	0.00 25,256,214.46 0.00 25,256,214.46	0.00 0.00 113,266.83 113,266.83	0.00 0.00 0.00 113,266.83	113,266.83
912797FU6	US Treasury Bill 5.132% Due 12/14/2023	06/15/2023 06/16/2023 30,000,000.00	29,225,923.33 0.00 0.00 29,225,923.33	590,180.00 0.00 718,480.00 128,300.00	0.00 0.00 0.00 128,300.00	128,300.00
912797GM3	US Treasury Bill 5.262% Due 02/08/2024	08/14/2023 08/15/2023 20,500,000.00	19,969,634.25 0.00 0.00 19,969,634.25	233,720.50 0.00 323,613.00 89,892.50	0.00 0.00 0.00 89,892.50	89,892.50
912797GX9	US Treasury Bill 5.285% Due 03/14/2024	09/14/2023 09/15/2023 22,350,000.00	21,756,086.43 0.00 0.00 21,756,086.43	154,220.65 0.00 252,659.36 98,438.71	0.00 0.00 0.00 98,438.71	98,438.71
912797HF7	US Treasury Bill 5.3% Due 04/11/2024	10/31/2023 11/01/2023 26,000,000.00	0.00 25,379,900.00 0.00 25,379,900.00	0.00 0.00 114,833.33 114,833.33	0.00 0.00 0.00 114,833.33	114,833.33

City of Corona Consolidated

Account #10003

Income Earned

As of November 30, 2023



CUSIP	Security Description	Trade Date Settle Date Units	Book Value: Begin Book Value: Acq Book Value: Disp Book Value: End	Prior Accrued Inc. Received Ending Accrued Total Interest	Accr. Of Discount Amort. Of Premium Net Accret/Amort Income Earned	Total Income
			122,041,147.96	978,121.15	0.00	
			53,265,181.12	94,552.63	0.00	
			50,636,114.46	1,522,852.52	0.00	
Total Cash & Equivalent		127,932,456.15	124,670,214.62	639,284.00	639,284.00	639,284.00
LOCAL AGENCY INVESTMENT FUND						
90LAIF\$00	Local Agency Investment Fund State Pool	Various	28,997,356.57	98,685.68	0.00	78,963.16
		Various	19,100,000.00	0.00	0.00	
		29,597,356.57	18,500,000.00	177,648.84	0.00	
			29,597,356.57	78,963.16	78,963.16	
			28,997,356.57	98,685.68	0.00	
			19,100,000.00	0.00	0.00	
			18,500,000.00	177,648.84	0.00	
Total Local Agency Investment Fund		29,597,356.57	29,597,356.57	78,963.16	78,963.16	78,963.16
			499,040,771.11	2,755,449.09	0.00	
			72,365,181.12	756,532.29	0.00	
			71,008,458.60	3,394,933.01	0.00	
TOTAL PORTFOLIO		505,403,633.66	500,397,493.63	1,396,016.21	1,396,016.21	1,396,016.21

City of Corona Consolidated

Account #10003

Cash Flow Report

As of November 30, 2023



Payment Date	Transaction Type	CUSIP	Quantity	Security Description	Principal Amount	Income	Total Amount
12/01/2023	Interest	46647PCH7	3,295,000.00	JP Morgan Chase & Co Callable Note Cont 6/1/2024 0.824% Due 6/1/2025	0.00	13,575.40	13,575.40
12/01/2023	Purchase	3137FJKE8	2,500,000.00	FHLMC K082 A2 3.92% Due 9/25/2028	-2,411,328.13	0.00	-2,411,328.13
12/01/2023	Sale	60934N807	2,411,328.13	Federated Investors Govt Oblig Fund Inst.	2,411,328.13	0.00	2,411,328.13
12/06/2023	Interest	74153WCQ0	1,975,000.00	Pricoa Global Funding Note 1.15% Due 12/6/2024	0.00	11,356.25	11,356.25
12/08/2023	Interest	89115A2C5	1,400,000.00	Toronto-Dominion Bank Note 4.108% Due 6/8/2027	0.00	28,756.00	28,756.00
12/10/2023	Interest	40139LBC6	3,000,000.00	Guardian Life Glob Fun Note 0.875% Due 12/10/2025	0.00	13,125.00	13,125.00
12/14/2023	Interest	3130A1XJ2	5,500,000.00	FHLB Note 2.875% Due 6/14/2024	0.00	79,062.51	79,062.51
12/14/2023	Maturity	912797FU6	30,000,000.00	US Treasury Bill 5.132% Due 12/14/2023	29,225,923.33	774,076.67	30,000,000.00
12/15/2023	Interest	63743HFE7	940,000.00	National Rural Utilities Note 3.45% Due 6/15/2025	0.00	16,215.00	16,215.00
12/15/2023	Interest	74340XCG4	4,000,000.00	Prologis LP Callable Note Cont 5/15/2028 4.875% Due 6/15/2028	0.00	90,458.34	90,458.34
12/15/2023	Paydown	44891WAC3	632,956.98	Hyundai Auto Lease Trust 2022-A A3 1.16% Due 1/15/2025	126,266.89	611.86	126,878.75
12/15/2023	Paydown	448977AD0	1,350,000.00	Hyundai Auto Receivables Trust 2022-A A3 2.22% Due 10/15/2026	70,235.48	2,497.50	72,732.98
12/15/2023	Paydown	44935FAD6	542,679.42	Hyundai Auto Receivables Trust 2021-C A3 0.74% Due 5/15/2026	38,720.84	334.65	39,055.49
12/15/2023	Paydown	47787JAC2	902,917.05	John Deere Owner Trust 2022-A A3 2.32% Due 9/16/2026	40,491.37	1,745.64	42,237.01
12/15/2023	Paydown	89238JAC9	723,986.41	Toyota Auto Receivables Trust 2021-D A3 0.71% Due 4/15/2026	48,066.17	428.36	48,494.53
12/15/2023	Paydown	47800CAC0	1,880,000.00	John Deere Owner Trust 2023-A A3 5.01% Due 11/15/2027	35,454.59	7,849.00	43,303.59
12/15/2023	Paydown	43815BAC4	1,650,000.00	Honda Auto Receivables Trust 2022-1 A3 1.88% Due 5/15/2026	88,298.62	2,585.00	90,883.62

City of Corona Consolidated

Account #10003

Cash Flow Report

As of November 30, 2023



Payment Date	Transaction Type	CUSIP	Quantity	Security Description	Principal Amount	Income	Total Amount
12/15/2023	Paydown	89236XAC0	21,880.08	Toyota Auto Receivables 2020-D A3 0.35% Due 1/15/2025	1,603.79	6.38	1,610.17
12/15/2023	Paydown	89240BAC2	582,348.86	Toyota Auto Receivables Owners 2021-A A3 0.26% Due 5/15/2025	145,516.26	126.18	145,642.44
12/15/2023	Paydown	02582JIT8	2,765,000.00	American Express Credit Trust 2022-2 A 3.39% Due 5/17/2027	0.00	7,811.13	7,811.13
12/15/2023	Paydown	161571HT4	3,645,000.00	Chase Issuance Trust 23-A1 A 5.16% Due 9/15/2028	0.00	15,673.50	15,673.50
12/15/2023	Paydown	44891RAC4	230,594.57	Hyundai Auto Receivables Trust 2020-C A3 0.38% Due 5/15/2025	76,836.68	73.02	76,909.70
12/15/2023	Paydown	44933LAC7	449,319.88	Hyundai Auto Receivables Trust 2021-A A3 0.38% Due 9/15/2025	74,825.83	142.28	74,968.11
12/15/2023	Paydown	47789QAC4	832,013.46	John Deere Owner Trust 2021-B A3 0.52% Due 3/16/2026	51,965.10	360.54	52,325.64
12/16/2023	Paydown	362554AC1	597,234.57	GM Financial Securitized Term 2021-4 A3 0.68% Due 9/16/2026	37,261.88	338.43	37,600.31
12/16/2023	Paydown	380146AC4	584,109.90	GM Financial Auto Receivables 2022-1 A3 1.26% Due 11/16/2026	31,258.24	613.32	31,871.56
12/17/2023	Interest	3135G04Z3	6,200,000.00	FNMA Note 0.5% Due 6/17/2025	0.00	15,500.00	15,500.00
12/18/2023	Interest	89236TJK2	3,325,000.00	Toyota Motor Credit Corp Note 1.125% Due 6/18/2026	0.00	18,703.13	18,703.13
12/19/2023	Interest	06051GJD2	3,000,000.00	Bank of America Corp Callable Note Cont 6/19/2025 1.319% Due 6/19/2026	0.00	19,785.00	19,785.00
12/20/2023	Interest	3130AQF40	4,300,000.00	FHLB Note 1% Due 12/20/2024	0.00	21,500.00	21,500.00
12/20/2023	Paydown	92348KAV5	1,150,000.00	Verizon Master Trust 2022-5 A1A 3.72% Due 7/20/2027	0.00	3,565.00	3,565.00
12/20/2023	Paydown	89238LAC4	1,859,068.58	Toyota Lease Owner Trust 2022-A A3 1.96% Due 2/20/2025	264,560.49	3,036.48	267,596.97
12/20/2023	Paydown	36262XAC8	221,624.21	GM Financial Auto Lease Trust 2021-3 A2 0.39% Due 10/21/2024	110,801.02	72.03	110,873.05
12/20/2023	Paydown	36265MAC9	1,287,954.81	GM Financial Auto Lease Trust 2022-1 A3 1.9% Due 3/20/2025	255,342.63	2,039.26	257,381.89

City of Corona Consolidated

Account #10003

Cash Flow Report

As of November 30, 2023



Payment Date	Transaction Type	CUSIP	Quantity	Security Description	Principal Amount	Income	Total Amount
12/21/2023	Paydown	3137BSRE5	0.00	FHLMC K059 A2 3.12% Due 9/25/2026	0.00	7,800.00	7,800.00
12/21/2023	Paydown	3137FJEH8	0.00	FHLMC K081 A2 3.9% Due 8/25/2028	0.00	10,231.00	10,231.00
12/21/2023	Paydown	3137BSP72	0.00	FHLMC K058 A2 2.653% Due 8/25/2026	0.00	3,316.25	3,316.25
12/21/2023	Paydown	3137FEBQ2	0.00	FHLMC K072 A2 3.444% Due 12/25/2027	0.00	13,460.30	13,460.30
12/21/2023	Paydown	43813GAC5	155,363.54	Honda Auto Receivables Trust 2021-1 A3 0.27% Due 4/21/2025	38,826.80	34.96	38,861.76
12/21/2023	Paydown	3137FBBX3	0.00	FHLMC K068 A2 3.244% Due 8/25/2027	0.00	7,163.83	7,163.83
12/21/2023	Paydown	43815GAC3	766,593.41	Honda Auto Receivables Trust 2021-4 A3 0.88% Due 1/21/2026	51,022.80	562.17	51,584.97
12/23/2023	Interest	46647PCK0	1,565,000.00	JP Morgan Chase & Co Callable Note Cont 6/23/2024 0.969% Due 6/23/2025	0.00	7,582.43	7,582.43
12/25/2023	Paydown	3137BSRE5	3,000,000.00	FHLMC K059 A2 3.12% Due 9/25/2026	0.00	7,800.00	7,800.00
12/25/2023	Paydown	3137FG6X8	5,320,000.00	FHLMC K077 A2 3.85% Due 5/25/2028	89,266.75	17,068.34	106,335.09
12/25/2023	Paydown	3137FJEH8	3,148,000.00	FHLMC K081 A2 3.9% Due 8/25/2028	0.00	10,231.00	10,231.00
12/25/2023	Paydown	3137F4D41	3,000,000.00	FHLMC K074 A2 3.6% Due 1/25/2028	54,973.16	9,000.00	63,973.16
12/25/2023	Paydown	3137FEBQ2	4,690,000.00	FHLMC K072 A2 3.444% Due 12/25/2027	0.00	13,460.30	13,460.30
12/25/2023	Paydown	3137FETN0	6,000,000.00	FHLMC K073 A2 3.35% Due 1/25/2028	0.00	16,750.00	16,750.00
12/25/2023	Paydown	3137FGR31	1,997,000.00	FHLMC K078 A2 3.854% Due 6/25/2028	0.00	6,413.70	6,413.70
12/25/2023	Paydown	05601XAC3	354,609.75	BMW Vehicle Lease Trust 2022-1 A3 1.1% Due 3/25/2025	88,071.67	325.06	88,396.73
12/25/2023	Paydown	09690AAC7	18,514.77	BMW Vehicle Lease Trust 2021-2 A3 0.33% Due 12/26/2024	18,514.77	5.09	18,519.86

City of Corona Consolidated

Account #10003

Cash Flow Report

As of November 30, 2023



Payment Date	Transaction Type	CUSIP	Quantity	Security Description	Principal Amount	Income	Total Amount
12/25/2023	Paydown	05602RAD3	1,065,000.00	BMW Vehicle Owner Trust 2022-A A3 3.21% Due 8/25/2026	126,743.90	2,848.88	129,592.78
12/25/2023	Paydown	3137BSP72	1,500,000.00	FHLMC K058 A2 2.653% Due 8/25/2026	0.00	3,316.25	3,316.25
12/25/2023	Paydown	3137FBBX3	2,650,000.00	FHLMC K068 A2 3.244% Due 8/25/2027	0.00	7,163.83	7,163.83
12/30/2023	Interest	3130AWN63	3,000,000.00	FHLB Note 4% Due 6/30/2028	0.00	55,333.33	55,333.33
12/31/2023	Interest	91282CEW7	6,650,000.00	US Treasury Note 3.25% Due 6/30/2027	0.00	108,062.50	108,062.50
12/31/2023	Interest	91282CGC9	7,000,000.00	US Treasury Note 3.875% Due 12/31/2027	0.00	135,625.00	135,625.00
DEC 2023					31,190,849.06	1,595,577.08	32,786,426.14
01/01/2024	Interest	66815L2J7	2,350,000.00	Northwestern Mutual Glbl Note 4% Due 7/1/2025	0.00	47,000.00	47,000.00
01/07/2024	Interest	3135G0X24	4,220,000.00	FNMA Note 1.625% Due 1/7/2025	0.00	34,287.50	34,287.50
01/11/2024	Interest	59217GER6	2,485,000.00	Metlife Note 1.875% Due 1/11/2027	0.00	23,296.88	23,296.88
01/13/2024	Interest	89236TJT3	2,700,000.00	Toyota Motor Credit Corp Note 1.45% Due 1/13/2025	0.00	19,575.00	19,575.00
01/14/2024	Interest	66815L2A6	1,870,000.00	Northwestern Mutual Glbl Note 0.8% Due 1/14/2026	0.00	7,480.00	7,480.00
01/14/2024	Interest	64952WEK5	3,745,000.00	New York Life Global Note 1.45% Due 1/14/2025	0.00	27,151.25	27,151.25
01/15/2024	Dividend	90LAIF\$00	1,740,881,596.37	Local Agency Investment Fund State Pool	0.00	178,026.03	178,026.03
01/15/2024	Interest	756109AU8	4,500,000.00	Realty Income Corp Callable Note Cont 10/15/2027 3.65% Due 1/15/2028	0.00	82,125.00	82,125.00
01/15/2024	Paydown	89240BAC2	582,348.86	Toyota Auto Receivables Owners 2021-A A3 0.26% Due 5/15/2025	145,563.55	94.65	145,658.20
01/15/2024	Paydown	47789QAC4	832,013.46	John Deere Owner Trust 2021-B A3 0.52% Due 3/16/2026	51,969.86	338.02	52,307.88

City of Corona Consolidated

Account #10003

Cash Flow Report

As of November 30, 2023



Payment Date	Transaction Type	CUSIP	Quantity	Security Description	Principal Amount	Income	Total Amount
01/15/2024	Paydown	02582JIT8	2,765,000.00	American Express Credit Trust 2022-2 A 3.39% Due 5/17/2027	0.00	7,811.13	7,811.13
01/15/2024	Paydown	161571HT4	3,645,000.00	Chase Issuance Trust 23-A1 A 5.16% Due 9/15/2028	0.00	15,673.50	15,673.50
01/15/2024	Paydown	43815BAC4	1,650,000.00	Honda Auto Receivables Trust 2022-1 A3 1.88% Due 5/15/2026	88,685.66	2,446.67	91,132.33
01/15/2024	Paydown	44891RAC4	230,594.57	Hyundai Auto Receivables Trust 2020-C A3 0.38% Due 5/15/2025	76,864.85	48.69	76,913.54
01/15/2024	Paydown	89238JAC9	723,986.41	Toyota Auto Receivables Trust 2021-D A3 0.71% Due 4/15/2026	48,094.61	399.92	48,494.53
01/15/2024	Paydown	44935FAD6	542,679.42	Hyundai Auto Receivables Trust 2021-C A3 0.74% Due 5/15/2026	38,727.30	310.77	39,038.07
01/15/2024	Paydown	47800CAC0	1,880,000.00	John Deere Owner Trust 2023-A A3 5.01% Due 11/15/2027	35,602.61	7,700.98	43,303.59
01/15/2024	Paydown	89236XAC0	21,880.08	Toyota Auto Receivables 2020-D A3 0.35% Due 1/15/2025	1,597.75	5.91	1,603.66
01/15/2024	Paydown	44891WAC3	632,956.98	Hyundai Auto Lease Trust 2022-A A3 1.16% Due 1/15/2025	126,428.94	489.80	126,918.74
01/15/2024	Paydown	448977AD0	1,350,000.00	Hyundai Auto Receivables Trust 2022-A A3 2.22% Due 10/15/2026	70,325.62	2,367.56	72,693.18
01/15/2024	Paydown	44933LAC7	449,319.88	Hyundai Auto Receivables Trust 2021-A A3 0.38% Due 9/15/2025	74,850.14	118.59	74,968.73
01/15/2024	Paydown	47787JAC2	902,917.05	John Deere Owner Trust 2022-A A3 2.32% Due 9/16/2026	40,543.33	1,667.36	42,210.69
01/16/2024	Interest	57629WDE7	2,272,000.00	Mass Mutual Global funding Note 1.2% Due 7/16/2026	0.00	13,632.00	13,632.00
01/16/2024	Paydown	362554AC1	597,234.57	GM Financial Securitized Term 2021-4 A3 0.68% Due 9/16/2026	37,270.57	317.32	37,587.89
01/16/2024	Paydown	380146AC4	584,109.90	GM Financial Auto Receivables 2022-1 A3 1.26% Due 11/16/2026	31,395.26	580.49	31,975.75
01/20/2024	Interest	24422EWR6	2,450,000.00	John Deere Capital Corp Note 4.75% Due 1/20/2028	0.00	58,187.50	58,187.50
01/20/2024	Paydown	36262XAC8	221,624.21	GM Financial Auto Lease Trust 2021-3 A2 0.39% Due 10/21/2024	110,823.18	36.02	110,859.20

City of Corona Consolidated

Account #10003

Cash Flow Report

As of November 30, 2023



Payment Date	Transaction Type	CUSIP	Quantity	Security Description	Principal Amount	Income	Total Amount
01/20/2024	Paydown	89238LAC4	1,859,068.58	Toyota Lease Owner Trust 2022-A A3 1.96% Due 2/20/2025	264,900.01	2,604.36	267,504.37
01/20/2024	Paydown	92348KAV5	1,150,000.00	Verizon Master Trust 2022-5 A1A 3.72% Due 7/20/2027	65,984.99	3,565.00	69,549.99
01/20/2024	Paydown	36265MAC9	1,287,954.81	GM Financial Auto Lease Trust 2022-1 A3 1.9% Due 3/20/2025	256,461.88	1,634.97	258,096.85
01/21/2024	Interest	3137EAEU9	6,300,000.00	FHLMC Note 0.375% Due 7/21/2025	0.00	11,812.50	11,812.50
01/21/2024	Interest	90331HPL1	4,145,000.00	US Bank NA Callable Note Cont 12/21/2024 2.05% Due 1/21/2025	0.00	42,486.25	42,486.25
01/21/2024	Paydown	43815GAC3	766,593.41	Honda Auto Receivables Trust 2021-4 A3 0.88% Due 1/21/2026	51,034.71	524.75	51,559.46
01/21/2024	Paydown	43813GAC5	155,363.54	Honda Auto Receivables Trust 2021-1 A3 0.27% Due 4/21/2025	38,836.19	26.22	38,862.41
01/25/2024	Paydown	3137F4D41	3,000,000.00	FHLMC K074 A2 3.6% Due 1/25/2028	55,166.94	8,835.08	64,002.02
01/25/2024	Paydown	3137FEBQ2	4,690,000.00	FHLMC K072 A2 3.444% Due 12/25/2027	0.00	13,460.30	13,460.30
01/25/2024	Paydown	3137FETN0	6,000,000.00	FHLMC K073 A2 3.35% Due 1/25/2028	0.00	16,750.00	16,750.00
01/25/2024	Paydown	3137FJEH8	3,148,000.00	FHLMC K081 A2 3.9% Due 8/25/2028	0.00	10,231.00	10,231.00
01/25/2024	Paydown	05601XAC3	354,609.75	BMW Vehicle Lease Trust 2022-1 A3 1.1% Due 3/25/2025	88,457.72	244.33	88,702.05
01/25/2024	Paydown	3137BSRE5	3,000,000.00	FHLMC K059 A2 3.12% Due 9/25/2026	0.00	7,800.00	7,800.00
01/25/2024	Paydown	3137FG6X8	5,320,000.00	FHLMC K077 A2 3.85% Due 5/25/2028	89,594.06	16,781.94	106,376.00
01/25/2024	Paydown	3137FGR31	1,997,000.00	FHLMC K078 A2 3.854% Due 6/25/2028	0.00	6,413.70	6,413.70
01/25/2024	Paydown	3137FJKE8	2,500,000.00	FHLMC K082 A2 3.92% Due 9/25/2028	0.00	8,166.67	8,166.67
01/25/2024	Paydown	3137FBBX3	2,650,000.00	FHLMC K068 A2 3.244% Due 8/25/2027	0.00	7,163.83	7,163.83

City of Corona Consolidated

Account #10003

Cash Flow Report

As of November 30, 2023



Payment Date	Transaction Type	CUSIP	Quantity	Security Description	Principal Amount	Income	Total Amount
01/25/2024	Paydown	05602RAD3	1,065,000.00	BMW Vehicle Owner Trust 2022-A A3 3.21% Due 8/25/2026	118,974.90	2,509.84	121,484.74
01/25/2024	Paydown	3137BSP72	1,500,000.00	FHLMC K058 A2 2.653% Due 8/25/2026	0.00	3,316.25	3,316.25
01/31/2024	Interest	91282CGH8	7,000,000.00	US Treasury Note 3.5% Due 1/31/2028	0.00	122,500.00	122,500.00
01/31/2024	Interest	91282CAB7	6,000,000.00	US Treasury Note 0.25% Due 7/31/2025	0.00	7,500.00	7,500.00
01/31/2024	Interest	91282CFB2	1,300,000.00	US Treasury Note 2.75% Due 7/31/2027	0.00	17,875.00	17,875.00
JAN 2024					2,008,154.63	843,370.53	2,851,525.16
02/01/2024	Interest	78016HZS2	3,500,000.00	ROYAL BANK OF CANADA Note 5.2% Due 8/1/2028	0.00	96,561.11	96,561.11
02/08/2024	Maturity	912797GM3	20,500,000.00	US Treasury Bill 5.262% Due 2/8/2024	19,969,634.25	530,365.75	20,500,000.00
02/10/2024	Interest	69371RS64	1,670,000.00	Paccar Financial Corp Note 4.95% Due 8/10/2028	0.00	41,332.50	41,332.50
02/12/2024	Interest	3137EAEP0	6,575,000.00	FHLMC Note 1.5% Due 2/12/2025	0.00	49,312.50	49,312.50
02/15/2024	Interest	91324PEP3	1,500,000.00	United Health Group Inc Callable Note Cont 1/15/2028 5.25% Due 2/15/2028	0.00	39,375.00	39,375.00
02/15/2024	Interest	912828D56	5,000,000.00	US Treasury Note 2.375% Due 8/15/2024	0.00	59,375.00	59,375.00
02/15/2024	Paydown	47800CAC0	1,880,000.00	John Deere Owner Trust 2023-A A3 5.01% Due 11/15/2027	35,751.25	7,552.34	43,303.59
02/15/2024	Paydown	89236XAC0	21,880.08	Toyota Auto Receivables 2020-D A3 0.35% Due 1/15/2025	1,591.64	5.45	1,597.09
02/15/2024	Paydown	44891WAC3	632,956.98	Hyundai Auto Lease Trust 2022-A A3 1.16% Due 1/15/2025	126,591.18	367.59	126,958.77
02/15/2024	Paydown	44933LAC7	449,319.88	Hyundai Auto Receivables Trust 2021-A A3 0.38% Due 9/15/2025	74,874.47	94.89	74,969.36
02/15/2024	Paydown	44935FAD6	542,679.42	Hyundai Auto Receivables Trust 2021-C A3 0.74% Due 5/15/2026	38,733.75	286.89	39,020.64

City of Corona Consolidated

Account #10003

Cash Flow Report

As of November 30, 2023



Payment Date	Transaction Type	CUSIP	Quantity	Security Description	Principal Amount	Income	Total Amount
02/15/2024	Paydown	89238JAC9	723,986.41	Toyota Auto Receivables Trust 2021-D A3 0.71% Due 4/15/2026	48,123.07	371.46	48,494.53
02/15/2024	Paydown	02582JIT8	2,765,000.00	American Express Credit Trust 2022-2 A 3.39% Due 5/17/2027	0.00	7,811.13	7,811.13
02/15/2024	Paydown	44891RAC4	230,594.57	Hyundai Auto Receivables Trust 2020-C A3 0.38% Due 5/15/2025	76,893.04	24.35	76,917.39
02/15/2024	Paydown	448977AD0	1,350,000.00	Hyundai Auto Receivables Trust 2022-A A3 2.22% Due 10/15/2026	70,415.87	2,237.46	72,653.33
02/15/2024	Paydown	47787JAC2	902,917.05	John Deere Owner Trust 2022-A A3 2.32% Due 9/16/2026	40,595.36	1,588.97	42,184.33
02/15/2024	Paydown	161571HT4	3,645,000.00	Chase Issuance Trust 23-A1 A 5.16% Due 9/15/2028	0.00	15,673.50	15,673.50
02/15/2024	Paydown	43815BAC4	1,650,000.00	Honda Auto Receivables Trust 2022-1 A3 1.88% Due 5/15/2026	89,074.40	2,307.72	91,382.12
02/15/2024	Paydown	47789QAC4	832,013.46	John Deere Owner Trust 2021-B A3 0.52% Due 3/16/2026	51,974.63	315.50	52,290.13
02/15/2024	Paydown	89240BAC2	582,348.86	Toyota Auto Receivables Owners 2021-A A3 0.26% Due 5/15/2025	145,610.86	63.11	145,673.97
02/16/2024	Paydown	362554AC1	597,234.57	GM Financial Securitized Term 2021-4 A3 0.68% Due 9/16/2026	37,279.27	296.20	37,575.47
02/16/2024	Paydown	380146AC4	584,109.90	GM Financial Auto Receivables 2022-1 A3 1.26% Due 11/16/2026	31,532.87	547.53	32,080.40
02/20/2024	Paydown	89238LAC4	1,859,068.58	Toyota Lease Owner Trust 2022-A A3 1.96% Due 2/20/2025	265,239.96	2,171.69	267,411.65
02/20/2024	Paydown	92348KAV5	1,150,000.00	Verizon Master Trust 2022-5 A1A 3.72% Due 7/20/2027	66,189.54	3,360.45	69,549.99
02/20/2024	Paydown	36265MAC9	1,287,954.81	GM Financial Auto Lease Trust 2022-1 A3 1.9% Due 3/20/2025	257,586.04	1,228.90	258,814.94
02/21/2024	Paydown	43815GAC3	766,593.41	Honda Auto Receivables Trust 2021-4 A3 0.88% Due 1/21/2026	51,046.62	487.33	51,533.95
02/21/2024	Paydown	43813GAC5	155,363.54	Honda Auto Receivables Trust 2021-1 A3 0.27% Due 4/21/2025	38,845.58	17.48	38,863.06
02/25/2024	Interest	3135G05X7	6,285,000.00	FNMA Note 0.375% Due 8/25/2025	0.00	11,784.38	11,784.38

City of Corona Consolidated

Account #10003

Cash Flow Report

As of November 30, 2023



Payment Date	Transaction Type	CUSIP	Quantity	Security Description	Principal Amount	Income	Total Amount
02/25/2024	Paydown	3137FEBQ2	4,690,000.00	FHLMC K072 A2 3.444% Due 12/25/2027	0.00	13,460.30	13,460.30
02/25/2024	Paydown	3137FETN0	6,000,000.00	FHLMC K073 A2 3.35% Due 1/25/2028	0.00	16,750.00	16,750.00
02/25/2024	Paydown	3137FG6X8	5,320,000.00	FHLMC K077 A2 3.85% Due 5/25/2028	89,922.58	16,494.49	106,417.07
02/25/2024	Paydown	3137FGR31	1,997,000.00	FHLMC K078 A2 3.854% Due 6/25/2028	0.00	6,413.70	6,413.70
02/25/2024	Paydown	3137FJKE8	2,500,000.00	FHLMC K082 A2 3.92% Due 9/25/2028	0.00	8,166.67	8,166.67
02/25/2024	Paydown	3137BSRE5	3,000,000.00	FHLMC K059 A2 3.12% Due 9/25/2026	0.00	7,800.00	7,800.00
02/25/2024	Paydown	3137F4D41	3,000,000.00	FHLMC K074 A2 3.6% Due 1/25/2028	55,361.40	8,669.58	64,030.98
02/25/2024	Paydown	05601XAC3	354,609.75	BMW Vehicle Lease Trust 2022-1 A3 1.1% Due 3/25/2025	88,845.46	163.24	89,008.70
02/25/2024	Paydown	3137BSP72	1,500,000.00	FHLMC K058 A2 2.653% Due 8/25/2026	0.00	3,316.25	3,316.25
02/25/2024	Paydown	05602RAD3	1,065,000.00	BMW Vehicle Owner Trust 2022-A A3 3.21% Due 8/25/2026	111,190.91	2,191.58	113,382.49
02/25/2024	Paydown	3137FBBX3	2,650,000.00	FHLMC K068 A2 3.244% Due 8/25/2027	0.00	7,163.83	7,163.83
02/25/2024	Paydown	3137FJEH8	3,148,000.00	FHLMC K081 A2 3.9% Due 8/25/2028	0.00	10,231.00	10,231.00
02/29/2024	Interest	91282CFH9	3,450,000.00	US Treasury Note 3.125% Due 8/31/2027	0.00	53,906.25	53,906.25
02/29/2024	Interest	91282CGP0	7,000,000.00	US Treasury Note 4% Due 2/29/2028	0.00	140,000.00	140,000.00
02/29/2024	Interest	912828ZC7	7,000,000.00	US Treasury Note 1.125% Due 2/28/2025	0.00	39,375.00	39,375.00
02/29/2024	Interest	91282CHX2	1,900,000.00	US Treasury Note 4.375% Due 8/31/2028	0.00	41,562.50	41,562.50
02/29/2024	Interest	91282CCW9	1,570,000.00	US Treasury Note 0.75% Due 8/31/2026	0.00	5,887.50	5,887.50

City of Corona Consolidated

Account #10003

Cash Flow Report

As of November 30, 2023



Payment Date	Transaction Type	CUSIP	Quantity	Security Description	Principal Amount	Income	Total Amount
FEB 2024					21,862,904.00	1,256,468.07	23,119,372.07
03/01/2024	Interest	74456QBX3	3,000,000.00	Public Service EI & Gas Callable Note Cont 6/1/2028 3.65% Due 9/1/2028	0.00	54,750.00	54,750.00
03/03/2024	Interest	808513BY0	1,300,000.00	Charles Schwab Corp Callable Note Cont 2/3/2027 2.45% Due 3/3/2027	0.00	15,925.00	15,925.00
03/09/2024	Interest	57636QAW4	2,090,000.00	MasterCard Inc Callable Note Cont 2/9/28 4.875% Due 3/9/2028	0.00	50,943.75	50,943.75
03/10/2024	Interest	89114TZT2	1,900,000.00	Toronto-Dominion Bank Note 2.8% Due 3/10/2027	0.00	26,600.00	26,600.00
03/13/2024	Interest	3130A2UW4	4,000,000.00	FHLB Note 2.875% Due 9/13/2024	0.00	57,500.00	57,500.00
03/14/2024	Interest	58989V2D5	1,715,000.00	Met Tower Global Funding Note 1.25% Due 9/14/2026	0.00	10,718.75	10,718.75
03/14/2024	Maturity	912797GX9	22,350,000.00	US Treasury Bill 5.285% Due 3/14/2024	21,756,086.43	593,913.57	22,350,000.00
03/15/2024	Interest	91282CED9	7,000,000.00	US Treasury Note 1.75% Due 3/15/2025	0.00	61,250.00	61,250.00
03/15/2024	Interest	880591EZ1	3,500,000.00	Tennessee Valley Authority Note 3.875% Due 3/15/2028	0.00	67,812.50	67,812.50
03/15/2024	Paydown	89240BAC2	582,348.86	Toyota Auto Receivables Owners 2021-A A3 0.26% Due 5/15/2025	145,658.18	31.56	145,689.74
03/15/2024	Paydown	44891WAC3	632,956.98	Hyundai Auto Lease Trust 2022-A A3 1.16% Due 1/15/2025	126,753.65	245.21	126,998.86
03/15/2024	Paydown	448977AD0	1,350,000.00	Hyundai Auto Receivables Trust 2022-A A3 2.22% Due 10/15/2026	70,506.24	2,107.19	72,613.43
03/15/2024	Paydown	44933LAC7	449,319.88	Hyundai Auto Receivables Trust 2021-A A3 0.38% Due 9/15/2025	74,898.80	71.18	74,969.98
03/15/2024	Paydown	47787JAC2	902,917.05	John Deere Owner Trust 2022-A A3 2.32% Due 9/16/2026	40,647.46	1,510.49	42,157.95
03/15/2024	Paydown	47789QAC4	832,013.46	John Deere Owner Trust 2021-B A3 0.52% Due 3/16/2026	51,979.39	292.98	52,272.37
03/15/2024	Paydown	161571HT4	3,645,000.00	Chase Issuance Trust 23-A1 A 5.16% Due 9/15/2028	0.00	15,673.50	15,673.50

City of Corona Consolidated

Account #10003

Cash Flow Report

As of November 30, 2023



Payment Date	Transaction Type	CUSIP	Quantity	Security Description	Principal Amount	Income	Total Amount
03/15/2024	Paydown	43815BAC4	1,650,000.00	Honda Auto Receivables Trust 2022-1 A3 1.88% Due 5/15/2026	89,464.85	2,168.17	91,633.02
03/15/2024	Paydown	89236XAC0	21,880.08	Toyota Auto Receivables 2020-D A3 0.35% Due 1/15/2025	1,585.47	4.98	1,590.45
03/15/2024	Paydown	47800CAC0	1,880,000.00	John Deere Owner Trust 2023-A A3 5.01% Due 11/15/2027	35,900.52	7,403.07	43,303.59
03/15/2024	Paydown	02582JIT8	2,765,000.00	American Express Credit Trust 2022-2 A 3.39% Due 5/17/2027	0.00	7,811.13	7,811.13
03/15/2024	Paydown	44935FAD6	542,679.42	Hyundai Auto Receivables Trust 2021-C A3 0.74% Due 5/15/2026	38,740.20	263.01	39,003.21
03/15/2024	Paydown	89238JAC9	723,986.41	Toyota Auto Receivables Trust 2021-D A3 0.71% Due 4/15/2026	48,151.54	342.99	48,494.53
03/16/2024	Paydown	380146AC4	584,109.90	GM Financial Auto Receivables 2022-1 A3 1.26% Due 11/16/2026	31,671.09	514.42	32,185.51
03/16/2024	Paydown	362554AC1	597,234.57	GM Financial Securitized Term 2021-4 A3 0.68% Due 9/16/2026	37,287.97	275.07	37,563.04
03/17/2024	Interest	931142ER0	785,000.00	Wal-Mart Stores Callable Note Cont 08/17/2026 1.05% Due 9/17/2026	0.00	4,121.25	4,121.25
03/20/2024	Paydown	36265MAC9	1,287,954.81	GM Financial Auto Lease Trust 2022-1 A3 1.9% Due 3/20/2025	258,715.12	821.06	259,536.18
03/20/2024	Paydown	89238LAC4	1,859,068.58	Toyota Lease Owner Trust 2022-A A3 1.96% Due 2/20/2025	265,580.35	1,738.47	267,318.82
03/20/2024	Paydown	92348KAV5	1,150,000.00	Verizon Master Trust 2022-5 A1A 3.72% Due 7/20/2027	66,394.73	3,155.26	69,549.99
03/21/2024	Paydown	43815GAC3	766,593.41	Honda Auto Receivables Trust 2021-4 A3 0.88% Due 1/21/2026	51,058.53	449.89	51,508.42
03/21/2024	Paydown	43813GAC5	155,363.54	Honda Auto Receivables Trust 2021-1 A3 0.27% Due 4/21/2025	38,854.97	8.74	38,863.71
03/23/2024	Interest	3137EAEX3	6,295,000.00	FHLMC Note 0.375% Due 9/23/2025	0.00	11,803.13	11,803.13
03/25/2024	Paydown	3137FBBX3	2,650,000.00	FHLMC K068 A2 3.244% Due 8/25/2027	0.00	7,163.83	7,163.83
03/25/2024	Paydown	3137FJEH8	3,148,000.00	FHLMC K081 A2 3.9% Due 8/25/2028	0.00	10,231.00	10,231.00

City of Corona Consolidated

Account #10003

Cash Flow Report

As of November 30, 2023



Payment Date	Transaction Type	CUSIP	Quantity	Security Description	Principal Amount	Income	Total Amount
03/25/2024	Paydown	05601XAC3	354,609.75	BMW Vehicle Lease Trust 2022-1 A3 1.1% Due 3/25/2025	89,234.90	81.80	89,316.70
03/25/2024	Paydown	05602RAD3	1,065,000.00	BMW Vehicle Owner Trust 2022-A A3 3.21% Due 8/25/2026	103,391.89	1,894.14	105,286.03
03/25/2024	Paydown	3137BSP72	1,500,000.00	FHLMC K058 A2 2.653% Due 8/25/2026	0.00	3,316.25	3,316.25
03/25/2024	Paydown	3137FGR31	1,997,000.00	FHLMC K078 A2 3.854% Due 6/25/2028	0.00	6,413.70	6,413.70
03/25/2024	Paydown	3137F4D41	3,000,000.00	FHLMC K074 A2 3.6% Due 1/25/2028	55,556.54	8,503.50	64,060.04
03/25/2024	Paydown	3137FEBQ2	4,690,000.00	FHLMC K072 A2 3.444% Due 12/25/2027	0.00	13,460.30	13,460.30
03/25/2024	Paydown	3137FETN0	6,000,000.00	FHLMC K073 A2 3.35% Due 1/25/2028	0.00	16,750.00	16,750.00
03/25/2024	Paydown	3137FJKE8	2,500,000.00	FHLMC K082 A2 3.92% Due 9/25/2028	0.00	8,166.67	8,166.67
03/25/2024	Paydown	3137BSRE5	3,000,000.00	FHLMC K059 A2 3.12% Due 9/25/2026	0.00	7,800.00	7,800.00
03/25/2024	Paydown	3137FG6X8	5,320,000.00	FHLMC K077 A2 3.85% Due 5/25/2028	90,252.29	16,205.99	106,458.28
03/31/2024	Interest	91282CAM3	3,200,000.00	US Treasury Note 0.25% Due 9/30/2025	0.00	4,000.00	4,000.00
03/31/2024	Interest	91282CJA0	5,800,000.00	US Treasury Note 4.625% Due 9/30/2028	0.00	134,125.00	134,125.00
03/31/2024	Interest	91282CCZ2	3,130,000.00	US Treasury Note 0.875% Due 9/30/2026	0.00	13,693.75	13,693.75
03/31/2024	Interest	91282CFM8	2,800,000.00	US Treasury Note 4.125% Due 9/30/2027	0.00	57,750.00	57,750.00
MAR 2024					23,568,371.11	1,309,782.25	24,878,153.36
04/01/2024	Interest	13063DRK6	3,385,000.00	California State Taxable GO 2.4% Due 10/1/2024	0.00	40,620.00	40,620.00
04/07/2024	Interest	69371RR73	2,970,000.00	Paccar Financial Corp Note 2.85% Due 4/7/2025	0.00	42,322.50	42,322.50

City of Corona Consolidated

Account #10003

Cash Flow Report

As of November 30, 2023



Payment Date	Transaction Type	CUSIP	Quantity	Security Description	Principal Amount	Income	Total Amount
04/11/2024	Maturity	912797HF7	26,000,000.00	US Treasury Bill 5.3% Due 4/11/2024	25,379,900.00	620,100.00	26,000,000.00
04/14/2024	Interest	78016EZ59	1,270,000.00	Royal Bank of Canada Note 3.375% Due 4/14/2025	0.00	21,431.25	21,431.25
04/15/2024	Interest	3135G0W66	3,500,000.00	FNMA Note 1.625% Due 10/15/2024	0.00	28,437.50	28,437.50
04/15/2024	Paydown	161571HT4	3,645,000.00	Chase Issuance Trust 23-A1 A 5.16% Due 9/15/2028	0.00	15,673.50	15,673.50
04/15/2024	Paydown	43815BAC4	1,650,000.00	Honda Auto Receivables Trust 2022-1 A3 1.88% Due 5/15/2026	89,857.00	2,028.01	91,885.01
04/15/2024	Paydown	89238JAC9	723,986.41	Toyota Auto Receivables Trust 2021-D A3 0.71% Due 4/15/2026	48,180.03	314.50	48,494.53
04/15/2024	Paydown	02582JIT8	2,765,000.00	American Express Credit Trust 2022-2 A 3.39% Due 5/17/2027	0.00	7,811.13	7,811.13
04/15/2024	Paydown	448977AD0	1,350,000.00	Hyundai Auto Receivables Trust 2022-A A3 2.22% Due 10/15/2026	70,596.71	1,976.76	72,573.47
04/15/2024	Paydown	47787JAC2	902,917.05	John Deere Owner Trust 2022-A A3 2.32% Due 9/16/2026	40,699.63	1,431.90	42,131.53
04/15/2024	Paydown	47800CAC0	1,880,000.00	John Deere Owner Trust 2023-A A3 5.01% Due 11/15/2027	36,050.40	7,253.19	43,303.59
04/15/2024	Paydown	89236XAC0	21,880.08	Toyota Auto Receivables 2020-D A3 0.35% Due 1/15/2025	1,579.24	4.52	1,583.76
04/15/2024	Paydown	44891WAC3	632,956.98	Hyundai Auto Lease Trust 2022-A A3 1.16% Due 1/15/2025	126,916.31	122.69	127,039.00
04/15/2024	Paydown	44933LAC7	449,319.88	Hyundai Auto Receivables Trust 2021-A A3 0.38% Due 9/15/2025	74,923.14	47.46	74,970.60
04/15/2024	Paydown	44935FAD6	542,679.42	Hyundai Auto Receivables Trust 2021-C A3 0.74% Due 5/15/2026	38,746.66	239.12	38,985.78
04/15/2024	Paydown	47789QAC4	832,013.46	John Deere Owner Trust 2021-B A3 0.52% Due 3/16/2026	51,984.16	270.45	52,254.61
04/16/2024	Paydown	362554AC1	597,234.57	GM Financial Securitized Term 2021-4 A3 0.68% Due 9/16/2026	37,296.67	253.94	37,550.61
04/16/2024	Paydown	380146AC4	584,109.90	GM Financial Auto Receivables 2022-1 A3 1.26% Due 11/16/2026	31,809.91	481.17	32,291.08

City of Corona Consolidated

Account #10003

Cash Flow Report

As of November 30, 2023



Payment Date	Transaction Type	CUSIP	Quantity	Security Description	Principal Amount	Income	Total Amount
04/20/2024	Interest	4581X0DV7	6,390,000.00	Inter-American Dev Bank Note 0.875% Due 4/20/2026	0.00	27,956.25	27,956.25
04/20/2024	Paydown	92348KAV5	1,150,000.00	Verizon Master Trust 2022-5 A1A 3.72% Due 7/20/2027	66,600.55	2,949.44	69,549.99
04/20/2024	Paydown	36265MAC9	1,287,954.81	GM Financial Auto Lease Trust 2022-1 A3 1.9% Due 3/20/2025	259,849.15	411.43	260,260.58
04/20/2024	Paydown	89238LAC4	1,859,068.58	Toyota Lease Owner Trust 2022-A A3 1.96% Due 2/20/2025	265,921.18	1,304.69	267,225.87
04/21/2024	Paydown	43815GAC3	766,593.41	Honda Auto Receivables Trust 2021-4 A3 0.88% Due 1/21/2026	51,070.44	412.45	51,482.89
04/22/2024	Interest	3135G03U5	5,270,000.00	FNMA Note 0.625% Due 4/22/2025	0.00	16,468.75	16,468.75
04/22/2024	Interest	46647PBK1	1,000,000.00	JP Morgan Chase & Co Callable Note Cont 4/22/2025 2.083% Due 4/22/2026	0.00	10,415.00	10,415.00
04/23/2024	Interest	06051GHT9	3,000,000.00	Bank of America Corp Callable Note 1X 4/23/2026 3.559% Due 4/23/2027	0.00	53,385.01	53,385.01
04/25/2024	Paydown	3137BSRE5	3,000,000.00	FHLMC K059 A2 3.12% Due 9/25/2026	0.00	7,800.00	7,800.00
04/25/2024	Paydown	05602RAD3	1,065,000.00	BMW Vehicle Owner Trust 2022-A A3 3.21% Due 8/25/2026	95,577.81	1,617.57	97,195.38
04/25/2024	Paydown	3137FEBQ2	4,690,000.00	FHLMC K072 A2 3.444% Due 12/25/2027	0.00	13,460.30	13,460.30
04/25/2024	Paydown	3137FETN0	6,000,000.00	FHLMC K073 A2 3.35% Due 1/25/2028	0.00	16,750.00	16,750.00
04/25/2024	Paydown	3137FGR31	1,997,000.00	FHLMC K078 A2 3.854% Due 6/25/2028	0.00	6,413.70	6,413.70
04/25/2024	Paydown	3137FJEH8	3,148,000.00	FHLMC K081 A2 3.9% Due 8/25/2028	0.00	10,231.00	10,231.00
04/25/2024	Paydown	3137FBBX3	2,650,000.00	FHLMC K068 A2 3.244% Due 8/25/2027	0.00	7,163.83	7,163.83
04/25/2024	Paydown	3137FG6X8	5,320,000.00	FHLMC K077 A2 3.85% Due 5/25/2028	90,583.22	15,916.43	106,499.65
04/25/2024	Paydown	3137FJKE8	2,500,000.00	FHLMC K082 A2 3.92% Due 9/25/2028	0.00	8,166.67	8,166.67

City of Corona Consolidated

Account #10003

Cash Flow Report

As of November 30, 2023



Payment Date	Transaction Type	CUSIP	Quantity	Security Description	Principal Amount	Income	Total Amount
04/25/2024	Paydown	3137BSP72	1,500,000.00	FHLMC K058 A2 2.653% Due 8/25/2026	0.00	3,316.25	3,316.25
04/25/2024	Paydown	3137F4D41	3,000,000.00	FHLMC K074 A2 3.6% Due 1/25/2028	55,752.38	8,336.83	64,089.21
04/28/2024	Interest	459058JL8	6,300,000.00	Intl. Bank Recon & Development Note 0.5% Due 10/28/2025	0.00	15,750.00	15,750.00
04/28/2024	Interest	6174468Q5	1,600,000.00	Morgan Stanley Callable Note Cont 4/28/2025 2.188% Due 4/28/2026	0.00	17,504.00	17,504.00
04/30/2024	Interest	91282CAT8	6,000,000.00	US Treasury Note 0.25% Due 10/31/2025	0.00	7,500.00	7,500.00
04/30/2024	Interest	91282CDG3	3,120,000.00	US Treasury Note 1.125% Due 10/31/2026	0.00	17,550.00	17,550.00
04/30/2024	Interest	91282CJF9	2,000,000.00	US Treasury Note 4.875% Due 10/31/2028	0.00	48,750.00	48,750.00
04/30/2024	Interest	9128283D0	4,000,000.00	US Treasury Note 2.25% Due 10/31/2024	0.00	45,000.00	45,000.00
APR 2024					26,913,894.59	1,155,349.19	28,069,243.78
05/01/2024	Interest	06367WB85	2,761,000.00	Bank of Montreal Note 1.85% Due 5/1/2025	0.00	25,539.25	25,539.25
05/07/2024	Interest	3135G06G3	6,300,000.00	FNMA Note 0.5% Due 11/7/2025	0.00	15,750.00	15,750.00
05/08/2024	Interest	14913Q3B3	2,593,000.00	Caterpillar Finl Service Note 2.15% Due 11/8/2024	0.00	27,874.75	27,874.75
05/10/2024	Interest	037833ET3	1,650,000.00	Apple Inc Callable Note Cont 4/10/2028 4% Due 5/10/2028	0.00	33,000.00	33,000.00
05/10/2024	Interest	665859AW4	1,345,000.00	Northern Trust Company Callable Note Cont 4/10/2027 4% Due 5/10/2027	0.00	26,900.00	26,900.00
05/12/2024	Interest	023135BX3	4,865,000.00	Amazon.com Inc Callable Note Cont 4/12/2026 1% Due 5/12/2026	0.00	24,325.00	24,325.00
05/15/2024	Interest	91324PEG3	1,365,000.00	United Health Group Inc Callable Note Cont 4/15/2027 3.7% Due 5/15/2027	0.00	25,252.50	25,252.50

City of Corona Consolidated

Account #10003

Cash Flow Report

As of November 30, 2023



Payment Date	Transaction Type	CUSIP	Quantity	Security Description	Principal Amount	Income	Total Amount
05/15/2024	Interest	91324PEC2	805,000.00	United Health Group Inc Callable Note Cont 4/15/2026 1.15% Due 5/15/2026	0.00	4,628.75	4,628.75
05/15/2024	Paydown	02582JIT8	2,765,000.00	American Express Credit Trust 2022-2 A 3.39% Due 5/17/2027	0.00	7,811.13	7,811.13
05/15/2024	Paydown	161571HT4	3,645,000.00	Chase Issuance Trust 23-A1 A 5.16% Due 9/15/2028	0.00	15,673.50	15,673.50
05/15/2024	Paydown	43815BAC4	1,650,000.00	Honda Auto Receivables Trust 2022-1 A3 1.88% Due 5/15/2026	90,250.87	1,887.24	92,138.11
05/15/2024	Paydown	89238JAC9	723,986.41	Toyota Auto Receivables Trust 2021-D A3 0.71% Due 4/15/2026	48,208.54	285.99	48,494.53
05/15/2024	Paydown	47789QAC4	832,013.46	John Deere Owner Trust 2021-B A3 0.52% Due 3/16/2026	51,988.92	247.93	52,236.85
05/15/2024	Paydown	448977AD0	1,350,000.00	Hyundai Auto Receivables Trust 2022-A A3 2.22% Due 10/15/2026	70,687.32	1,846.15	72,533.47
05/15/2024	Paydown	44933LAC7	449,319.88	Hyundai Auto Receivables Trust 2021-A A3 0.38% Due 9/15/2025	74,947.50	23.73	74,971.23
05/15/2024	Paydown	47787JAC2	902,917.05	John Deere Owner Trust 2022-A A3 2.32% Due 9/16/2026	40,751.85	1,353.22	42,105.07
05/15/2024	Paydown	47800CAC0	1,880,000.00	John Deere Owner Trust 2023-A A3 5.01% Due 11/15/2027	36,200.91	7,102.68	43,303.59
05/15/2024	Paydown	44935FAD6	542,679.42	Hyundai Auto Receivables Trust 2021-C A3 0.74% Due 5/15/2026	38,753.12	215.22	38,968.34
05/15/2024	Paydown	89236XAC0	21,880.08	Toyota Auto Receivables 2020-D A3 0.35% Due 1/15/2025	1,572.94	4.06	1,577.00
05/16/2024	Maturity	912797FH5	26,000,000.00	US Treasury Bill 5.228% Due 5/16/2024	25,256,214.46	743,785.54	26,000,000.00
05/16/2024	Paydown	380146AC4	584,109.90	GM Financial Auto Receivables 2022-1 A3 1.26% Due 11/16/2026	31,949.35	447.76	32,397.11
05/16/2024	Paydown	362554AC1	597,234.57	GM Financial Securitized Term 2021-4 A3 0.68% Due 9/16/2026	37,305.37	232.81	37,538.18
05/17/2024	Interest	58933YBH7	1,975,000.00	Merck & Co Callable Note Cont 4/17/2028 4.05% Due 5/17/2028	0.00	39,993.75	39,993.75

City of Corona Consolidated

Account #10003

Cash Flow Report

As of November 30, 2023



Payment Date	Transaction Type	CUSIP	Quantity	Security Description	Principal Amount	Income	Total Amount
05/18/2024	Interest	22160KAM7	2,500,000.00	Costco Wholesale Corp Callable Note Cont 2/18/2027 3% Due 5/18/2027	0.00	37,500.00	37,500.00
05/20/2024	Paydown	92348KAV5	1,150,000.00	Verizon Master Trust 2022-5 A1A 3.72% Due 7/20/2027	66,807.02	2,742.97	69,549.99
05/20/2024	Paydown	89238LAC4	1,859,068.58	Toyota Lease Owner Trust 2022-A A3 1.96% Due 2/20/2025	266,262.44	870.35	267,132.79
05/21/2024	Paydown	43815GAC3	766,593.41	Honda Auto Receivables Trust 2021-4 A3 0.88% Due 1/21/2026	51,082.36	375.00	51,457.36
05/25/2024	Paydown	3137FBBX3	2,650,000.00	FHLMC K068 A2 3.244% Due 8/25/2027	0.00	7,163.83	7,163.83
05/25/2024	Paydown	3137FJKE8	2,500,000.00	FHLMC K082 A2 3.92% Due 9/25/2028	0.00	8,166.67	8,166.67
05/25/2024	Paydown	05602RAD3	1,065,000.00	BMW Vehicle Owner Trust 2022-A A3 3.21% Due 8/25/2026	87,748.66	1,361.90	89,110.56
05/25/2024	Paydown	3137BSP72	1,500,000.00	FHLMC K058 A2 2.653% Due 8/25/2026	0.00	3,316.25	3,316.25
05/25/2024	Paydown	3137BSRE5	3,000,000.00	FHLMC K059 A2 3.12% Due 9/25/2026	0.00	7,800.00	7,800.00
05/25/2024	Paydown	3137FGR31	1,997,000.00	FHLMC K078 A2 3.854% Due 6/25/2028	0.00	6,413.70	6,413.70
05/25/2024	Paydown	3137F4D41	3,000,000.00	FHLMC K074 A2 3.6% Due 1/25/2028	55,948.91	8,169.57	64,118.48
05/25/2024	Paydown	3137FEBQ2	4,690,000.00	FHLMC K072 A2 3.444% Due 12/25/2027	0.00	13,460.30	13,460.30
05/25/2024	Paydown	3137FETN0	6,000,000.00	FHLMC K073 A2 3.35% Due 1/25/2028	0.00	16,750.00	16,750.00
05/25/2024	Paydown	3137FG6X8	5,320,000.00	FHLMC K077 A2 3.85% Due 5/25/2028	90,915.36	15,625.80	106,541.16
05/25/2024	Paydown	3137FJEH8	3,148,000.00	FHLMC K081 A2 3.9% Due 8/25/2028	0.00	10,231.00	10,231.00
05/31/2024	Interest	91282CAZ4	3,800,000.00	US Treasury Note 0.375% Due 11/30/2025	0.00	7,125.00	7,125.00

City of Corona Consolidated

Account #10003

Cash Flow Report

As of November 30, 2023



Payment Date	Transaction Type	CUSIP	Quantity	Security Description	Principal Amount	Income	Total Amount
05/31/2024	Interest	91282CET4	2,400,000.00	US Treasury Note 2.625% Due 5/31/2027	0.00	31,500.00	31,500.00
05/31/2024	Interest	91282CFZ9	4,600,000.00	US Treasury Note 3.875% Due 11/30/2027	0.00	89,125.00	89,125.00
05/31/2024	Interest	91282CHE4	7,000,000.00	US Treasury Note 3.625% Due 5/31/2028	0.00	126,875.00	126,875.00
MAY 2024					26,397,595.90	1,398,753.30	27,796,349.20
06/01/2024	Interest	46647PCH7	3,295,000.00	JP Morgan Chase & Co Callable Note Cont 6/1/2024 0.824% Due 6/1/2025	0.00	13,575.40	13,575.40
06/06/2024	Interest	74153WCQ0	1,975,000.00	Pricoa Global Funding Note 1.15% Due 12/6/2024	0.00	11,356.25	11,356.25
06/08/2024	Interest	89115A2C5	1,400,000.00	Toronto-Dominion Bank Note 4.108% Due 6/8/2027	0.00	28,756.00	28,756.00
06/10/2024	Interest	40139LBC6	3,000,000.00	Guardian Life Glob Fun Note 0.875% Due 12/10/2025	0.00	13,125.00	13,125.00
06/14/2024	Maturity	3130A1XJ2	5,500,000.00	FHLB Note 2.875% Due 6/14/2024	5,500,000.00	79,062.51	5,579,062.51
06/15/2024	Interest	63743HFE7	940,000.00	National Rural Utilities Note 3.45% Due 6/15/2025	0.00	16,215.00	16,215.00
06/15/2024	Interest	74340XCG4	4,000,000.00	Prologis LP Callable Note Cont 5/15/2028 4.875% Due 6/15/2028	0.00	97,500.00	97,500.00
06/15/2024	Paydown	89238JAC9	723,986.41	Toyota Auto Receivables Trust 2021-D A3 0.71% Due 4/15/2026	48,237.06	257.47	48,494.53
06/15/2024	Paydown	44935FAD6	542,679.42	Hyundai Auto Receivables Trust 2021-C A3 0.74% Due 5/15/2026	38,759.57	191.33	38,950.90
06/15/2024	Paydown	47800CAC0	1,880,000.00	John Deere Owner Trust 2023-A A3 5.01% Due 11/15/2027	36,352.05	6,951.54	43,303.59
06/15/2024	Paydown	89236XAC0	21,880.08	Toyota Auto Receivables 2020-D A3 0.35% Due 1/15/2025	1,566.59	3.60	1,570.19
06/15/2024	Paydown	161571HT4	3,645,000.00	Chase Issuance Trust 23-A1 A 5.16% Due 9/15/2028	0.00	15,673.50	15,673.50
06/15/2024	Paydown	43815BAC4	1,650,000.00	Honda Auto Receivables Trust 2022-1 A3 1.88% Due 5/15/2026	90,646.47	1,745.84	92,392.31

City of Corona Consolidated

Account #10003

Cash Flow Report

As of November 30, 2023



Payment Date	Transaction Type	CUSIP	Quantity	Security Description	Principal Amount	Income	Total Amount
06/15/2024	Paydown	47789QAC4	832,013.46	John Deere Owner Trust 2021-B A3 0.52% Due 3/16/2026	51,993.69	225.40	52,219.09
06/15/2024	Paydown	02582JIT8	2,765,000.00	American Express Credit Trust 2022-2 A 3.39% Due 5/17/2027	0.00	7,811.13	7,811.13
06/15/2024	Paydown	448977AD0	1,350,000.00	Hyundai Auto Receivables Trust 2022-A A3 2.22% Due 10/15/2026	70,778.03	1,715.38	72,493.41
06/15/2024	Paydown	47787JAC2	902,917.05	John Deere Owner Trust 2022-A A3 2.32% Due 9/16/2026	40,804.15	1,274.43	42,078.58
06/16/2024	Paydown	362554AC1	597,234.57	GM Financial Securitized Term 2021-4 A3 0.68% Due 9/16/2026	37,314.08	211.67	37,525.75
06/16/2024	Paydown	380146AC4	584,109.90	GM Financial Auto Receivables 2022-1 A3 1.26% Due 11/16/2026	32,089.39	414.22	32,503.61
06/17/2024	Interest	3135G04Z3	6,200,000.00	FNMA Note 0.5% Due 6/17/2025	0.00	15,500.00	15,500.00
06/18/2024	Interest	89236TJK2	3,325,000.00	Toyota Motor Credit Corp Note 1.125% Due 6/18/2026	0.00	18,703.13	18,703.13
06/19/2024	Interest	06051GJD2	3,000,000.00	Bank of America Corp Callable Note Cont 6/19/2025 1.319% Due 6/19/2026	0.00	19,785.00	19,785.00
06/20/2024	Interest	3130AQF40	4,300,000.00	FHLB Note 1% Due 12/20/2024	0.00	21,500.00	21,500.00
06/20/2024	Paydown	92348KAV5	1,150,000.00	Verizon Master Trust 2022-5 A1A 3.72% Due 7/20/2027	67,014.12	2,535.87	69,549.99
06/20/2024	Paydown	89238LAC4	1,859,068.58	Toyota Lease Owner Trust 2022-A A3 1.96% Due 2/20/2025	266,604.15	435.45	267,039.60
06/21/2024	Paydown	43815GAC3	766,593.41	Honda Auto Receivables Trust 2021-4 A3 0.88% Due 1/21/2026	51,094.28	337.54	51,431.82
06/23/2024	Interest	46647PCK0	1,565,000.00	JP Morgan Chase & Co Callable Note Cont 6/23/2024 0.969% Due 6/23/2025	0.00	7,582.43	7,582.43
06/25/2024	Paydown	05602RAD3	1,065,000.00	BMW Vehicle Owner Trust 2022-A A3 3.21% Due 8/25/2026	79,904.40	1,127.17	81,031.57
06/25/2024	Paydown	3137FBBX3	2,650,000.00	FHLMC K068 A2 3.244% Due 8/25/2027	0.00	7,163.83	7,163.83
06/25/2024	Paydown	3137FJEH8	3,148,000.00	FHLMC K081 A2 3.9% Due 8/25/2028	0.00	10,231.00	10,231.00

City of Corona Consolidated

Account #10003

Cash Flow Report

As of November 30, 2023



Payment Date	Transaction Type	CUSIP	Quantity	Security Description	Principal Amount	Income	Total Amount
06/25/2024	Paydown	3137BSP72	1,500,000.00	FHLMC K058 A2 2.653% Due 8/25/2026	0.00	3,316.25	3,316.25
06/25/2024	Paydown	3137BSRE5	3,000,000.00	FHLMC K059 A2 3.12% Due 9/25/2026	0.00	7,800.00	7,800.00
06/25/2024	Paydown	3137F4D41	3,000,000.00	FHLMC K074 A2 3.6% Due 1/25/2028	56,146.13	8,001.72	64,147.85
06/25/2024	Paydown	3137FETN0	6,000,000.00	FHLMC K073 A2 3.35% Due 1/25/2028	0.00	16,750.00	16,750.00
06/25/2024	Paydown	3137FG6X8	5,320,000.00	FHLMC K077 A2 3.85% Due 5/25/2028	91,248.71	15,334.12	106,582.83
06/25/2024	Paydown	3137FEBQ2	4,690,000.00	FHLMC K072 A2 3.444% Due 12/25/2027	0.00	13,460.30	13,460.30
06/25/2024	Paydown	3137FGR31	1,997,000.00	FHLMC K078 A2 3.854% Due 6/25/2028	0.00	6,413.70	6,413.70
06/25/2024	Paydown	3137FJKE8	2,500,000.00	FHLMC K082 A2 3.92% Due 9/25/2028	0.00	8,166.67	8,166.67
06/30/2024	Interest	3130AWN63	3,000,000.00	FHLB Note 4% Due 6/30/2028	0.00	60,000.00	60,000.00
06/30/2024	Interest	91282CEW7	6,650,000.00	US Treasury Note 3.25% Due 6/30/2027	0.00	108,062.50	108,062.50
06/30/2024	Interest	91282CGC9	7,000,000.00	US Treasury Note 3.875% Due 12/31/2027	0.00	135,625.00	135,625.00
JUN 2024					6,560,552.87	783,897.35	7,344,450.22
07/01/2024	Interest	66815L2J7	2,350,000.00	Northwestern Mutual Glbl Note 4% Due 7/1/2025	0.00	47,000.00	47,000.00
07/07/2024	Interest	3135G0X24	4,220,000.00	FNMA Note 1.625% Due 1/7/2025	0.00	34,287.50	34,287.50
07/11/2024	Interest	59217GER6	2,485,000.00	Metlife Note 1.875% Due 1/11/2027	0.00	23,296.88	23,296.88
07/13/2024	Interest	89236TJT3	2,700,000.00	Toyota Motor Credit Corp Note 1.45% Due 1/13/2025	0.00	19,575.00	19,575.00
07/14/2024	Interest	66815L2A6	1,870,000.00	Northwestern Mutual Glbl Note 0.8% Due 1/14/2026	0.00	7,480.00	7,480.00

City of Corona Consolidated

Account #10003

Cash Flow Report

As of November 30, 2023



Payment Date	Transaction Type	CUSIP	Quantity	Security Description	Principal Amount	Income	Total Amount
07/14/2024	Interest	64952WEK5	3,745,000.00	New York Life Global Note 1.45% Due 1/14/2025	0.00	27,151.25	27,151.25
07/15/2024	Interest	756109AU8	4,500,000.00	Realty Income Corp Callable Note Cont 10/15/2027 3.65% Due 1/15/2028	0.00	82,125.00	82,125.00
07/15/2024	Paydown	448977AD0	1,350,000.00	Hyundai Auto Receivables Trust 2022-A A3 2.22% Due 10/15/2026	70,868.87	1,584.44	72,453.31
07/15/2024	Paydown	47787JAC2	902,917.05	John Deere Owner Trust 2022-A A3 2.32% Due 9/16/2026	40,856.52	1,195.54	42,052.06
07/15/2024	Paydown	47789QAC4	832,013.46	John Deere Owner Trust 2021-B A3 0.52% Due 3/16/2026	51,998.45	202.87	52,201.32
07/15/2024	Paydown	161571HT4	3,645,000.00	Chase Issuance Trust 23-A1 A 5.16% Due 9/15/2028	0.00	15,673.50	15,673.50
07/15/2024	Paydown	43815BAC4	1,650,000.00	Honda Auto Receivables Trust 2022-1 A3 1.88% Due 5/15/2026	91,043.80	1,603.83	92,647.63
07/15/2024	Paydown	89236XAC0	21,880.08	Toyota Auto Receivables 2020-D A3 0.35% Due 1/15/2025	1,560.17	3.14	1,563.31
07/15/2024	Paydown	02582JIT8	2,765,000.00	American Express Credit Trust 2022-2 A 3.39% Due 5/17/2027	0.00	7,811.13	7,811.13
07/15/2024	Paydown	44935FAD6	542,679.42	Hyundai Auto Receivables Trust 2021-C A3 0.74% Due 5/15/2026	38,766.04	167.42	38,933.46
07/15/2024	Paydown	89238JAC9	723,986.41	Toyota Auto Receivables Trust 2021-D A3 0.71% Due 4/15/2026	48,265.60	228.93	48,494.53
07/15/2024	Paydown	47800CAC0	1,880,000.00	John Deere Owner Trust 2023-A A3 5.01% Due 11/15/2027	36,503.82	6,799.77	43,303.59
07/16/2024	Interest	57629WDE7	2,272,000.00	Mass Mutual Global funding Note 1.2% Due 7/16/2026	0.00	13,632.00	13,632.00
07/16/2024	Paydown	380146AC4	584,109.90	GM Financial Auto Receivables 2022-1 A3 1.26% Due 11/16/2026	32,230.06	380.52	32,610.58
07/16/2024	Paydown	362554AC1	597,234.57	GM Financial Securitized Term 2021-4 A3 0.68% Due 9/16/2026	37,322.79	190.52	37,513.31
07/20/2024	Interest	24422EWR6	2,450,000.00	John Deere Capital Corp Note 4.75% Due 1/20/2028	0.00	58,187.50	58,187.50
07/20/2024	Paydown	92348KAV5	1,150,000.00	Verizon Master Trust 2022-5 A1A 3.72% Due 7/20/2027	67,221.86	2,328.13	69,549.99

City of Corona Consolidated

Account #10003

Cash Flow Report

As of November 30, 2023



Payment Date	Transaction Type	CUSIP	Quantity	Security Description	Principal Amount	Income	Total Amount
07/21/2024	Interest	90331HPL1	4,145,000.00	US Bank NA Callable Note Cont 12/21/2024 2.05% Due 1/21/2025	0.00	42,486.25	42,486.25
07/21/2024	Interest	3137EAEU9	6,300,000.00	FHLMC Note 0.375% Due 7/21/2025	0.00	11,812.50	11,812.50
07/21/2024	Paydown	43815GAC3	766,593.41	Honda Auto Receivables Trust 2021-4 A3 0.88% Due 1/21/2026	51,106.20	300.07	51,406.27
07/25/2024	Paydown	3137F4D41	3,000,000.00	FHLMC K074 A2 3.6% Due 1/25/2028	56,344.05	7,833.28	64,177.33
07/25/2024	Paydown	3137FEBQ2	4,690,000.00	FHLMC K072 A2 3.444% Due 12/25/2027	0.00	13,460.30	13,460.30
07/25/2024	Paydown	3137FETN0	6,000,000.00	FHLMC K073 A2 3.35% Due 1/25/2028	0.00	16,750.00	16,750.00
07/25/2024	Paydown	3137FJKE8	2,500,000.00	FHLMC K082 A2 3.92% Due 9/25/2028	0.00	8,166.67	8,166.67
07/25/2024	Paydown	3137BSRE5	3,000,000.00	FHLMC K059 A2 3.12% Due 9/25/2026	0.00	7,800.00	7,800.00
07/25/2024	Paydown	05602RAD3	1,065,000.00	BMW Vehicle Owner Trust 2022-A A3 3.21% Due 8/25/2026	72,045.01	913.43	72,958.44
07/25/2024	Paydown	3137BSP72	1,500,000.00	FHLMC K058 A2 2.653% Due 8/25/2026	0.00	3,316.25	3,316.25
07/25/2024	Paydown	3137FGR31	1,997,000.00	FHLMC K078 A2 3.854% Due 6/25/2028	0.00	6,413.70	6,413.70
07/25/2024	Paydown	3137FBXB3	2,650,000.00	FHLMC K068 A2 3.244% Due 8/25/2027	0.00	7,163.83	7,163.83
07/25/2024	Paydown	3137FG6X8	5,320,000.00	FHLMC K077 A2 3.85% Due 5/25/2028	91,583.29	15,041.37	106,624.66
07/25/2024	Paydown	3137FJEH8	3,148,000.00	FHLMC K081 A2 3.9% Due 8/25/2028	0.00	10,231.00	10,231.00
07/31/2024	Interest	91282CGH8	7,000,000.00	US Treasury Note 3.5% Due 1/31/2028	0.00	122,500.00	122,500.00
07/31/2024	Interest	91282CAB7	6,000,000.00	US Treasury Note 0.25% Due 7/31/2025	0.00	7,500.00	7,500.00
07/31/2024	Interest	91282CFB2	1,300,000.00	US Treasury Note 2.75% Due 7/31/2027	0.00	17,875.00	17,875.00

City of Corona Consolidated

Account #10003

Cash Flow Report

As of November 30, 2023



Payment Date	Transaction Type	CUSIP	Quantity	Security Description	Principal Amount	Income	Total Amount
JUL 2024					787,716.53	650,468.52	1,438,185.05
08/01/2024	Interest	78016HZS2	3,500,000.00	ROYAL BANK OF CANADA Note 5.2% Due 8/1/2028	0.00	91,000.00	91,000.00
08/10/2024	Interest	69371RS64	1,670,000.00	Paccar Financial Corp Note 4.95% Due 8/10/2028	0.00	41,332.50	41,332.50
08/12/2024	Interest	3137EAEPO	6,575,000.00	FHLMC Note 1.5% Due 2/12/2025	0.00	49,312.50	49,312.50
08/15/2024	Interest	91324PEP3	1,500,000.00	United Health Group Inc Callable Note Cont 1/15/2028 5.25% Due 2/15/2028	0.00	39,375.00	39,375.00
08/15/2024	Maturity	912828D56	5,000,000.00	US Treasury Note 2.375% Due 8/15/2024	5,000,000.00	59,375.00	5,059,375.00
08/15/2024	Paydown	161571HT4	3,645,000.00	Chase Issuance Trust 23-A1 A 5.16% Due 9/15/2028	0.00	15,673.50	15,673.50
08/15/2024	Paydown	43815BAC4	1,650,000.00	Honda Auto Receivables Trust 2022-1 A3 1.88% Due 5/15/2026	91,442.87	1,461.20	92,904.07
08/15/2024	Paydown	89238JAC9	723,986.41	Toyota Auto Receivables Trust 2021-D A3 0.71% Due 4/15/2026	48,294.16	200.37	48,494.53
08/15/2024	Paydown	02582JIT8	2,765,000.00	American Express Credit Trust 2022-2 A 3.39% Due 5/17/2027	0.00	7,811.13	7,811.13
08/15/2024	Paydown	44935FAD6	542,679.42	Hyundai Auto Receivables Trust 2021-C A3 0.74% Due 5/15/2026	38,772.50	143.52	38,916.02
08/15/2024	Paydown	47787JAC2	902,917.05	John Deere Owner Trust 2022-A A3 2.32% Due 9/16/2026	40,908.95	1,116.55	42,025.50
08/15/2024	Paydown	47789QAC4	832,013.46	John Deere Owner Trust 2021-B A3 0.52% Due 3/16/2026	52,003.22	180.34	52,183.56
08/15/2024	Paydown	448977AD0	1,350,000.00	Hyundai Auto Receivables Trust 2022-A A3 2.22% Due 10/15/2026	70,959.82	1,453.33	72,413.15
08/15/2024	Paydown	47800CAC0	1,880,000.00	John Deere Owner Trust 2023-A A3 5.01% Due 11/15/2027	36,656.22	6,647.37	43,303.59
08/15/2024	Paydown	89236XAC0	21,880.08	Toyota Auto Receivables 2020-D A3 0.35% Due 1/15/2025	1,553.68	2.69	1,556.37
08/16/2024	Paydown	362554AC1	597,234.57	GM Financial Securitized Term 2021-4 A3 0.68% Due 9/16/2026	37,331.50	169.37	37,500.87

City of Corona Consolidated

Account #10003

Cash Flow Report

As of November 30, 2023



Payment Date	Transaction Type	CUSIP	Quantity	Security Description	Principal Amount	Income	Total Amount
08/16/2024	Paydown	380146AC4	584,109.90	GM Financial Auto Receivables 2022-1 A3 1.26% Due 11/16/2026	32,371.33	346.68	32,718.01
08/20/2024	Paydown	92348KAV5	1,150,000.00	Verizon Master Trust 2022-5 A1A 3.72% Due 7/20/2027	67,430.25	2,119.74	69,549.99
08/21/2024	Paydown	43815GAC3	766,593.41	Honda Auto Receivables Trust 2021-4 A3 0.88% Due 1/21/2026	51,118.13	262.59	51,380.72
08/25/2024	Interest	3135G05X7	6,285,000.00	FNMA Note 0.375% Due 8/25/2025	0.00	11,784.38	11,784.38
08/25/2024	Paydown	3137FBBX3	2,650,000.00	FHLMC K068 A2 3.244% Due 8/25/2027	0.00	7,163.83	7,163.83
08/25/2024	Paydown	3137FJKE8	2,500,000.00	FHLMC K082 A2 3.92% Due 9/25/2028	0.00	8,166.67	8,166.67
08/25/2024	Paydown	3137BSP72	1,500,000.00	FHLMC K058 A2 2.653% Due 8/25/2026	0.00	3,316.25	3,316.25
08/25/2024	Paydown	3137F4D41	3,000,000.00	FHLMC K074 A2 3.6% Due 1/25/2028	56,542.66	7,664.25	64,206.91
08/25/2024	Paydown	3137FETN0	6,000,000.00	FHLMC K073 A2 3.35% Due 1/25/2028	0.00	16,750.00	16,750.00
08/25/2024	Paydown	05602RAD3	1,065,000.00	BMW Vehicle Owner Trust 2022-A A3 3.21% Due 8/25/2026	64,170.47	720.71	64,891.18
08/25/2024	Paydown	3137FEBQ2	4,690,000.00	FHLMC K072 A2 3.444% Due 12/25/2027	0.00	13,460.30	13,460.30
08/25/2024	Paydown	3137FGR31	1,997,000.00	FHLMC K078 A2 3.854% Due 6/25/2028	0.00	6,413.70	6,413.70
08/25/2024	Paydown	3137FJEH8	3,148,000.00	FHLMC K081 A2 3.9% Due 8/25/2028	0.00	10,231.00	10,231.00
08/25/2024	Paydown	3137BSRE5	3,000,000.00	FHLMC K059 A2 3.12% Due 9/25/2026	0.00	7,800.00	7,800.00
08/25/2024	Paydown	3137FG6X8	5,320,000.00	FHLMC K077 A2 3.85% Due 5/25/2028	91,919.09	14,747.54	106,666.63
08/31/2024	Interest	91282CGP0	7,000,000.00	US Treasury Note 4% Due 2/29/2028	0.00	140,000.00	140,000.00
08/31/2024	Interest	91282CFH9	3,450,000.00	US Treasury Note 3.125% Due 8/31/2027	0.00	53,906.25	53,906.25

City of Corona Consolidated

Account #10003

Cash Flow Report

As of November 30, 2023



Payment Date	Transaction Type	CUSIP	Quantity	Security Description	Principal Amount	Income	Total Amount
08/31/2024	Interest	912828ZC7	7,000,000.00	US Treasury Note 1.125% Due 2/28/2025	0.00	39,375.00	39,375.00
08/31/2024	Interest	91282CCW9	1,570,000.00	US Treasury Note 0.75% Due 8/31/2026	0.00	5,887.50	5,887.50
08/31/2024	Interest	91282CHX2	1,900,000.00	US Treasury Note 4.375% Due 8/31/2028	0.00	41,562.50	41,562.50
AUG 2024					5,781,474.85	706,933.26	6,488,408.11
09/01/2024	Interest	74456QBX3	3,000,000.00	Public Service EI & Gas Callable Note Cont 6/1/2028 3.65% Due 9/1/2028	0.00	54,750.00	54,750.00
09/01/2024	Interest	46647PCH7	3,295,000.00	JP Morgan Chase & Co Callable Note Cont 6/1/2024 0.824% Due 6/1/2025	0.00	49,260.25	49,260.25
09/03/2024	Interest	808513BY0	1,300,000.00	Charles Schwab Corp Callable Note Cont 2/3/2027 2.45% Due 3/3/2027	0.00	15,925.00	15,925.00
09/09/2024	Interest	57636QAW4	2,090,000.00	MasterCard Inc Callable Note Cont 2/9/28 4.875% Due 3/9/2028	0.00	50,943.75	50,943.75
09/10/2024	Interest	89114TZT2	1,900,000.00	Toronto-Dominion Bank Note 2.8% Due 3/10/2027	0.00	26,600.00	26,600.00
09/13/2024	Maturity	3130A2UW4	4,000,000.00	FHLB Note 2.875% Due 9/13/2024	4,000,000.00	57,500.00	4,057,500.00
09/14/2024	Interest	58989V2D5	1,715,000.00	Met Tower Global Funding Note 1.25% Due 9/14/2026	0.00	10,718.75	10,718.75
09/15/2024	Interest	880591EZ1	3,500,000.00	Tennessee Valley Authority Note 3.875% Due 3/15/2028	0.00	67,812.50	67,812.50
09/15/2024	Interest	91282CED9	7,000,000.00	US Treasury Note 1.75% Due 3/15/2025	0.00	61,250.00	61,250.00
09/15/2024	Paydown	44935FAD6	542,679.42	Hyundai Auto Receivables Trust 2021-C A3 0.74% Due 5/15/2026	38,778.96	119.61	38,898.57
09/15/2024	Paydown	89236XAC0	21,880.08	Toyota Auto Receivables 2020-D A3 0.35% Due 1/15/2025	1,547.13	2.24	1,549.37
09/15/2024	Paydown	448977AD0	1,350,000.00	Hyundai Auto Receivables Trust 2022-A A3 2.22% Due 10/15/2026	71,050.88	1,322.06	72,372.94
09/15/2024	Paydown	47787JAC2	902,917.05	John Deere Owner Trust 2022-A A3 2.32% Due 9/16/2026	40,961.45	1,037.46	41,998.91

City of Corona Consolidated

Account #10003

Cash Flow Report

As of November 30, 2023



Payment Date	Transaction Type	CUSIP	Quantity	Security Description	Principal Amount	Income	Total Amount
09/15/2024	Paydown	47800CAC0	1,880,000.00	John Deere Owner Trust 2023-A A3 5.01% Due 11/15/2027	36,809.26	6,494.33	43,303.59
09/15/2024	Paydown	47789QAC4	832,013.46	John Deere Owner Trust 2021-B A3 0.52% Due 3/16/2026	52,007.99	157.80	52,165.79
09/15/2024	Paydown	02582JIT8	2,765,000.00	American Express Credit Trust 2022-2 A 3.39% Due 5/17/2027	0.00	7,811.13	7,811.13
09/15/2024	Paydown	161571HT4	3,645,000.00	Chase Issuance Trust 23-A1 A 5.16% Due 9/15/2028	0.00	15,673.50	15,673.50
09/15/2024	Paydown	43815BAC4	1,650,000.00	Honda Auto Receivables Trust 2022-1 A3 1.88% Due 5/15/2026	91,843.70	1,317.94	93,161.64
09/15/2024	Paydown	89238JAC9	723,986.41	Toyota Auto Receivables Trust 2021-D A3 0.71% Due 4/15/2026	48,322.73	171.80	48,494.53
09/16/2024	Paydown	380146AC4	584,109.90	GM Financial Auto Receivables 2022-1 A3 1.26% Due 11/16/2026	32,513.22	312.69	32,825.91
09/16/2024	Paydown	362554AC1	597,234.57	GM Financial Securitized Term 2021-4 A3 0.68% Due 9/16/2026	37,340.20	148.22	37,488.42
09/17/2024	Interest	931142ER0	785,000.00	Wal-Mart Stores Callable Note Cont 08/17/2026 1.05% Due 9/17/2026	0.00	4,121.25	4,121.25
09/20/2024	Paydown	92348KAV5	1,150,000.00	Verizon Master Trust 2022-5 A1A 3.72% Due 7/20/2027	67,639.28	1,910.71	69,549.99
09/21/2024	Paydown	43815GAC3	766,593.41	Honda Auto Receivables Trust 2021-4 A3 0.88% Due 1/21/2026	51,130.06	225.10	51,355.16
09/23/2024	Interest	46647PCK0	1,565,000.00	JP Morgan Chase & Co Callable Note Cont 6/23/2024 0.969% Due 6/23/2025	0.00	23,556.73	23,556.73
09/23/2024	Interest	3137EAEX3	6,295,000.00	FHLMC Note 0.375% Due 9/23/2025	0.00	11,803.13	11,803.13
09/25/2024	Paydown	3137F4D41	3,000,000.00	FHLMC K074 A2 3.6% Due 1/25/2028	56,741.98	7,494.62	64,236.60
09/25/2024	Paydown	3137FEBQ2	4,690,000.00	FHLMC K072 A2 3.444% Due 12/25/2027	0.00	13,460.30	13,460.30
09/25/2024	Paydown	3137FETN0	6,000,000.00	FHLMC K073 A2 3.35% Due 1/25/2028	0.00	16,750.00	16,750.00
09/25/2024	Paydown	3137FG6X8	5,320,000.00	FHLMC K077 A2 3.85% Due 5/25/2028	92,256.14	14,452.63	106,708.77

City of Corona Consolidated

Account #10003

Cash Flow Report

As of November 30, 2023



Payment Date	Transaction Type	CUSIP	Quantity	Security Description	Principal Amount	Income	Total Amount
09/25/2024	Paydown	3137FJEH8	3,148,000.00	FHLMC K081 A2 3.9% Due 8/25/2028	0.00	10,231.00	10,231.00
09/25/2024	Paydown	3137BSRE5	3,000,000.00	FHLMC K059 A2 3.12% Due 9/25/2026	0.00	7,800.00	7,800.00
09/25/2024	Paydown	3137FGR31	1,997,000.00	FHLMC K078 A2 3.854% Due 6/25/2028	0.00	6,413.70	6,413.70
09/25/2024	Paydown	05602RAD3	1,065,000.00	BMW Vehicle Owner Trust 2022-A A3 3.21% Due 8/25/2026	56,280.75	549.05	56,829.80
09/25/2024	Paydown	3137BSP72	1,500,000.00	FHLMC K058 A2 2.653% Due 8/25/2026	0.00	3,316.25	3,316.25
09/25/2024	Paydown	3137FBBX3	2,650,000.00	FHLMC K068 A2 3.244% Due 8/25/2027	0.00	7,163.83	7,163.83
09/25/2024	Paydown	3137FJKE8	2,500,000.00	FHLMC K082 A2 3.92% Due 9/25/2028	0.00	8,166.67	8,166.67
09/30/2024	Interest	91282CAM3	3,200,000.00	US Treasury Note 0.25% Due 9/30/2025	0.00	4,000.00	4,000.00
09/30/2024	Interest	91282CCZ2	3,130,000.00	US Treasury Note 0.875% Due 9/30/2026	0.00	13,693.75	13,693.75
09/30/2024	Interest	91282CFM8	2,800,000.00	US Treasury Note 4.125% Due 9/30/2027	0.00	57,750.00	57,750.00
09/30/2024	Interest	91282CJA0	5,800,000.00	US Treasury Note 4.625% Due 9/30/2028	0.00	134,125.00	134,125.00
SEP 2024					4,775,223.73	776,312.75	5,551,536.48
10/01/2024	Maturity	13063DRK6	3,385,000.00	California State Taxable GO 2.4% Due 10/1/2024	3,385,000.00	40,620.00	3,425,620.00
10/07/2024	Interest	69371RR73	2,970,000.00	Paccar Financial Corp Note 2.85% Due 4/7/2025	0.00	42,322.50	42,322.50
10/14/2024	Interest	78016EZ59	1,270,000.00	Royal Bank of Canada Note 3.375% Due 4/14/2025	0.00	21,431.25	21,431.25
10/15/2024	Maturity	3135G0W66	3,500,000.00	FNMA Note 1.625% Due 10/15/2024	3,500,000.00	28,437.50	3,528,437.50
10/15/2024	Paydown	44935FAD6	542,679.42	Hyundai Auto Receivables Trust 2021-C A3 0.74% Due 5/15/2026	38,785.43	95.69	38,881.12

City of Corona Consolidated

Account #10003

Cash Flow Report

As of November 30, 2023



Payment Date	Transaction Type	CUSIP	Quantity	Security Description	Principal Amount	Income	Total Amount
10/15/2024	Paydown	47787JAC2	902,917.05	John Deere Owner Trust 2022-A A3 2.32% Due 9/16/2026	41,014.02	958.27	41,972.29
10/15/2024	Paydown	89238JAC9	723,986.41	Toyota Auto Receivables Trust 2021-D A3 0.71% Due 4/15/2026	48,351.32	143.21	48,494.53
10/15/2024	Paydown	47800CAC0	1,880,000.00	John Deere Owner Trust 2023-A A3 5.01% Due 11/15/2027	36,962.94	6,340.65	43,303.59
10/15/2024	Paydown	89236XAC0	21,880.08	Toyota Auto Receivables 2020-D A3 0.35% Due 1/15/2025	1,540.51	1.79	1,542.30
10/15/2024	Paydown	02582JIT8	2,765,000.00	American Express Credit Trust 2022-2 A 3.39% Due 5/17/2027	0.00	7,811.13	7,811.13
10/15/2024	Paydown	448977AD0	1,350,000.00	Hyundai Auto Receivables Trust 2022-A A3 2.22% Due 10/15/2026	71,142.06	1,190.61	72,332.67
10/15/2024	Paydown	161571HT4	3,645,000.00	Chase Issuance Trust 23-A1 A 5.16% Due 9/15/2028	0.00	15,673.50	15,673.50
10/15/2024	Paydown	43815BAC4	1,650,000.00	Honda Auto Receivables Trust 2022-1 A3 1.88% Due 5/15/2026	92,246.28	1,174.05	93,420.33
10/15/2024	Paydown	47789QAC4	832,013.46	John Deere Owner Trust 2021-B A3 0.52% Due 3/16/2026	52,012.76	135.26	52,148.02
10/16/2024	Paydown	362554AC1	597,234.57	GM Financial Securitized Term 2021-4 A3 0.68% Due 9/16/2026	37,348.92	127.06	37,475.98
10/16/2024	Paydown	380146AC4	584,109.90	GM Financial Auto Receivables 2022-1 A3 1.26% Due 11/16/2026	32,655.74	278.55	32,934.29
10/20/2024	Interest	4581X0DV7	6,390,000.00	Inter-American Dev Bank Note 0.875% Due 4/20/2026	0.00	27,956.25	27,956.25
10/20/2024	Paydown	92348KAV5	1,150,000.00	Verizon Master Trust 2022-5 A1A 3.72% Due 7/20/2027	67,848.97	1,701.02	69,549.99
10/21/2024	Paydown	43815GAC3	766,593.41	Honda Auto Receivables Trust 2021-4 A3 0.88% Due 1/21/2026	51,141.98	187.61	51,329.59
10/22/2024	Interest	3135G03U5	5,270,000.00	FNMA Note 0.625% Due 4/22/2025	0.00	16,468.75	16,468.75
10/22/2024	Interest	46647PBK1	1,000,000.00	JP Morgan Chase & Co Callable Note Cont 4/22/2025 2.083% Due 4/22/2026	0.00	10,415.00	10,415.00
10/23/2024	Interest	06051GHT9	3,000,000.00	Bank of America Corp Callable Note 1X 4/23/2026 3.559% Due 4/23/2027	0.00	53,385.01	53,385.01

City of Corona Consolidated

Account #10003

Cash Flow Report

As of November 30, 2023



Payment Date	Transaction Type	CUSIP	Quantity	Security Description	Principal Amount	Income	Total Amount
10/25/2024	Paydown	3137BSRE5	3,000,000.00	FHLMC K059 A2 3.12% Due 9/25/2026	0.00	7,800.00	7,800.00
10/25/2024	Paydown	3137F4D41	3,000,000.00	FHLMC K074 A2 3.6% Due 1/25/2028	56,941.99	7,324.40	64,266.39
10/25/2024	Paydown	3137FBBX3	2,650,000.00	FHLMC K068 A2 3.244% Due 8/25/2027	0.00	7,163.83	7,163.83
10/25/2024	Paydown	3137FETN0	6,000,000.00	FHLMC K073 A2 3.35% Due 1/25/2028	0.00	16,750.00	16,750.00
10/25/2024	Paydown	3137FG6X8	5,320,000.00	FHLMC K077 A2 3.85% Due 5/25/2028	92,594.41	14,156.63	106,751.04
10/25/2024	Paydown	3137FEBQ2	4,690,000.00	FHLMC K072 A2 3.444% Due 12/25/2027	0.00	13,460.30	13,460.30
10/25/2024	Paydown	3137FGR31	1,997,000.00	FHLMC K078 A2 3.854% Due 6/25/2028	0.00	6,413.70	6,413.70
10/25/2024	Paydown	3137FJKE8	2,500,000.00	FHLMC K082 A2 3.92% Due 9/25/2028	0.00	8,166.67	8,166.67
10/25/2024	Paydown	3137BSP72	1,500,000.00	FHLMC K058 A2 2.653% Due 8/25/2026	0.00	3,316.25	3,316.25
10/25/2024	Paydown	05602RAD3	1,065,000.00	BMW Vehicle Owner Trust 2022-A A3 3.21% Due 8/25/2026	48,375.82	398.50	48,774.32
10/25/2024	Paydown	3137FJEH8	3,148,000.00	FHLMC K081 A2 3.9% Due 8/25/2028	0.00	10,231.00	10,231.00
10/28/2024	Interest	6174468Q5	1,600,000.00	Morgan Stanley Callable Note Cont 4/28/2025 2.188% Due 4/28/2026	0.00	17,504.00	17,504.00
10/28/2024	Interest	459058JL8	6,300,000.00	Intl. Bank Recon & Development Note 0.5% Due 10/28/2025	0.00	15,750.00	15,750.00
10/31/2024	Interest	91282CAT8	6,000,000.00	US Treasury Note 0.25% Due 10/31/2025	0.00	7,500.00	7,500.00
10/31/2024	Interest	91282CDG3	3,120,000.00	US Treasury Note 1.125% Due 10/31/2026	0.00	17,550.00	17,550.00
10/31/2024	Interest	91282CJF9	2,000,000.00	US Treasury Note 4.875% Due 10/31/2028	0.00	48,750.00	48,750.00
10/31/2024	Maturity	9128283D0	4,000,000.00	US Treasury Note 2.25% Due 10/31/2024	4,000,000.00	45,000.00	4,045,000.00

City of Corona Consolidated

Account #10003

Cash Flow Report

As of November 30, 2023



Payment Date	Transaction Type	CUSIP	Quantity	Security Description	Principal Amount	Income	Total Amount
OCT 2024					11,653,963.15	524,089.94	12,178,053.09
11/01/2024	Interest	06367WB85	2,761,000.00	Bank of Montreal Note 1.85% Due 5/1/2025	0.00	25,539.25	25,539.25
11/07/2024	Interest	3135G06G3	6,300,000.00	FNMA Note 0.5% Due 11/7/2025	0.00	15,750.00	15,750.00
11/08/2024	Maturity	14913Q3B3	2,593,000.00	Caterpillar Finl Service Note 2.15% Due 11/8/2024	2,593,000.00	27,874.75	2,620,874.75
11/10/2024	Interest	665859AW4	1,345,000.00	Northern Trust Company Callable Note Cont 4/10/2027 4% Due 5/10/2027	0.00	26,900.00	26,900.00
11/10/2024	Interest	037833ET3	1,650,000.00	Apple Inc Callable Note Cont 4/10/2028 4% Due 5/10/2028	0.00	33,000.00	33,000.00
11/12/2024	Interest	023135BX3	4,865,000.00	Amazon.com Inc Callable Note Cont 4/12/2026 1% Due 5/12/2026	0.00	24,325.00	24,325.00
11/15/2024	Interest	91324PEC2	805,000.00	United Health Group Inc Callable Note Cont 4/15/2026 1.15% Due 5/15/2026	0.00	4,628.75	4,628.75
11/15/2024	Interest	91324PEG3	1,365,000.00	United Health Group Inc Callable Note Cont 4/15/2027 3.7% Due 5/15/2027	0.00	25,252.50	25,252.50
11/15/2024	Paydown	47800CAC0	1,880,000.00	John Deere Owner Trust 2023-A A3 5.01% Due 11/15/2027	37,117.26	6,186.33	43,303.59
11/15/2024	Paydown	02582JIT8	2,765,000.00	American Express Credit Trust 2022-2 A 3.39% Due 5/17/2027	0.00	7,811.13	7,811.13
11/15/2024	Paydown	44935FAD6	542,679.42	Hyundai Auto Receivables Trust 2021-C A3 0.74% Due 5/15/2026	38,791.88	71.78	38,863.66
11/15/2024	Paydown	89238JAC9	723,986.41	Toyota Auto Receivables Trust 2021-D A3 0.71% Due 4/15/2026	48,379.93	114.60	48,494.53
11/15/2024	Paydown	448977AD0	1,350,000.00	Hyundai Auto Receivables Trust 2022-A A3 2.22% Due 10/15/2026	71,233.36	1,059.00	72,292.36
11/15/2024	Paydown	47787JAC2	902,917.05	John Deere Owner Trust 2022-A A3 2.32% Due 9/16/2026	41,066.65	878.98	41,945.63
11/15/2024	Paydown	47789QAC4	832,013.46	John Deere Owner Trust 2021-B A3 0.52% Due 3/16/2026	52,017.52	112.73	52,130.25

City of Corona Consolidated

Account #10003

Cash Flow Report

As of November 30, 2023



Payment Date	Transaction Type	CUSIP	Quantity	Security Description	Principal Amount	Income	Total Amount
11/15/2024	Paydown	161571HT4	3,645,000.00	Chase Issuance Trust 23-A1 A 5.16% Due 9/15/2028	0.00	15,673.50	15,673.50
11/15/2024	Paydown	43815BAC4	1,650,000.00	Honda Auto Receivables Trust 2022-1 A3 1.88% Due 5/15/2026	92,650.63	1,029.53	93,680.16
11/15/2024	Paydown	89236XAC0	21,880.08	Toyota Auto Receivables 2020-D A3 0.35% Due 1/15/2025	1,533.83	1.34	1,535.17
11/16/2024	Paydown	362554AC1	597,234.57	GM Financial Securitized Term 2021-4 A3 0.68% Due 9/16/2026	37,357.63	105.90	37,463.53
11/16/2024	Paydown	380146AC4	584,109.90	GM Financial Auto Receivables 2022-1 A3 1.26% Due 11/16/2026	32,798.87	244.27	33,043.14
11/17/2024	Interest	58933YBH7	1,975,000.00	Merck & Co Callable Note Cont 4/17/2028 4.05% Due 5/17/2028	0.00	39,993.75	39,993.75
11/18/2024	Interest	22160KAM7	2,500,000.00	Costco Wholesale Corp Callable Note Cont 2/18/2027 3% Due 5/18/2027	0.00	37,500.00	37,500.00
11/20/2024	Paydown	92348KAV5	1,150,000.00	Verizon Master Trust 2022-5 A1A 3.72% Due 7/20/2027	68,059.30	1,490.69	69,549.99
11/21/2024	Paydown	43815GAC3	766,593.41	Honda Auto Receivables Trust 2021-4 A3 0.88% Due 1/21/2026	51,153.92	150.10	51,304.02
11/25/2024	Paydown	3137F4D41	3,000,000.00	FHLMC K074 A2 3.6% Due 1/25/2028	57,142.71	7,153.57	64,296.28
11/25/2024	Paydown	3137FEBQ2	4,690,000.00	FHLMC K072 A2 3.444% Due 12/25/2027	0.00	13,460.30	13,460.30
11/25/2024	Paydown	3137FETN0	6,000,000.00	FHLMC K073 A2 3.35% Due 1/25/2028	0.00	16,750.00	16,750.00
11/25/2024	Paydown	3137FJKE8	2,500,000.00	FHLMC K082 A2 3.92% Due 9/25/2028	0.00	8,166.67	8,166.67
11/25/2024	Paydown	3137BSRE5	3,000,000.00	FHLMC K059 A2 3.12% Due 9/25/2026	0.00	7,800.00	7,800.00
11/25/2024	Paydown	3137FBBX3	2,650,000.00	FHLMC K068 A2 3.244% Due 8/25/2027	0.00	7,163.83	7,163.83
11/25/2024	Paydown	3137FG6X8	5,320,000.00	FHLMC K077 A2 3.85% Due 5/25/2028	92,933.93	13,859.56	106,793.49

City of Corona Consolidated

Account #10003

Cash Flow Report

As of November 30, 2023



Payment Date	Transaction Type	CUSIP	Quantity	Security Description	Principal Amount	Income	Total Amount
11/25/2024	Paydown	3137FJEH8	3,148,000.00	FHLMC K081 A2 3.9% Due 8/25/2028	0.00	10,231.00	10,231.00
11/25/2024	Paydown	05602RAD3	1,065,000.00	BMW Vehicle Owner Trust 2022-A A3 3.21% Due 8/25/2026	40,455.66	269.09	40,724.75
11/25/2024	Paydown	3137BSP72	1,500,000.00	FHLMC K058 A2 2.653% Due 8/25/2026	0.00	3,316.25	3,316.25
11/25/2024	Paydown	3137FGR31	1,997,000.00	FHLMC K078 A2 3.854% Due 6/25/2028	0.00	6,413.70	6,413.70
NOV 2024					3,355,693.08	390,277.85	3,745,970.93
TOTAL					164,856,393.50	11,391,280.09	176,247,673.59

City of Corona Consolidated

Account #10003

Holdings by Maturity

As of November 30, 2023



CUSIP	Security Description	Par Value/Units	Purchase Date Book Yield	Cost Value Book Value	Mkt Price Mkt YTM	Market Value Accrued Int.	% of Port. Gain/Loss	Moody S&P	Term (yrs) Duration
43813KAC6	Honda Auto Receivables Trust 2020-3 A3 0.37% Due 10/18/2024	84,050.69	09/22/2020 0.38%	84,038.34 84,038.34	99.57 5.64%	83,690.70 11.23	0.02% (347.64)	NR AAA	0.00 0.08
90LAIF\$00	Local Agency Investment Fund State Pool	29,597,356.57	Various 3.86%	29,597,356.57 29,597,356.57	1.00 3.86%	29,597,356.57 177,648.84	6.08% 0.00	NR NR	0.00 0.00
60934N807	Federated Investors Govt Oblig Fund Inst.	267,821.94	Various 5.00%	267,821.94 267,821.94	1.00 5.00%	267,821.94 0.00	0.05% 0.00	Aaa AAA	0.00 0.00
60934N807	Federated Investors Govt Oblig Fund Inst.	2,814,634.21	Various 5.00%	2,814,634.21 2,814,634.21	1.00 5.00%	2,814,634.21 0.00	0.57% 0.00	Aaa AAA	0.00 0.00
912797FU6	US Treasury Bill 5.132% Due 12/14/2023	30,000,000.00	06/15/2023 5.34%	29,225,923.33 29,225,923.33	97.42 5.34%	29,225,923.33 718,480.00	6.11% 0.00	P-1 A-1+	0.04 0.04
09690AAC7	BMW Vehicle Lease Trust 2021-2 A3 0.33% Due 12/26/2024	18,514.77	09/08/2021 0.34%	18,512.86 18,512.86	99.96 0.92%	18,507.27 1.02	0.00% (5.59)	Aaa NR	0.07 0.07
36262XAC8	GM Financial Auto Lease Trust 2021-3 A2 0.39% Due 10/21/2024	221,624.21	08/10/2021 0.39%	221,621.19 221,621.19	99.71 5.71%	220,979.73 26.41	0.05% (641.46)	NR AAA	0.10 0.05
44891RAC4	Hyundai Auto Receivables Trust 2020-C A3 0.38% Due 5/15/2025	230,594.57	10/20/2020 0.39%	230,541.47 230,541.47	99.15 5.81%	228,623.22 38.94	0.05% (1,918.25)	NR AAA	0.13 0.16
89240BAC2	Toyota Auto Receivables Owners 2021- A A3 0.26% Due 5/15/2025	582,348.86	02/02/2021 0.27%	582,240.78 582,240.78	98.73 5.63%	574,931.48 67.29	0.12% (7,309.30)	Aaa NR	0.17 0.24
43813GAC5	Honda Auto Receivables Trust 2021-1 A3 0.27% Due 4/21/2025	155,363.54	02/17/2021 0.27%	155,360.70 155,360.70	98.64 5.70%	153,252.14 11.65	0.03% (2,108.56)	Aaa NR	0.19 0.25
912797GM3	US Treasury Bill 5.262% Due 2/8/2024	20,500,000.00	08/14/2023 5.48%	19,969,634.25 19,969,634.25	97.41 5.48%	19,969,634.25 323,613.00	4.14% 0.00	P-1 A-1+	0.19 0.19
05601XAC3	BMW Vehicle Lease Trust 2022-1 A3 1.1% Due 3/25/2025	354,609.75	01/11/2022 1.11%	354,556.73 354,556.73	99.24 5.82%	351,909.75 65.01	0.07% (2,646.98)	NR AAA	0.20 0.16
44891WAC3	Hyundai Auto Lease Trust 2022-A A3 1.16% Due 1/15/2025	632,956.98	01/11/2022 1.16%	632,942.99 632,942.99	99.19 5.73%	627,821.17 326.32	0.13% (5,121.82)	Aaa AAA	0.21 0.18
36265MAC9	GM Financial Auto Lease Trust 2022-1 A3 1.9% Due 3/20/2025	1,287,954.81	02/15/2022 1.91%	1,287,943.74 1,287,943.74	99.17 5.82%	1,277,208.12 747.73	0.26% (10,735.62)	Aaa NR	0.22 0.21

City of Corona Consolidated

Account #10003

Holdings by Maturity

As of November 30, 2023



CUSIP	Security Description	Par Value/Units	Purchase Date Book Yield	Cost Value Book Value	Mkt Price Mkt YTM	Market Value Accrued Int.	% of Port. Gain/Loss	Moody S&P	Term (yrs) Duration
44933LAC7	Hyundai Auto Receivables Trust 2021-A A3 0.38% Due 9/15/2025	449,319.88	04/20/2021 0.38%	449,272.61 449,272.61	98.41 5.51%	442,190.52 75.89	0.09% (7,082.09)	NR AAA	0.25 0.31
912797GX9	US Treasury Bill 5.285% Due 3/14/2024	22,350,000.00	09/14/2023 5.50%	21,756,086.43 21,756,086.43	97.34 5.50%	21,756,086.43 252,659.36	4.49% 0.00	P-1 A-1+	0.29 0.28
89238LAC4	Toyota Lease Owner Trust 2022-A A3 1.96% Due 2/20/2025	1,859,068.58	02/23/2022 1.98%	1,858,775.96 1,858,775.96	99.12 5.54%	1,842,695.76 1,113.38	0.38% (16,080.20)	NR AAA	0.30 0.24
912797HF7	US Treasury Bill 5.3% Due 4/11/2024	26,000,000.00	10/31/2023 5.50%	25,379,900.00 25,379,900.00	97.62 5.50%	25,379,900.00 114,833.33	5.20% 0.00	P-1 A-1+	0.36 0.35
912797FH5	US Treasury Bill 5.228% Due 5/16/2024	26,000,000.00	10/31/2023 5.45%	25,256,214.46 25,256,214.46	97.14 5.45%	25,256,214.46 113,266.83	5.18% 0.00	P-1 A-1+	0.46 0.45
05602RAD3	BMW Vehicle Owner Trust 2022-A A3 3.21% Due 8/25/2026	1,065,000.00	05/10/2022 3.23%	1,064,944.62 1,064,944.62	98.00 5.86%	1,043,729.82 569.78	0.21% (21,214.80)	Aaa AAA	0.47 0.76
3130A1XJ2	FHLB Note 2.875% Due 6/14/2024	5,500,000.00	Various 1.95%	5,740,000.40 5,740,000.40	98.68 5.40%	5,427,163.51 73,352.43	1.12% (312,836.89)	Aaa AA+	0.54 0.52
89236XAC0	Toyota Auto Receivables 2020-D A3 0.35% Due 1/15/2025	21,880.08	10/06/2020 0.36%	21,876.00 21,876.00	99.78 5.63%	21,832.66 3.40	0.00% (43.34)	NR AAA	0.58 0.04
44935FAD6	Hyundai Auto Receivables Trust 2021-C A3 0.74% Due 5/15/2026	542,679.42	11/09/2021 0.75%	542,558.29 542,558.29	96.99 5.85%	526,337.18 178.48	0.11% (16,221.11)	NR AAA	0.58 0.59
89238JAC9	Toyota Auto Receivables Trust 2021-D A3 0.71% Due 4/15/2026	723,986.41	11/09/2021 0.71%	723,970.99 723,970.99	96.73 5.85%	700,347.54 228.46	0.14% (23,623.45)	NR AAA	0.62 0.63
43815GAC3	Honda Auto Receivables Trust 2021-4 A3 0.88% Due 1/21/2026	766,593.41	11/16/2021 0.89%	766,431.80 766,431.80	96.79 5.82%	741,963.53 187.39	0.15% (24,468.27)	Aaa NR	0.64 0.65
47789QAC4	John Deere Owner Trust 2021-B A3 0.52% Due 3/16/2026	832,013.46	07/13/2021 0.52%	831,939.25 831,939.25	96.69 6.22%	804,511.26 192.29	0.16% (27,427.99)	Aaa NR	0.67 0.58
362554AC1	GM Financial Securitized Term 2021-4 A3 0.68% Due 9/16/2026	597,234.57	10/13/2021 0.68%	597,219.33 597,219.33	96.27 6.09%	574,960.11 169.22	0.12% (22,259.22)	Aaa AAA	0.67 0.69
912828D56	US Treasury Note 2.375% Due 8/15/2024	5,000,000.00	12/12/2019 1.75%	5,140,234.38 5,140,234.38	97.97 5.33%	4,898,440.00 34,850.54	1.01% (241,794.38)	Aaa AA+	0.71 0.69
43815BAC4	Honda Auto Receivables Trust 2022-1 A3 1.88% Due 5/15/2026	1,650,000.00	02/15/2022 1.89%	1,649,751.84 1,649,751.84	96.97 5.76%	1,600,054.50 1,378.67	0.33% (49,697.34)	Aaa AAA	0.76 0.78

City of Corona Consolidated

Holdings by Maturity



Account #10003

As of November 30, 2023

CUSIP	Security Description	Par Value/Units	Purchase Date Book Yield	Cost Value Book Value	Mkt Price Mkt YTM	Market Value Accrued Int.	% of Port. Gain/Loss	Moody S&P	Term (yrs) Duration
380146AC4	GM Financial Auto Receivables 2022-1 A3 1.26% Due 11/16/2026	584,109.90	01/11/2022 1.27%	584,059.14 584,059.14	96.73 5.72%	565,020.60 306.66	0.12% (19,038.54)	NR AAA	0.77 0.73
3130A2UW4	FHLB Note 2.875% Due 9/13/2024	4,000,000.00	09/13/2019 1.79%	4,206,760.00 4,206,760.00	98.14 5.32%	3,925,428.00 24,916.67	0.81% (281,332.00)	Aaa AA+	0.79 0.76
448977AD0	Hyundai Auto Receivables Trust 2022-A A3 2.22% Due 10/15/2026	1,350,000.00	03/09/2022 2.23%	1,349,948.03 1,349,948.03	97.33 5.63%	1,313,980.66 1,332.00	0.27% (35,967.37)	NR AAA	0.80 0.78
92348KAV5	Verizon Master Trust 2022-5 A1A 3.72% Due 7/20/2027	1,150,000.00	08/02/2022 3.75%	1,149,949.40 1,149,949.40	99.71 4.74%	1,146,685.70 1,307.17	0.23% (3,263.70)	NR AAA	0.81 0.71
13063DRK6	California State Taxable GO 2.4% Due 10/1/2024	3,385,000.00	10/16/2019 1.91%	3,462,753.45 3,462,753.45	97.54 5.45%	3,301,559.75 13,540.00	0.68% (161,193.70)	Aa2 AA-	0.84 0.81
3135G0W66	FNMA Note 1.625% Due 10/15/2024	3,500,000.00	Various 1.21%	3,564,275.00 3,564,275.00	96.96 5.22%	3,393,575.50 7,267.36	0.69% (170,699.50)	Aaa AA+	0.88 0.85
9128283D0	US Treasury Note 2.25% Due 10/31/2024	4,000,000.00	11/07/2019 1.77%	4,090,468.75 4,090,468.75	97.35 5.24%	3,894,064.00 7,664.84	0.80% (196,404.75)	Aaa AA+	0.92 0.89
47787JAC2	John Deere Owner Trust 2022-A A3 2.32% Due 9/16/2026	902,917.05	03/10/2022 2.34%	902,717.33 902,717.33	97.38 5.76%	879,219.99 931.01	0.18% (23,497.34)	Aaa NR	0.93 0.76
14913Q3B3	Caterpillar Finl Service Note 2.15% Due 11/8/2024	2,593,000.00	Various 1.88%	2,624,484.21 2,624,484.21	97.11 5.34%	2,518,098.60 3,561.77	0.51% (106,385.61)	A2 A	0.94 0.91
74153WCQ0	Pricoa Global Funding Note 1.15% Due 12/6/2024	1,975,000.00	12/01/2021 1.19%	1,972,965.75 1,972,965.75	95.63 5.63%	1,888,771.50 11,040.80	0.39% (84,194.25)	Aa3 AA-	1.02 0.98
3130AQF40	FHLB Note 1% Due 12/20/2024	4,300,000.00	12/21/2021 1.02%	4,297,205.00 4,297,205.00	95.76 5.18%	4,117,826.20 19,230.56	0.84% (179,378.80)	Aaa AA+	1.06 1.02
3135G0X24	FNMA Note 1.625% Due 1/7/2025	4,220,000.00	Various 1.30%	4,282,878.20 4,282,878.20	96.30 5.12%	4,063,771.38 27,430.00	0.83% (219,106.82)	Aaa AA+	1.11 1.06
89236TJT3	Toyota Motor Credit Corp Note 1.45% Due 1/13/2025	2,700,000.00	01/10/2022 1.50%	2,696,382.00 2,696,382.00	95.95 5.22%	2,590,566.30 15,007.50	0.53% (105,815.70)	A1 A+	1.12 1.08
64952WEK5	New York Life Global Note 1.45% Due 1/14/2025	3,745,000.00	01/11/2022 1.49%	3,740,955.40 3,740,955.40	95.83 5.33%	3,588,646.25 20,665.12	0.74% (152,309.15)	Aaa AA+	1.13 1.08
90331HPL1	US Bank NA Callable Note Cont 12/21/2024 2.05% Due 1/21/2025	4,145,000.00	01/16/2020 2.10%	4,136,171.15 4,136,171.15	96.04 5.68%	3,980,870.44 30,684.51	0.82% (155,300.71)	A2 A+	1.15 1.09
3137EAEP0	FHLMC Note 1.5% Due 2/12/2025	6,575,000.00	02/13/2020 1.52%	6,569,937.25 6,569,937.25	95.99 4.98%	6,311,625.23 29,861.46	1.29% (258,312.02)	Aaa AA+	1.21 1.16

City of Corona Consolidated

Account #10003

Holdings by Maturity

As of November 30, 2023



CUSIP	Security Description	Par Value/Units	Purchase Date Book Yield	Cost Value Book Value	Mkt Price Mkt YTM	Market Value Accrued Int.	% of Port. Gain/Loss	Moody S&P	Term (yrs) Duration
912828ZC7	US Treasury Note 1.125% Due 2/28/2025	7,000,000.00	03/18/2020 0.81%	7,108,007.81 7,108,007.81	95.28 5.07%	6,669,691.00 19,903.85	1.36% (438,316.81)	Aaa AA+	1.25 1.21
91282CED9	US Treasury Note 1.75% Due 3/15/2025	7,000,000.00	04/05/2022 2.65%	6,823,085.94 6,823,085.94	95.95 5.03%	6,716,444.00 25,913.46	1.38% (106,641.94)	Aaa AA+	1.29 1.25
69371RR73	Paccar Financial Corp Note 2.85% Due 4/7/2025	2,970,000.00	03/31/2022 2.86%	2,969,227.80 2,969,227.80	97.01 5.17%	2,881,069.29 12,696.75	0.59% (88,158.51)	A1 A+	1.35 1.30
78016EZ59	Royal Bank of Canada Note 3.375% Due 4/14/2025	1,270,000.00	04/07/2022 3.39%	1,269,530.10 1,269,530.10	97.23 5.49%	1,234,832.43 5,595.94	0.25% (34,697.67)	A1 A	1.37 1.31
3135G03U5	FNMA Note 0.625% Due 4/22/2025	5,270,000.00	04/22/2020 0.67%	5,259,143.80 5,259,143.80	94.24 4.95%	4,966,247.74 3,568.23	1.01% (292,896.06)	Aaa AA+	1.39 1.36
46647PBK1	JP Morgan Chase & Co Callable Note Cont 4/22/2025 2.083% Due 4/22/2026	1,000,000.00	05/20/2021 2.29%	1,037,330.00 1,037,330.00	94.99 5.88%	949,882.00 2,256.58	0.19% (87,448.00)	A1 A-	1.39 1.34
6174468Q5	Morgan Stanley Callable Note Cont 4/28/2025 2.188% Due 4/28/2026	1,600,000.00	05/18/2022 4.99%	1,511,376.00 1,511,376.00	95.08 5.87%	1,521,286.40 3,209.07	0.31% 9,910.40	A1 A-	1.41 1.35
06367WB85	Bank of Montreal Note 1.85% Due 5/1/2025	2,761,000.00	07/23/2021 0.85%	2,862,660.02 2,862,660.02	94.95 5.60%	2,621,649.57 4,256.54	0.54% (241,010.45)	A2 A-	1.42 1.37
02582JIT8	American Express Credit Trust 2022-2 A 3.39% Due 5/17/2027	2,765,000.00	05/17/2022 3.42%	2,764,388.38 2,764,388.38	97.24 5.43%	2,688,586.46 4,165.93	0.55% (75,801.92)	NR AAA	1.46 1.38
46647PCH7	JP Morgan Chase & Co Callable Note Cont 6/1/2024 0.824% Due 6/1/2025	3,295,000.00	05/24/2021 2.03%	3,299,268.65 3,299,268.65	97.29 6.11%	3,205,791.17 13,575.40	0.66% (93,477.48)	A1 A-	1.50 1.43
63743HFE7	National Rural Utilities Note 3.45% Due 6/15/2025	940,000.00	04/27/2022 3.46%	939,746.20 939,746.20	97.16 5.40%	913,258.88 14,953.83	0.19% (26,487.32)	A2 A-	1.54 1.45
3135G04Z3	FNMA Note 0.5% Due 6/17/2025	6,200,000.00	Various 0.51%	6,196,731.90 6,196,731.90	93.51 4.91%	5,797,409.20 14,122.22	1.19% (399,322.70)	Aaa AA+	1.55 1.50
06051GJD2	Bank of America Corp Callable Note Cont 6/19/2025 1.319% Due 6/19/2026	3,000,000.00	Various 2.28%	3,007,920.00 3,007,920.00	93.10 6.04%	2,793,126.00 17,806.50	0.57% (214,794.00)	A1 A-	1.55 1.49
46647PCK0	JP Morgan Chase & Co Callable Note Cont 6/23/2024 0.969% Due 6/23/2025	1,565,000.00	Various 2.17%	1,565,968.20 1,565,968.20	97.10 6.12%	1,519,577.44 6,655.68	0.31% (46,390.76)	A1 A-	1.56 1.48
66815L2J7	Northwestern Mutual Glbl Note 4% Due 7/1/2025	2,350,000.00	06/27/2022 4.01%	2,349,201.00 2,349,201.00	98.05 5.29%	2,304,219.65 39,166.67	0.48% (44,981.35)	Aaa AA+	1.59 1.49

City of Corona Consolidated

Account #10003

Holdings by Maturity

As of November 30, 2023



CUSIP	Security Description	Par Value/Units	Purchase Date Book Yield	Cost Value Book Value	Mkt Price Mkt YTM	Market Value Accrued Int.	% of Port. Gain/Loss	Moody S&P	Term (yrs) Duration
3137EAEU9	FHLMC Note 0.375% Due 7/21/2025	6,300,000.00	Various 0.45%	6,277,899.60 6,277,899.60	93.11 4.79%	5,866,030.80 8,531.25	1.20% (411,868.80)	Aaa AA+	1.64 1.60
91282CAB7	US Treasury Note 0.25% Due 7/31/2025	6,000,000.00	03/12/2021 0.72%	5,879,062.50 5,879,062.50	92.72 4.84%	5,563,362.00 5,013.59	1.14% (315,700.50)	Aaa AA+	1.67 1.63
3135G05X7	FNMA Note 0.375% Due 8/25/2025	6,285,000.00	Various 0.46%	6,260,439.20 6,260,439.20	92.66 4.83%	5,823,775.28 6,285.00	1.19% (436,663.92)	Aaa AA+	1.74 1.69
3137EAEX3	FHLMC Note 0.375% Due 9/23/2025	6,295,000.00	Various 0.44%	6,276,346.05 6,276,346.05	92.36 4.82%	5,814,049.41 4,458.96	1.19% (462,296.64)	Aaa AA+	1.82 1.77
91282CAM3	US Treasury Note 0.25% Due 9/30/2025	3,200,000.00	03/29/2021 0.74%	3,130,375.00 3,130,375.00	92.17 4.76%	2,949,376.00 1,355.19	0.60% (180,999.00)	Aaa AA+	1.84 1.79
459058JL8	Intl. Bank Recon & Development Note 0.5% Due 10/28/2025	6,300,000.00	Various 0.59%	6,272,360.85 6,272,360.85	92.21 4.82%	5,809,185.91 2,887.50	1.19% (463,174.94)	Aaa AAA	1.91 1.86
91282CAT8	US Treasury Note 0.25% Due 10/31/2025	6,000,000.00	02/19/2021 0.53%	5,923,125.00 5,923,125.00	91.87 4.73%	5,512,266.00 1,277.47	1.12% (410,859.00)	Aaa AA+	1.92 1.87
3135G06G3	FNMA Note 0.5% Due 11/7/2025	6,300,000.00	Various 0.57%	6,279,895.00 6,279,895.00	92.16 4.79%	5,805,966.60 2,100.00	1.19% (473,928.40)	Aaa AA+	1.94 1.88
91282CAZ4	US Treasury Note 0.375% Due 11/30/2025	3,800,000.00	03/26/2021 0.77%	3,731,867.19 3,731,867.19	91.83 4.70%	3,489,616.00 38.93	0.71% (242,251.19)	Aaa AA+	2.00 1.95
40139LBC6	Guardian Life Glob Fun Note 0.875% Due 12/10/2025	3,000,000.00	Various 1.12%	2,969,700.00 2,969,700.00	90.95 5.66%	2,728,359.00 12,468.76	0.56% (241,341.00)	Aa1 AA+	2.03 1.95
47800CAC0	John Deere Owner Trust 2023-A A3 5.01% Due 11/15/2027	1,880,000.00	02/22/2023 5.07%	1,879,657.46 1,879,657.46	99.29 5.48%	1,866,624.01 4,186.13	0.38% (13,033.45)	Aaa NR	2.07 1.69
66815L2A6	Northwestern Mutual Gbl Note 0.8% Due 1/14/2026	1,870,000.00	12/06/2021 1.47%	1,820,388.90 1,820,388.90	91.22 5.22%	1,705,795.30 5,693.11	0.35% (114,593.60)	Aaa AA+	2.13 2.05
3137F4D41	FHLMC K074 A2 3.6% Due 1/25/2028	3,000,000.00	03/16/2023 4.93%	2,911,054.69 2,911,054.69	95.28 4.87%	2,858,313.00 1,800.00	0.58% (52,741.69)	NR NR	2.18 3.69
3137BSRE5	FHLMC K059 A2 3.12% Due 9/25/2026	3,000,000.00	02/18/2022 1.98%	3,128,437.50 3,128,437.50	95.28 4.95%	2,858,295.00 7,800.00	0.58% (270,142.50)	NR AAA	2.32 2.54
3137FG6X8	FHLMC K077 A2 3.85% Due 5/25/2028	5,320,000.00	Various 4.60%	5,229,125.01 5,229,125.01	96.00 4.85%	5,107,253.20 3,413.66	1.04% (121,871.81)	NR NR	2.35 3.94
4581X0DV7	Inter-American Dev Bank Note 0.875% Due 4/20/2026	6,390,000.00	04/13/2021 0.97%	6,360,733.80 6,360,733.80	91.55 4.65%	5,850,332.55 6,367.81	1.19% (510,401.25)	Aaa AAA	2.39 2.31
06051GHT9	Bank of America Corp Callable Note 1X 4/23/2026 3.559% Due 4/23/2027	3,000,000.00	Various 4.94%	2,906,255.64 2,906,255.64	95.14 5.76%	2,854,164.00 11,270.16	0.58% (52,091.64)	A1 A-	2.40 2.24

City of Corona Consolidated

Account #10003

Holdings by Maturity

As of November 30, 2023



CUSIP	Security Description	Par Value/Units	Purchase Date Book Yield	Cost Value Book Value	Mkt Price Mkt YTM	Market Value Accrued Int.	% of Port. Gain/Loss	Moody S&P	Term (yrs) Duration
023135BX3	Amazon.com Inc Callable Note Cont 4/12/2026 1% Due 5/12/2026	4,865,000.00	05/10/2021 1.09%	4,843,983.20 4,843,983.20	91.25 4.83%	4,439,268.72 2,567.64	0.91% (404,714.48)	A1 AA	2.45 2.37
91324PEC2	United Health Group Inc Callable Note Cont 4/15/2026 1.15% Due 5/15/2026	805,000.00	Various 1.08%	807,605.05 807,605.05	91.65 4.79%	737,743.06 411.44	0.15% (69,861.99)	A2 A+	2.46 2.37
89236TJK2	Toyota Motor Credit Corp Note 1.125% Due 6/18/2026	3,325,000.00	06/15/2021 1.13%	3,323,537.00 3,323,537.00	90.86 4.99%	3,021,088.35 16,936.72	0.62% (302,448.65)	A1 A+	2.55 2.44
57629WDE7	Mass Mutual Global funding Note 1.2% Due 7/16/2026	2,272,000.00	08/10/2021 1.21%	2,271,369.92 2,271,369.92	89.96 5.35%	2,043,834.40 10,224.00	0.42% (227,535.52)	Aa3 AA+	2.63 2.51
3137BSP72	FHLMC K058 A2 2.653% Due 8/25/2026	1,500,000.00	11/12/2021 1.35%	1,586,425.78 1,586,425.78	94.16 4.96%	1,412,389.50 3,316.25	0.29% (174,036.28)	NR NR	2.65 2.53
161571HT4	Chase Issuance Trust 23-A1 A 5.16% Due 9/15/2028	3,645,000.00	09/07/2023 5.23%	3,643,989.61 3,643,989.61	100.42 5.05%	3,660,145.01 8,359.20	0.75% 16,155.40	NR AAA	2.75 2.54
91282CCW9	US Treasury Note 0.75% Due 8/31/2026	1,570,000.00	09/23/2021 0.90%	1,558,899.61 1,558,899.61	90.41 4.49%	1,419,501.37 2,976.10	0.29% (139,398.24)	Aaa AA+	2.75 2.66
58989V2D5	Met Tower Global Funding Note 1.25% Due 9/14/2026	1,715,000.00	09/07/2021 1.27%	1,713,422.20 1,713,422.20	89.50 5.35%	1,534,991.89 4,585.24	0.31% (178,430.31)	Aa3 AA-	2.79 2.67
931142ER0	Wal-Mart Stores Callable Note Cont 08/17/2026 1.05% Due 9/17/2026	785,000.00	09/08/2021 1.09%	783,516.35 783,516.35	90.88 4.56%	713,399.37 1,694.29	0.15% (70,116.98)	Aa2 AA	2.80 2.69
91282CCZ2	US Treasury Note 0.875% Due 9/30/2026	3,130,000.00	10/18/2021 1.19%	3,083,172.27 3,083,172.27	90.61 4.44%	2,835,952.15 4,639.41	0.58% (247,220.12)	Aaa AA+	2.84 2.74
91282CDG3	US Treasury Note 1.125% Due 10/31/2026	3,120,000.00	11/15/2021 1.25%	3,100,987.50 3,100,987.50	90.96 4.46%	2,837,980.08 2,989.29	0.58% (263,007.42)	Aaa AA+	2.92 2.81
59217GER6	Metlife Note 1.875% Due 1/11/2027	2,485,000.00	01/03/2022 1.90%	2,482,167.10 2,482,167.10	89.70 5.52%	2,229,107.13 18,119.79	0.46% (253,059.97)	Aa3 AA-	3.12 2.93
808513BY0	Charles Schwab Corp Callable Note Cont 2/3/2027 2.45% Due 3/3/2027	1,300,000.00	03/09/2022 2.73%	1,282,866.00 1,282,866.00	90.92 5.53%	1,181,999.00 7,785.56	0.24% (100,867.00)	A2 A-	3.26 3.04
89114TZT2	Toronto-Dominion Bank Note 2.8% Due 3/10/2027	1,900,000.00	03/09/2022 2.97%	1,884,933.00 1,884,933.00	92.63 5.28%	1,759,878.80 11,970.00	0.36% (125,054.20)	A1 A	3.28 3.05
665859AW4	Northern Trust Company Callable Note Cont 4/10/2027 4% Due 5/10/2027	1,345,000.00	05/05/2022 4.04%	1,342,821.10 1,342,821.10	97.11 4.92%	1,306,184.64 3,138.33	0.27% (36,636.46)	A2 A+	3.44 3.16

City of Corona Consolidated

Holdings by Maturity



Account #10003

As of November 30, 2023

CUSIP	Security Description	Par Value/Units	Purchase Date Book Yield	Cost Value Book Value	Mkt Price Mkt YTM	Market Value Accrued Int.	% of Port. Gain/Loss	Moody S&P	Term (yrs) Duration
91324PEG3	United Health Group Inc Callable Note Cont 4/15/2027 3.7% Due 5/15/2027	1,365,000.00	05/17/2022 3.69%	1,365,638.40 1,365,638.40	96.39 4.85%	1,315,677.09 2,244.66	0.27% (49,961.31)	A2 A+	3.46 3.19
22160KAM7	Costco Wholesale Corp Callable Note Cont 2/18/2027 3% Due 5/18/2027	2,500,000.00	07/15/2022 3.53%	2,441,975.00 2,441,975.00	95.03 4.57%	2,375,657.50 2,708.33	0.49% (66,317.50)	Aa3 A+	3.47 3.24
3137FBBX3	FHLMC K068 A2 3.244% Due 8/25/2027	2,650,000.00	11/02/2022 4.79%	2,482,408.20 2,482,408.20	94.53 4.87%	2,505,063.55 7,163.83	0.51% 22,655.35	Aaa NR	3.48 3.37
91282CET4	US Treasury Note 2.625% Due 5/31/2027	2,400,000.00	06/09/2022 3.07%	2,351,156.25 2,351,156.25	94.23 4.42%	2,261,532.00 172.13	0.46% (89,624.25)	Aaa AA+	3.50 3.29
89115A2C5	Toronto-Dominion Bank Note 4.108% Due 6/8/2027	1,400,000.00	08/26/2022 4.18%	1,395,310.00 1,395,310.00	96.17 5.31%	1,346,447.20 27,637.71	0.28% (48,862.80)	A1 A	3.52 3.16
91282CEW7	US Treasury Note 3.25% Due 6/30/2027	6,650,000.00	Various 3.12%	6,690,380.86 6,690,380.86	96.21 4.40%	6,398,284.20 90,443.61	1.32% (292,096.66)	Aaa AA+	3.58 3.29
91282CFB2	US Treasury Note 2.75% Due 7/31/2027	1,300,000.00	08/22/2022 3.12%	1,277,960.94 1,277,960.94	94.45 4.40%	1,227,839.60 11,949.05	0.25% (50,121.34)	Aaa AA+	3.67 3.40
91282CFH9	US Treasury Note 3.125% Due 8/31/2027	3,450,000.00	Various 3.45%	3,399,517.58 3,399,517.58	95.63 4.40%	3,299,062.50 27,249.32	0.68% (100,455.08)	Aaa AA+	3.75 3.46
91282CFM8	US Treasury Note 4.125% Due 9/30/2027	2,800,000.00	Various 4.37%	2,770,000.01 2,770,000.01	99.07 4.39%	2,774,077.60 19,565.57	0.57% 4,077.59	Aaa AA+	3.84 3.48
3137FETN0	FHLMC K073 A2 3.35% Due 1/25/2028	6,000,000.00	Various 4.55%	5,707,999.69 5,707,999.69	94.42 4.86%	5,665,290.01 3,350.00	1.16% (42,709.68)	NR NR	3.99 3.69
91282CFZ9	US Treasury Note 3.875% Due 11/30/2027	4,600,000.00	Various 3.74%	4,628,085.94 4,628,085.94	98.18 4.38%	4,516,266.20 487.02	0.92% (111,819.74)	Aaa AA+	4.00 3.66
3137FEBQ2	FHLMC K072 A2 3.444% Due 12/25/2027	4,690,000.00	07/20/2023 4.60%	4,471,072.27 4,471,072.27	94.85 4.86%	4,448,347.75 13,460.30	0.91% (22,724.52)	NR NR	4.07 3.63
91282CGC9	US Treasury Note 3.875% Due 12/31/2027	7,000,000.00	Various 3.78%	7,028,945.31 7,028,945.31	98.18 4.37%	6,872,306.00 113,512.23	1.43% (156,639.31)	Aaa AA+	4.09 3.67
756109AU8	Realty Income Corp Callable Note Cont 10/15/2027 3.65% Due 1/15/2028	4,500,000.00	Various 4.99%	4,242,810.00 4,242,810.00	93.60 5.40%	4,211,986.50 62,050.00	0.87% (30,823.50)	A3 A-	4.13 3.70
91324PEP3	United Health Group Inc Callable Note Cont 1/15/2028 5.25% Due 2/15/2028	1,500,000.00	02/16/2023 4.76%	1,532,220.00 1,532,220.00	101.95 4.72%	1,529,298.00 23,187.50	0.32% (2,922.00)	A2 A+	4.13 3.63

City of Corona Consolidated

Account #10003

Holdings by Maturity

As of November 30, 2023



CUSIP	Security Description	Par Value/Units	Purchase Date Book Yield	Cost Value Book Value	Mkt Price Mkt YTM	Market Value Accrued Int.	% of Port. Gain/Loss	Moody S&P	Term (yrs) Duration
24422EWR6	John Deere Capital Corp Note 4.75% Due 1/20/2028	2,450,000.00	01/23/2023 4.40%	2,487,705.50 2,487,705.50	99.54 4.87%	2,438,690.80 42,347.57	0.51% (49,014.70)	A2 A	4.14 3.65
91282CGH8	US Treasury Note 3.5% Due 1/31/2028	7,000,000.00	02/16/2023 4.05%	6,828,007.81 6,828,007.81	96.74 4.36%	6,771,681.00 81,888.59	1.40% (56,326.81)	Aaa AA+	4.17 3.78
57636QAW4	MasterCard Inc Callable Note Cont 2/9/28 4.875% Due 3/9/2028	2,090,000.00	03/06/2023 4.90%	2,087,972.70 2,087,972.70	101.23 4.55%	2,115,748.80 23,207.71	0.44% 27,776.10	Aa3 A+	4.20 3.72
91282CGP0	US Treasury Note 4% Due 2/29/2028	7,000,000.00	02/23/2023 4.16%	6,949,960.94 6,949,960.94	98.63 4.36%	6,903,750.00 70,769.23	1.42% (46,210.94)	Aaa AA+	4.25 3.83
880591EZ1	Tennessee Valley Authority Note 3.875% Due 3/15/2028	3,500,000.00	05/04/2023 3.56%	3,548,755.00 3,548,755.00	97.82 4.44%	3,423,640.50 28,631.94	0.70% (125,114.50)	Aaa AA+	4.29 3.87
3137FGR31	FHLMC K078 A2 3.854% Due 6/25/2028	1,997,000.00	06/22/2023 4.42%	1,951,677.46 1,951,677.46	96.00 4.84%	1,917,169.93 1,282.74	0.39% (34,507.53)	NR NR	4.36 3.97
037833ET3	Apple Inc Callable Note Cont 4/10/2028 4% Due 5/10/2028	1,650,000.00	05/08/2023 4.01%	1,649,083.50 1,649,083.50	98.05 4.49%	1,617,821.70 3,850.00	0.33% (31,261.80)	Aaa AA+	4.45 4.01
58933YBH7	Merck & Co Callable Note Cont 4/17/2028 4.05% Due 5/17/2028	1,975,000.00	05/08/2023 4.05%	1,975,392.25 1,975,392.25	97.66 4.64%	1,928,713.90 3,110.63	0.39% (46,678.35)	A1 A+	4.47 4.02
91282CHE4	US Treasury Note 3.625% Due 5/31/2028	7,000,000.00	06/14/2023 4.00%	6,884,335.94 6,884,335.94	97.16 4.33%	6,801,214.00 693.31	1.39% (83,121.94)	Aaa AA+	4.50 4.10
3137FJEH8	FHLMC K081 A2 3.9% Due 8/25/2028	3,148,000.00	09/05/2023 4.88%	3,015,685.63 3,015,685.63	95.96 4.85%	3,020,959.31 10,231.00	0.62% 5,273.68	NR NR	4.53 4.19
74340XCG4	Prologis LP Callable Note Cont 5/15/2028 4.875% Due 6/15/2028	4,000,000.00	Various 5.11%	3,959,713.70 3,959,713.70	99.02 5.12%	3,960,844.00 82,875.00	0.83% 1,130.30	A3 A	4.55 3.94
3130AWN63	FHLB Note 4% Due 6/30/2028	3,000,000.00	08/21/2023 4.53%	2,931,360.00 2,931,360.00	98.69 4.32%	2,960,751.00 45,666.67	0.61% 29,391.00	Aaa AA+	4.59 4.08
78016HZS2	ROYAL BANK OF CANADA Note 5.2% Due 8/1/2028	3,500,000.00	09/12/2023 5.50%	3,454,675.00 3,454,675.00	99.65 5.28%	3,487,666.00 66,227.78	0.73% 32,991.00	A1 A	4.67 4.02
69371RS64	Paccar Financial Corp Note 4.95% Due 8/10/2028	1,670,000.00	08/03/2023 4.99%	1,667,361.40 1,667,361.40	100.39 4.85%	1,676,474.59 25,488.38	0.35% 9,113.19	A1 A+	4.70 4.09
91282CHX2	US Treasury Note 4.375% Due 8/31/2028	1,900,000.00	09/25/2023 4.62%	1,879,960.94 1,879,960.94	100.26 4.31%	1,904,898.20 21,009.62	0.39% 24,937.26	Aaa AA+	4.76 4.20

City of Corona Consolidated

Account #10003

Holdings by Maturity

As of November 30, 2023



CUSIP	Security Description	Par Value/Units	Purchase Date Book Yield	Cost Value Book Value	Mkt Price Mkt YTM	Market Value Accrued Int.	% of Port. Gain/Loss	Moody S&P	Term (yrs) Duration
74456QBX3	Public Service EI & Gas Callable Note Cont 6/1/2028 3.65% Due 9/1/2028	3,000,000.00	09/12/2023 5.15%	2,805,270.00 2,805,270.00	94.33 5.01%	2,829,756.00 27,375.00	0.58% 24,486.00	A1 A	4.76 4.25
91282CJA0	US Treasury Note 4.625% Due 9/30/2028	5,800,000.00	10/04/2023 4.77%	5,763,296.88 5,763,296.88	101.31 4.32%	5,876,125.00 45,441.26	1.21% 112,828.12	Aaa AA+	4.84 4.27
91282CJF9	US Treasury Note 4.875% Due 10/31/2028	2,000,000.00	10/27/2023 4.79%	2,007,578.13 2,007,578.13	102.45 4.32%	2,049,062.00 8,303.57	0.42% 41,483.87	Aaa AA+	4.92 4.33
TOTAL PORTFOLIO		505,403,633.66	3.32%	500,397,493.63	5.02%	486,719,832.45 3,394,933.01	100.00% (13,677,661.18)	Aa1 AA+	1.77 1.67
TOTAL MARKET VALUE PLUS ACCRUED						490,114,765.46			

City of Corona Consolidated

Account #10003

Issuer Report

As of November 30, 2023



Issue Name	Par	Cost	Market Value	MVACC	% Portfolio
Government of United States	\$233,570,000.00	\$229,616,231.95	\$226,030,549.37	\$228,151,509.07	46.55%
Federal Home Loan Mortgage Corp	\$50,475,000.00	\$49,608,069.13	\$47,784,786.69	\$47,879,456.14	9.77%
Federal National Mortgage Association	\$31,775,000.00	\$31,843,363.10	\$29,850,745.70	\$29,911,518.51	6.10%
Local Agency Investment Fund	\$29,597,356.57	\$29,597,356.57	\$29,597,356.57	\$29,775,005.41	6.08%
Federal Home Loan Bank	\$16,800,000.00	\$17,175,325.40	\$16,431,168.71	\$16,594,335.04	3.39%
Inter-American Dev Bank	\$6,390,000.00	\$6,360,733.80	\$5,850,332.55	\$5,856,700.36	1.19%
Intl Bank Recon and Development	\$6,300,000.00	\$6,272,360.85	\$5,809,185.91	\$5,812,073.41	1.19%
JP Morgan Chase & Co	\$5,860,000.00	\$5,902,566.85	\$5,675,250.61	\$5,697,738.27	1.16%
Bank of America Corp	\$6,000,000.00	\$5,914,175.64	\$5,647,290.00	\$5,676,366.66	1.16%
Toyota Motor Corp	\$6,025,000.00	\$6,019,919.00	\$5,611,654.65	\$5,643,598.87	1.15%
Royal Bank of Canada	\$4,770,000.00	\$4,724,205.10	\$4,722,498.43	\$4,794,322.15	0.98%
Paccar Financial	\$4,640,000.00	\$4,636,589.20	\$4,557,543.88	\$4,595,729.01	0.94%
Amazon.com Inc	\$4,865,000.00	\$4,843,983.20	\$4,439,268.72	\$4,441,836.36	0.91%
Realty Income Corp	\$4,500,000.00	\$4,242,810.00	\$4,211,986.50	\$4,274,036.50	0.87%
Northwestern Mutual Gbl	\$4,220,000.00	\$4,169,589.90	\$4,010,014.95	\$4,054,874.73	0.83%
Prologis Trust	\$4,000,000.00	\$3,959,713.70	\$3,960,844.00	\$4,043,719.00	0.83%
US Bancorp	\$4,145,000.00	\$4,136,171.15	\$3,980,870.44	\$4,011,554.95	0.82%
Metlife Inc	\$4,200,000.00	\$4,195,589.30	\$3,764,099.02	\$3,786,804.05	0.77%
JP Morgan ABS	\$3,645,000.00	\$3,643,989.61	\$3,660,145.01	\$3,668,504.21	0.75%
New York Life Global Funding	\$3,745,000.00	\$3,740,955.40	\$3,588,646.25	\$3,609,311.37	0.74%
United Health Group Inc	\$3,670,000.00	\$3,705,463.45	\$3,582,718.15	\$3,608,561.75	0.74%
John Deere ABS	\$3,614,930.51	\$3,614,314.04	\$3,550,355.26	\$3,555,664.69	0.73%
Tennessee Valley Authority	\$3,500,000.00	\$3,548,755.00	\$3,423,640.50	\$3,452,272.44	0.70%
State of California	\$3,385,000.00	\$3,462,753.45	\$3,301,559.75	\$3,315,099.75	0.68%
Toronto Dominion Holdings	\$3,300,000.00	\$3,280,243.00	\$3,106,326.00	\$3,145,933.71	0.64%
Federated Govt Obligation Money Market Fund	\$3,082,456.15	\$3,082,456.15	\$3,082,456.15	\$3,082,456.15	0.63%
Public Service EI & Gas	\$3,000,000.00	\$2,805,270.00	\$2,829,756.00	\$2,857,131.00	0.58%
Guardian Life Global Funding	\$3,000,000.00	\$2,969,700.00	\$2,728,359.00	\$2,740,827.76	0.56%
American Express ABS	\$2,765,000.00	\$2,764,388.38	\$2,688,586.46	\$2,692,752.39	0.55%
Bank of Montreal Chicago	\$2,761,000.00	\$2,862,660.02	\$2,621,649.57	\$2,625,906.11	0.54%

City of Corona Consolidated

Account #10003

Issuer Report

As of November 30, 2023



Issue Name	Par	Cost	Market Value	MVACC	% Portfolio
Honda ABS	\$2,656,007.64	\$2,655,582.68	\$2,578,960.87	\$2,580,549.81	0.53%
Caterpillar Inc	\$2,593,000.00	\$2,624,484.21	\$2,518,098.60	\$2,521,660.37	0.51%
Hyundai Auto Receivables	\$2,572,593.87	\$2,572,320.40	\$2,511,131.58	\$2,512,756.89	0.51%
Deere & Company	\$2,450,000.00	\$2,487,705.50	\$2,438,690.80	\$2,481,038.37	0.51%
Costco Wholesale Corporation	\$2,500,000.00	\$2,441,975.00	\$2,375,657.50	\$2,378,365.83	0.49%
MasterCard Inc	\$2,090,000.00	\$2,087,972.70	\$2,115,748.80	\$2,138,956.51	0.44%
Mass Mutual Insurance	\$2,272,000.00	\$2,271,369.92	\$2,043,834.40	\$2,054,058.40	0.42%
Merck & Company	\$1,975,000.00	\$1,975,392.25	\$1,928,713.90	\$1,931,824.53	0.39%
Prudential Financial Inc	\$1,975,000.00	\$1,972,965.75	\$1,888,771.50	\$1,899,812.30	0.39%
Toyota Lease Owner Trust	\$1,859,068.58	\$1,858,775.96	\$1,842,695.76	\$1,843,809.14	0.38%
Apple Inc	\$1,650,000.00	\$1,649,083.50	\$1,617,821.70	\$1,621,671.70	0.33%
Morgan Stanley	\$1,600,000.00	\$1,511,376.00	\$1,521,286.40	\$1,524,495.47	0.31%
GM Financial Automobile Leasing Trust	\$1,509,579.02	\$1,509,564.93	\$1,498,187.85	\$1,498,961.99	0.31%
Northern Trust Corp	\$1,345,000.00	\$1,342,821.10	\$1,306,184.64	\$1,309,322.97	0.27%
Toyota ABS	\$1,328,215.35	\$1,328,087.77	\$1,297,111.68	\$1,297,410.83	0.26%
Charles Schwab Corp/The	\$1,300,000.00	\$1,282,866.00	\$1,181,999.00	\$1,189,784.56	0.24%
Verizon Master Trust	\$1,150,000.00	\$1,149,949.40	\$1,146,685.70	\$1,147,992.87	0.23%
GM Financial Securitized Term Auto Trust	\$1,181,344.47	\$1,181,278.47	\$1,139,980.71	\$1,140,456.59	0.23%
BMW ABS	\$1,065,000.00	\$1,064,944.62	\$1,043,729.82	\$1,044,299.60	0.21%
National Rural Utilities	\$940,000.00	\$939,746.20	\$913,258.88	\$928,212.71	0.19%
Wal-Mart Stores	\$785,000.00	\$783,516.35	\$713,399.37	\$715,093.66	0.15%
Hyundai Auto Lease Securitization	\$632,956.98	\$632,942.99	\$627,821.17	\$628,147.49	0.13%
BMW Vehicle Lease Trust	\$373,124.52	\$373,069.59	\$370,417.02	\$370,483.05	0.08%
TOTAL	\$505,403,633.66	\$500,397,493.63	\$486,719,832.45	\$490,114,765.46	100.00%

Portfolio Performance

November 30, 2023

Date	City of Corona	City of Corona Internal Account	City of Corona Consolidated Account
7/31/2006			
8/31/2006	0.744%	0.530%	0.633%
9/30/2006	0.559%	0.506%	0.533%
10/31/2006	0.585%	0.445%	0.517%
10/31/2006	0.585%	0.445%	0.517%
11/30/2006	0.655%	0.488%	0.573%
12/31/2006	-0.102%	0.203%	0.044%
1/31/2007	0.159%	0.350%	0.250%
2/28/2007	1.021%	0.604%	0.798%
3/31/2007	0.334%	0.407%	0.372%
4/30/2007	0.403%	0.415%	0.409%
5/31/2007	-0.330%	0.247%	-0.031%
6/30/2007	0.360%	0.413%	0.390%
7/31/2007	0.984%	0.429%	0.672%
8/31/2007	0.940%	0.464%	0.809%
9/30/2007	0.824%	0.415%	0.728%
10/31/2007	0.451%	0.410%	0.443%
11/30/2007	1.608%	0.401%	1.392%
12/31/2007	0.414%	0.404%	0.413%
1/31/2008	1.952%	0.388%	1.600%
2/29/2008	0.908%	0.329%	0.730%
3/31/2008	0.102%	0.321%	0.164%
4/30/2008	-0.683%	0.278%	-0.482%
5/31/2008	-0.519%	0.263%	-0.340%
6/30/2008	0.310%	0.237%	0.288%
7/31/2008	0.468%	0.237%	0.406%
8/31/2008	0.494%	0.232%	0.431%
9/30/2008	-0.920%	0.227%	-0.704%
10/31/2008	0.620%	0.231%	0.549%
11/30/2008	2.483%	0.208%	2.067%
12/31/2008	2.145%	0.206%	1.875%

Date	City of Corona	City of Corona Internal Account	City of Corona Consolidated Account
1/31/2009	-0.248%	0.175%	-0.192%
2/28/2009	0.166%	0.141%	0.160%
3/31/2009	0.639%	0.153%	0.555%
4/30/2009	0.500%	0.132%	0.454%
5/31/2009	0.334%	0.134%	0.307%
6/30/2009	-0.121%	0.114%	-0.067%
7/31/2009	0.518%	0.089%	0.428%
8/31/2009	0.662%	0.074%	0.544%
9/30/2009	0.353%	0.062%	0.301%
10/31/2009	0.444%	0.054%	0.386%
11/30/2009	0.866%	0.050%	0.775%
12/31/2009	-1.061%	0.049%	-0.960%
1/31/2010	0.957%	0.048%	0.855%
2/28/2010	0.398%	0.041%	0.322%
3/31/2010	-0.270%	0.046%	-0.218%
4/30/2010	0.514%	0.048%	0.446%
5/31/2010	0.464%	0.047%	0.419%
6/30/2010	0.895%	0.042%	0.743%
7/31/2010	0.670%	0.049%	0.548%
8/31/2010	0.389%	0.043%	0.329%
9/30/2010	0.322%	0.041%	0.285%
10/31/2010	0.490%	0.041%	0.444%
11/30/2010	-0.447%	0.037%	-0.400%
12/31/2010	-0.424%	0.038%	-0.381%
1/31/2011	0.246%	0.038%	0.227%
2/28/2011	-0.060%	0.034%	-0.044%
3/31/2011	0.030%	0.037%	0.031%
4/30/2011	0.678%	0.050%	0.599%
5/31/2011	0.519%	0.036%	0.459%
6/30/2011	-0.059%	0.032%	-0.040%
7/31/2011	0.658%	0.046%	0.536%
8/31/2011	0.423%	0.031%	0.354%
9/30/2011	-0.178%	0.031%	-0.143%
10/31/2011	0.293%	0.035%	0.254%
11/30/2011	-0.053%	0.031%	-0.038%
12/31/2011	0.307%	0.030%	0.264%

Date	City of Corona	City of Corona Internal Account	City of Corona Consolidated Account
1/31/2012	0.542%	0.035%	0.466%
2/29/2012	-0.011%	0.030%	-0.002%
3/31/2012	-0.125%	0.032%	-0.095%
4/30/2012	0.449%	0.029%	0.372%
5/31/2012	0.072%	0.031%	0.064%
6/30/2012	0.107%	0.030%	0.089%
7/31/2012	0.431%	0.029%	0.332%
8/31/2012	0.181%	0.030%	0.151%
9/30/2012	0.046%	0.028%	0.042%
10/31/2012	-0.035%	0.028%	-0.024%
11/30/2012	0.243%	0.026%	0.210%
12/31/2012	-0.043%	0.028%	-0.034%
1/31/2013	-0.100%	0.023%	-0.084%
2/28/2013	0.218%	0.022%	0.185%
3/31/2013	0.056%	0.024%	0.052%
4/30/2013	0.225%	0.020%	0.213%
5/31/2013	-0.474%	0.022%	-0.442%
6/30/2013	-0.505%	0.020%	-0.424%
7/31/2013	0.280%	0.022%	0.240%
8/31/2013	-0.238%	0.023%	-0.200%
9/30/2013	0.493%	0.021%	0.438%
10/31/2013	0.339%	0.021%	0.305%
11/30/2013	0.150%	0.022%	0.137%
12/31/2013	-0.423%	0.025%	-0.379%
1/31/2014	0.483%	0.018%	0.434%
2/28/2014	0.175%	0.018%	0.148%
3/31/2014	-0.271%	0.020%	-0.228%
4/30/2014	0.274%	0.017%	0.239%
5/31/2014	0.380%	0.020%	0.338%
6/30/2014	-0.058%	0.019%	-0.047%
7/31/2014	-0.200%	0.019%	-0.157%
8/31/2014	0.289%	0.021%	0.242%
9/30/2014	-0.151%	0.020%	-0.124%
10/31/2014	0.392%	0.020%	0.333%
11/30/2014	0.320%	0.021%	0.273%
12/31/2014	-0.210%	0.023%	-0.175%

Date	City of Corona	City of Corona Internal Account	City of Corona Consolidated Account
1/31/2015	0.961%	0.023%	0.800%
2/28/2015	-0.419%	0.020%	-0.297%
3/31/2015	0.404%	0.024%	0.325%
4/30/2015	0.035%	0.021%	0.032%
5/31/2015	0.082%	0.025%	0.071%
6/30/2015	-0.143%	0.024%	-0.105%
7/31/2015	0.166%	0.026%	0.131%
8/31/2015	-0.009%	0.028%	0.000%
9/30/2015	0.490%	0.027%	0.401%
10/31/2015	-0.089%	0.027%	-0.069%
11/30/2015	-0.240%	0.030%	-0.201%
12/31/2015	-0.085%	0.034%	-0.070%
1/31/2016	0.917%	0.034%	0.836%
2/29/2016	0.206%	0.036%	0.180%
3/31/2016	0.383%	0.043%	0.333%
4/30/2016	0.044%	0.041%	0.043%
5/31/2016	-0.121%	0.073%	-0.097%
6/30/2016	0.796%	0.048%	0.683%
7/31/2016	0.045%	0.020%	0.040%
8/31/2016	-0.215%	0.052%	-0.185%
9/30/2016	0.105%	0.053%	0.099%
10/31/2016	-0.128%	0.054%	-0.099%
11/30/2016	-0.814%	0.055%	-0.696%
12/31/2016	0.063%	0.074%	0.064%

Date	City of Corona	City of Corona Internal Account	City of Corona Consolidated Account
1/31/2017	0.177%	0.065%	0.163%
2/28/2017	0.203%	0.059%	0.175%
3/31/2017	0.092%	0.062%	0.086%
4/30/2017	0.330%	0.071%	0.282%
5/31/2017	0.236%	0.079%	0.205%
6/30/2017	-0.062%	0.081%	-0.036%
7/31/2017	0.305%	0.086%	0.259%
8/31/2017	0.304%	0.092%	0.269%
9/30/2017	-0.233%	0.092%	-0.181%
10/31/2017	-0.032%	0.094%	-0.007%
11/30/2017	-0.269%	0.096%	-0.213%
12/31/2017	0.026%	0.105%	0.036%
1/31/2018	-0.471%	0.123%	-0.382%
2/28/2018	-0.167%	0.108%	-0.108%
3/31/2018	0.219%	0.129%	0.201%
4/30/2018	-0.200%	0.154%	-0.132%
5/31/2018	0.467%	0.151%	0.405%
6/30/2018	-0.007%	0.151%	0.030%
7/31/2018	-0.005%	0.218%	0.043%
8/31/2018	0.458%	0.169%	0.419%
9/30/2018	-0.167%	0.168%	-0.123%
10/31/2018	0.039%	0.232%	0.062%
11/30/2018	0.384%	0.180%	0.357%
12/31/2018	0.968%	0.196%	0.882%
1/31/2019	0.514%	0.241%	0.477%
2/28/2019	0.166%	0.185%	0.169%
3/31/2019	0.774%	0.206%	0.670%
4/30/2019	0.192%	0.233%	0.200%
5/31/2019	0.822%	0.208%	0.704%
6/30/2019	0.687%	0.201%	0.612%
7/31/2019	-0.046%	0.235%	0.008%
8/31/2019	1.074%	0.199%	0.993%
9/30/2019	-0.144%	0.186%	-0.113%
10/31/2019	0.331%	0.218%	0.320%
11/30/2019	-0.005%	0.169%	0.008%
12/31/2019	0.194%	0.177%	0.193%

Date	City of Corona	City of Corona Internal Account	City of Corona Consolidated Account
1/31/2020	0.845%	0.202%	0.804%
2/29/2020	1.016%	0.150%	0.911%
3/31/2020	0.494%	0.151%	0.461%
4/30/2020	0.757%	0.172%	0.707%
5/31/2020	0.513%	0.115%	0.480%
6/30/2020	0.284%	0.102%	0.272%
7/31/2020	0.259%	0.098%	0.238%
8/31/2020	0.049%	0.066%	0.051%
9/30/2020	0.012%	0.056%	0.016%
10/31/2020	-0.041%	0.060%	-0.034%
11/30/2020	0.137%	0.048%	0.133%
12/31/2020	0.164%	0.047%	0.159%
1/31/2021	-0.022%	0.049%	-0.018%
2/28/2021	-0.335%	0.031%	-0.299%
3/31/2021	-0.129%	0.031%	-0.117%
4/30/2021	0.212%	0.035%	0.195%
5/31/2021	0.228%	0.027%	0.213%
6/30/2021	-0.209%	0.022%	-0.181%
7/31/2021	0.329%	0.024%	0.283%
8/31/2021	-0.040%	0.019%	-0.029%
9/30/2021	-0.253%	0.017%	-0.208%
10/31/2021	-0.464%	0.026%	-0.378%
11/30/2021	-0.053%	0.017%	-0.041%
12/31/2021	-0.152%	0.018%	-0.120%

Date	City of Corona	City of Corona Internal Account	City of Corona Consolidated Account
1/31/2022	-0.932%	0.025%	-0.739%
2/28/2022	-0.504%	0.021%	-0.372%
3/31/2022	-1.740%	0.031%	-1.247%
4/30/2022	-0.885%	0.048%	-0.635%
5/31/2022	0.580%	0.059%	0.460%
6/30/2022	-0.619%	0.070%	-0.430%
7/31/2022	0.761%	0.111%	0.607%
8/31/2022	-1.094%	0.109%	-0.816%
9/30/2022	-1.623%	0.125%	-1.178%
10/31/2022	-0.274%	0.160%	-0.152%
11/30/2022	1.162%	0.165%	0.888%
12/31/2022	0.154%	0.182%	0.162%
1/31/2023	0.976%	0.228%	0.757%
2/28/2023	-0.913%	0.193%	-0.550%
3/31/2023	1.599%	0.243%	1.183%
4/30/2023	0.454%	0.265%	0.398%
5/31/2023	-0.352%	0.249%	-0.184%
6/30/2023	-0.477%	0.258%	-0.387%
7/31/2023	0.352%	0.391%	0.356%
8/31/2023	0.286%	0.280%	0.286%
9/30/2023	-0.288%	0.280%	-0.228%
10/31/2023	0.050%	0.391%	0.084%
11/30/2023	1.608%	0.315%	1.504%

City of Corona Consolidated

Account #10003

Corona Supplemental

As of November 30, 2023



Investments	Par Value	Market Value	Book Value	% of Portfolio	Term	Days to Maturity	YTM
ABS	\$24,352,820.94	\$23,955,808.89	\$24,349,208.84	4.87%			
Agency	\$71,245,000.00	\$67,697,260.35	\$71,691,626.40	14.33%	1,559	1,011	3.761
CMO	\$31,305,000.00	\$29,793,081.25	\$30,483,886.23	6.09%			
Corporate	\$96,176,000.00	\$91,602,241.66	\$95,480,879.39	19.08%			
LAIF	\$29,597,356.57	\$29,597,356.57	\$29,597,356.57	5.91%	1	1	0.680
Money Market Fund	\$3,082,456.15	\$3,082,456.15	\$3,082,456.15	0.62%			
Municipal Bonds	\$3,385,000.00	\$3,301,559.75	\$3,462,753.45	0.69%			
Supranational	\$12,690,000.00	\$11,659,518.46	\$12,633,094.65	2.52%			
US Treasury	\$233,570,000.00	\$226,030,549.37	\$229,616,231.95	45.89%	1,699	864	4.337
TOTAL PORTFOLIO	\$505,403,633.66	\$486,719,832.45	\$500,397,493.63	100.00%	1341	836	1.958
AVERAGE DAILY BALANCE			\$303,261,387.00				



Chandler Asset Management, Inc. ("Chandler") is an SEC registered investment adviser. For additional information about our firm, please see our current disclosures (Form ADV). To obtain a copy of our current disclosures, you may contact your client service representative by calling the number on the front of this statement or you may visit our website at www.chandlerasset.com.

Information contained in this monthly statement is confidential and is provided for informational purposes only and should not be construed as specific investment or legal advice. The information contained herein was obtained from sources believed to be reliable as of the date of this statement, but may become outdated or superseded at any time without notice.

Custody: Your qualified custodian bank maintains control of all assets reflected in this statement and we urge you to compare this statement to the one you receive from your qualified custodian. Chandler does not have any authority to withdraw or deposit funds from/to the custodian account.

Valuation: Prices are provided by IDC, an independent pricing source. In the event IDC does not provide a price or if the price provided is not reflective of fair market value, Chandler will obtain pricing from an alternative approved third party pricing source in accordance with our written valuation policy and procedures. Our valuation procedures are also disclosed in Item 5 of our Form ADV Part 2A.

Performance: Performance results are presented gross-of-advisory fees and represent the client's Total Return. The deduction of advisory fees lowers performance results. These results include the reinvestment of dividends and other earnings. Past performance may not be indicative of future results. Therefore, clients should not assume that future performance of any specific investment or investment strategy will be profitable or equal to past performance levels. All investment strategies have the potential for profit or loss. Economic factors, market conditions or changes in investment strategies, contributions or withdrawals may materially alter the performance and results of your portfolio.

Source ice Data Indices, LLC ("ICE"), used with permission. ICE PERMITS USE OF THE ICE INDICES AND RELATED DATA ON AN "AS IS" BASIS; ICE, ITS AFFILIATES AND THEIR RESPECTIVE THIRD PARTY SUPPLIERS DISCLAIM ANY AND ALL WARRANTIES AND REPRESENTATIONS, EXPRESS AND/OR IMPLIED, INCLUDING ANY WARRANTIES OF MERCHANTABILITY OR FITNESS FOR A PARTICULAR PURPOSE OR USE, INCLUDING THE INDICES, INDEX DATA AND ANY DATA INCLUDED IN, RELATED TO, OR DERIVED THEREFROM. NEITHER ICE DATA, ITS AFFILIATES OR THEIR RESPECTIVE THIRD PARTY PROVIDERS GUARANTEE THE QUALITY, ADEQUACY, ACCURACY, TIMELINESS OR COMPLETENESS OF THE INDICES OR THE INDEX DATA OR ANY COMPONENT THEREOF, AND THE INDICES AND INDEX DATA AND ALL COMPONENTS THEREOF ARE PROVIDED ON AN "AS IS" BASIS AND LICENSEE'S USE IS AT LICENSEE'S OWN RISK. ICE DATA, ITS AFFILIATES AND THEIR RESPECTIVE THIRD PARTY DO NOT SPONSOR, ENDORSE, OR RECOMMEND CHANDLER, OR ANY OF ITS PRODUCTS OR SERVICES.

Index returns assume reinvestment of all distributions. Historical performance results for investment indexes generally do not reflect the deduction of transaction and/or custodial charges or the deduction of an investment management fee, the incurrence of which would have the effect of decreasing historical performance results. It is not possible to invest directly in an index.

Ratings: Ratings information have been provided by Moody's, S&P and Fitch through data feeds we believe to be reliable as of the date of this statement, however we cannot guarantee its accuracy.

Security level ratings for U.S. Agency issued mortgage-backed securities ("MBS") reflect the issuer rating because the securities themselves are not rated. The issuing U.S. Agency guarantees the full and timely payment of both principal and interest and carries a AA+/Aaa/AAA by S&P, Moody's and Fitch respectively.



City of Corona Pension Stabilization Trust - Account #10952

MONTHLY ACCOUNT STATEMENT

NOVEMBER 1, 2023 THROUGH NOVEMBER 30, 2023

Chandler Team:

For questions about your account, please call (800) 317-4747,
or contact operations@chandlerasset.com

Custodian

Charles Schwab & Co.
Schwab Prime Broker
(877) 518-5226

CHANDLER ASSET MANAGEMENT
chandlerasset.com

Information contained herein is confidential. We urge you to compare this statement to the one you receive from your qualified custodian. Please see Important Disclosures.

City of Corona Pension Stabilization Trust

Account #10952

Portfolio Summary

As of November 30, 2023



PORTFOLIO CHARACTERISTICS

Average Modified Duration	0.00
Average Coupon	0.00%
Average Purchase YTM	2.28%
Average Market YTM	0.00%
Average S&P/Moody Rating	NR/NR
Average Final Maturity	0.00 yrs
Average Life	0.00 yrs

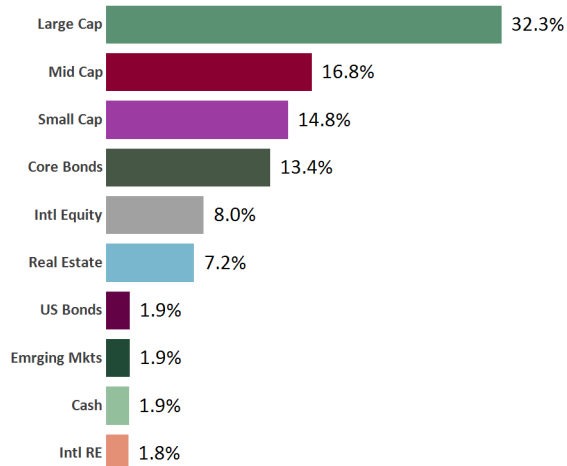
ACCOUNT SUMMARY

	Beg. Values as of 10/31/23	End Values as of 11/30/23
Market Value	32,794,607	35,510,368
Accrued Interest	0	0
Total Market Value	32,794,607	35,510,368
Income Earned	115,683	17,464
Cont/WD		0
Par	927,181	944,645
Book Value	32,960,101	32,977,566
Cost Value	32,960,101	32,977,566

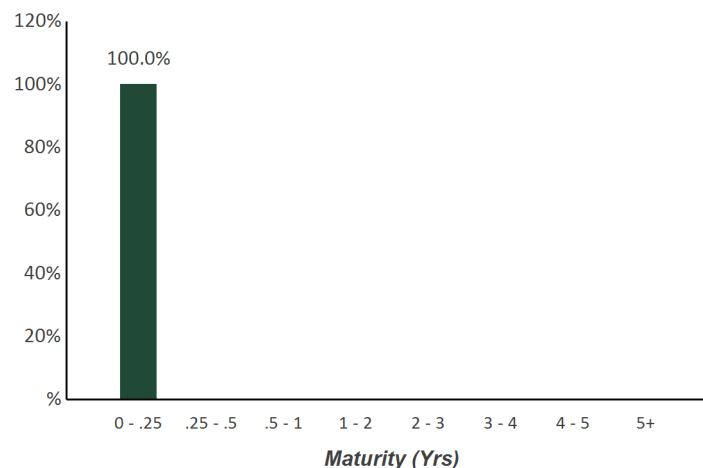
TOP ISSUERS

iShares Core S&P 500 ETF	32.3%
iShares Core S&P Mid-Cap ETF	16.8%
Vanguard Small-Cap ETF	14.8%
Vanguard Total Bond Market	13.4%
Vanguard FTSE Developed Markets	8.0%
Vanguard Real Estate ETF	7.2%
SPDR Barclays Capital High Yield	1.9%
Vanguard FTSE Emerging Markets	1.9%
Total	96.3%

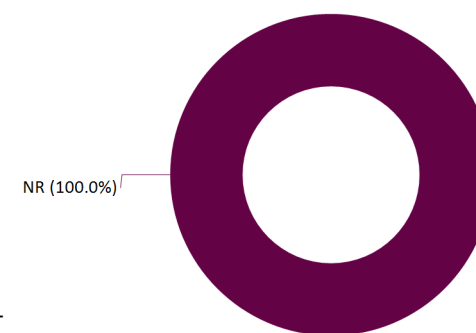
SECTOR ALLOCATION



MATURITY DISTRIBUTION



CREDIT QUALITY (S&P)



PERFORMANCE REVIEW

TOTAL RATE OF RETURN	1M	3M	YTD	1YR	Annualized				
					2YRS	3YRS	5YRS	10YRS	7/31/2022
City of Corona Pension Stabilization Trust	8.28%	-0.15%	10.18%	5.35%	N/A	N/A	N/A	N/A	6.91%
Multi Asset Class Index*	6.82%	0.93%	9.72%	7.27%	N/A	N/A	N/A	N/A	3.50%

*35% S&P 500, 15% MSCI EAFE (Europe, Australasia, Israel and the Far East), 50% ICE BofA US Corporate, Government & Mortgage Index

Statement of Compliance

As of November 30, 2023



City of Corona Pension Stabilization Trust

Assets managed by Chandler Asset Management are in full compliance with state law and the Client's investment policy.

Category	Standard	Comment
Fixed Income	10%-30% acceptable range (combined Cash & Fixed Income); Excluding Treasury, Agency obligations, Exchange Traded Funds (ETFs), and Mutual Fund holdings, no individual security holding shall exceed 5% of the portfolio at time of purchase; The allocation of Trust assets shall be maintained within the acceptable range and the policy mix; Individually purchased fixed income securities must, at the time of purchase, have a credit rating of at least "Investment Grade" by one of more NRSRO; Permitted: Fixed-income securities of U.S. and non-U.S. issuers including governments, quasi-government entities, and corporations; Mortgage-backed securities, Asset-backed securities, Money Market Instruments	<i>Complies</i>
Global Equities	50%-80% acceptable range; The allocation of Trust assets shall be maintained within the acceptable range and the policy mix; Permitted: Equity securities of U.S. and non-U.S. issuers	<i>Complies</i>
Commodities (not direct investment)	0%-5% acceptable range; The allocation of Trust assets shall be maintained within the acceptable range and the policy mix	<i>Complies</i>
Real Estate Investment Trusts (REITs)	0%-15% acceptable range; The allocation of Trust assets shall be maintained within the acceptable range and the policy mix; Publicly traded Real Estate Investment Trusts (REITs)	<i>Complies</i>
Commingled Funds	Funds that are consistent with the policy's investment objectives	<i>Complies</i>
Mutual Funds	Mutual Funds that invest in securities permitted by the Investment Policy	<i>Complies</i>
Exchange Traded Funds (ETFs)	ETFs that invest in securities permitted by the Investment Policy	<i>Complies</i>
Cash	10%-30% acceptable range (combined Cash & Fixed Income); The allocation of Trust assets shall be maintained within the acceptable range and the policy mix	<i>Complies</i>
Credit Rating	Individually purchased fixed income securities must, at the time of purchase, have a credit rating of at least "Investment Grade" by one of more NRSRO	<i>Complies</i>
Max per Security Holding	Excluding Treasury, Agency obligations, Exchange Traded Funds (ETFs), and Mutual Fund holdings, no individual security holding shall exceed 5% of the portfolio at time of purchase	<i>Complies</i>

City of Corona Pension Stabilization Trust

Account #10952

Reconciliation Summary

As of November 30, 2023



BOOK VALUE RECONCILIATION		
BEGINNING BOOK VALUE		\$32,960,101.38
Acquisition		
+ Security Purchases	\$0.00	
+ Money Market Fund Purchases	\$17,464.46	
+ Money Market Contributions	\$0.00	
+ Security Contributions	\$0.00	
+ Security Transfers	\$0.00	
Total Acquisitions		\$17,464.46
Dispositions		
- Security Sales	\$0.00	
- Money Market Fund Sales	\$0.00	
- MMF Withdrawals	\$0.00	
- Security Withdrawals	\$0.00	
- Security Transfers	\$0.00	
- Other Dispositions	\$0.00	
- Maturities	\$0.00	
- Calls	\$0.00	
- Principal Paydowns	\$0.00	
Total Dispositions		\$0.00
Amortization/Accretion		
+/- Net Accretion	\$0.00	
		\$0.00
Gain/Loss on Dispositions		
+/- Realized Gain/Loss	\$0.00	
		\$0.00
ENDING BOOK VALUE		\$32,977,565.84

CASH TRANSACTION SUMMARY		
BEGINNING BALANCE		\$652,575.54
Acquisition		
Contributions	\$0.00	
Security Sale Proceeds	\$0.00	
Accrued Interest Received	\$0.00	
Interest Received	\$0.00	
Dividend Received	\$17,464.46	
Principal on Maturities	\$0.00	
Interest on Maturities	\$0.00	
Calls/Redemption (Principal)	\$0.00	
Interest from Calls/Redemption	\$0.00	
Principal Paydown	\$0.00	
Total Acquisitions	\$17,464.46	
Dispositions		
Withdrawals	\$0.00	
Security Purchase	\$0.00	
Accrued Interest Paid	\$0.00	
Total Dispositions	\$0.00	
ENDING BOOK VALUE		\$670,040.00

City of Corona Pension Stabilization Trust

Account #10952

Holdings Report

As of November 30, 2023



CUSIP	Security Description	Par Value/Units	Purchase Date Book Yield	Cost Value Book Value	Mkt Price Mkt YTM	Market Value Accrued Int.	% of Port. Gain/Loss	Moody/S&P Fitch	Maturity Duration
CASH									
90CASH\$00	Cash Custodial Cash Account	670,040.00	Various 0.00%	670,040.00 670,040.00	1.00 0.00%	670,040.00 0.00	1.89% 0.00	NR / NR NR	0.00 0.00
Total Cash		670,040.00	N/A	670,040.00	0.00%	670,040.00 0.00	1.89% 0.00	NR / NR NR	0.00 0.00
EMERGING MARKET EQUITY									
922042858	Vanguard FTSE Emerging Markets ETF Due 11/30/2023	16,720.00	Various 3.69%	643,691.94 643,691.94	40.63 0.00%	679,333.60 0.00	1.91% 35,641.66	NR / NR NR	0.00 0.00
Total Emerging Market Equity		16,720.00	3.69%	643,691.94 643,691.94	0.00%	679,333.60 0.00	1.91% 35,641.66	NR / NR NR	0.00 0.00
INTERNATIONAL EQUITY									
921943858	Vanguard ETF FTSE Developed Mkts ETF Due 11/30/2023	61,510.00	Various 3.91%	2,420,843.73 2,420,843.73	45.96 0.00%	2,826,999.60 0.00	7.96% 406,155.87	NR / NR NR	0.00 0.00
Total International Equity		61,510.00	3.91%	2,420,843.73 2,420,843.73	0.00%	2,826,999.60 0.00	7.96% 406,155.87	NR / NR NR	0.00 0.00
INTERNATIONAL REAL ESTATE									
922042676	Vanguard Vanguard GLBL Ex-US Real Est Due 11/30/2023	15,775.00	05/15/2023 0.00%	655,924.50 655,924.50	40.90 0.00%	645,197.50 0.00	1.82% (10,727.00)	NR / NR NR	0.00 0.00
Total International Real Estate		15,775.00	N/A	655,924.50 655,924.50	0.00%	645,197.50 0.00	1.82% (10,727.00)	NR / NR NR	0.00 0.00
LARGE CAP US EQUITY									
464287200	ISHARES S&P 500 Index ETF	25,000.00	Various N/A	9,761,289.05 9,761,289.05	458.42 N/A	11,460,500.00 0.00	32.27% 1,699,210.95	NR / NR NR	0.00 0.00
Total Large Cap US Equity		25,000.00	N/A	9,761,289.05 9,761,289.05	N/A	11,460,500.00 0.00	32.27% 1,699,210.95	NR / NR NR	0.00 0.00

City of Corona Pension Stabilization Trust

Account #10952

Holdings Report

As of November 30, 2023



CUSIP	Security Description	Par Value/Units	Purchase Date Book Yield	Cost Value Book Value	Mkt Price Mkt YTM	Market Value Accrued Int.	% of Port. Gain/Loss	Moody/S&P Fitch	Maturity Duration
MID CAP US EQUITY									
464287507	ISHARES S&P Midcap ETF Due 11/30/2023	23,300.00	Various 1.59%	5,536,825.68 5,536,825.68	256.06 0.00%	5,966,198.00 0.00	16.80% 429,372.32	NR / NR NR	0.00 0.00
Total Mid Cap US Equity		23,300.00	1.59%	5,536,825.68	0.00%	5,966,198.00	16.80% 429,372.32	NR / NR NR	0.00 0.00
REAL ESTATE									
922908553	Vanguard ETF REIT Due 11/30/2023	31,200.00	Various 3.46%	2,726,488.43 2,726,488.43	81.73 0.00%	2,549,976.00 0.00	7.18% (176,512.43)	NR / NR NR	0.00 0.00
Total Real Estate		31,200.00	3.46%	2,726,488.43	0.00%	2,549,976.00	7.18% (176,512.43)	NR / NR NR	0.00 0.00
SMALL CAP US EQUITY									
922908751	Vanguard ETF Small Cap Due 11/30/2023	27,100.00	Various 1.54%	5,022,975.48 5,022,975.48	194.43 0.00%	5,269,053.00 0.00	14.84% 246,077.52	NR / NR NR	0.00 0.00
Total Small Cap US Equity		27,100.00	1.54%	5,022,975.48	0.00%	5,269,053.00	14.84% 246,077.52	NR / NR NR	0.00 0.00
US CORE BONDS									
921937835	Vanguard ETF Total Bond Index Due 11/30/2023	66,600.00	Various 2.36%	4,862,778.58 4,862,778.58	71.43 0.00%	4,757,238.00 0.00	13.40% (105,540.58)	NR / NR NR	0.00 0.00
Total US Core Bonds		66,600.00	2.36%	4,862,778.58	0.00%	4,757,238.00	13.40% (105,540.58)	NR / NR NR	0.00 0.00

City of Corona Pension Stabilization Trust

Account #10952

Holdings Report

As of November 30, 2023



CUSIP	Security Description	Par Value/Units	Purchase Date Book Yield	Cost Value Book Value	Mkt Price Mkt YTM	Market Value Accrued Int.	% of Port. Gain/Loss	Moody/S&P Fitch	Maturity Duration
US HIGH YIELD BONDS									
78468R622	SPDR Bloomberg High Yield Bond ETF Due 11/30/2023	7,400.00	Various 5.50%	676,708.45 676,708.45	92.68 0.00%	685,832.00 0.00	1.93% 9,123.55	NR / NR NR	0.00 0.00
Total US High Yield Bonds		7,400.00	5.50%	676,708.45 676,708.45	0.00%	685,832.00 0.00	1.93% 9,123.55	NR / NR NR	0.00 0.00
TOTAL PORTFOLIO		944,645.00	2.28%	32,977,565.84 32,977,565.84	0.00%	35,510,367.70 0.00	100.00% 2,532,801.86	NR / NR NR	0.00 0.00
TOTAL MARKET VALUE PLUS ACCRUED						35,510,367.70			

City of Corona Pension Stabilization Trust

Account #10952

Transaction Ledger

As of November 30, 2023



Transaction Type	Settlement Date	CUSIP	Quantity	Security Description	Price	Acq/Disp Yield	Amount	Interest Pur/Sold	Total Amount	Gain/Loss
ACQUISITIONS										
Purchase	11/06/2023	90CASH\$00	13,504.88	Cash Custodial Cash Account	1.000		13,504.88	0.00	13,504.88	0.00
Purchase	11/07/2023	90CASH\$00	3,708.82	Cash Custodial Cash Account	1.000		3,708.82	0.00	3,708.82	0.00
Purchase	11/15/2023	90CASH\$00	250.76	Cash Custodial Cash Account	1.000		250.76	0.00	250.76	0.00
Subtotal			17,464.46				17,464.46	0.00	17,464.46	0.00
TOTAL ACQUISITIONS			17,464.46				17,464.46	0.00	17,464.46	0.00
OTHER TRANSACTIONS										
Dividend	11/06/2023	921937835	66,600.00	Vanguard ETF Total Bond Index	0.000		13,504.88	0.00	13,504.88	0.00
Dividend	11/07/2023	78468R622	7,400.00	SPDR Bloomberg High Yield Bond ETF	0.000		3,708.82	0.00	3,708.82	0.00
Dividend	11/15/2023	90CASH\$00	0.00	Cash Custodial Cash Account	0.000		250.76	0.00	250.76	0.00
Subtotal			74,000.00				17,464.46	0.00	17,464.46	0.00
TOTAL OTHER TRANSACTIONS			74,000.00				17,464.46	0.00	17,464.46	0.00

City of Corona Pension Stabilization Trust

Income Earned



Account #10952

As of November 30, 2023

CUSIP	Security Description	Trade Date Settle Date Units	Book Value: Begin Book Value: Acq Book Value: Disp Book Value: End	Prior Accrued Inc. Received Ending Accrued Total Interest	Accr. Of Discount Amort. Of Premium Net Accret/Amort Income Earned	Total Income
EQUITY						
464287200	ISHARES S&P 500 Index ETF	Various Various 25,000.00	9,761,289.05 0.00 0.00 9,761,289.05	0.00 0.00 0.00 0.00	0.00 0.00 0.00 0.00	0.00
464287507	ISHARES S&P Midcap ETF	Various Various 23,300.00	5,536,825.68 0.00 0.00 5,536,825.68	0.00 0.00 0.00 0.00	0.00 0.00 0.00 0.00	0.00
78468R622	SPDR Bloomberg High Yield Bond ETF	Various Various 7,400.00	676,708.45 0.00 0.00 676,708.45	0.00 3,708.82 0.00 3,708.82	0.00 0.00 0.00 3,708.82	3,708.82
921937835	Vanguard ETF Total Bond Index	Various Various 66,600.00	4,862,778.58 0.00 0.00 4,862,778.58	0.00 13,504.88 0.00 13,504.88	0.00 0.00 0.00 13,504.88	13,504.88
921943858	Vanguard ETF FTSE Developed Mkts ETF	Various Various 61,510.00	2,420,843.73 0.00 0.00 2,420,843.73	0.00 0.00 0.00 0.00	0.00 0.00 0.00 0.00	0.00
922042676	Vanguard Vanguard GLBL Ex-US Real Est	05/15/2023 05/17/2023 15,775.00	655,924.50 0.00 0.00 655,924.50	0.00 0.00 0.00 0.00	0.00 0.00 0.00 0.00	0.00
922042858	Vanguard FTSE Emerging Markets ETF	Various Various 16,720.00	643,691.94 0.00 0.00 643,691.94	0.00 0.00 0.00 0.00	0.00 0.00 0.00 0.00	0.00
922908553	Vanguard ETF REIT	Various Various 31,200.00	2,726,488.43 0.00 0.00 2,726,488.43	0.00 0.00 0.00 0.00	0.00 0.00 0.00 0.00	0.00

City of Corona Pension Stabilization Trust

Account #10952

Income Earned

As of November 30, 2023



CUSIP	Security Description	Trade Date Settle Date Units	Book Value: Begin Book Value: Acq Book Value: Disp Book Value: End	Prior Accrued Inc. Received Ending Accrued Total Interest	Accr. Of Discount Amort. Of Premium Net Accret/Amort Income Earned	Total Income
922908751	Vanguard ETF Small Cap	Various Various 27,100.00	5,022,975.48 0.00 0.00 5,022,975.48	0.00 0.00 0.00 0.00	0.00 0.00 0.00 0.00	0.00
			32,307,525.84	0.00	0.00	
			0.00	17,213.70	0.00	
			0.00	0.00	0.00	
Total Equity		274,605.00	32,307,525.84	17,213.70	17,213.70	17,213.70
CASH & EQUIVALENT						
90CASH\$00	Cash Custodial Cash Account	Various Various 670,040.00	652,575.54 17,464.46 0.00 670,040.00	0.00 250.76 0.00 250.76	0.00 0.00 0.00 250.76	250.76
			652,575.54	0.00	0.00	
			17,464.46	250.76	0.00	
			0.00	0.00	0.00	
Total Cash & Equivalent		670,040.00	670,040.00	250.76	250.76	250.76
			32,960,101.38	0.00	0.00	
			17,464.46	17,464.46	0.00	
			0.00	0.00	0.00	
TOTAL PORTFOLIO		944,645.00	32,977,565.84	17,464.46	17,464.46	17,464.46



Chandler Asset Management, Inc. ("Chandler") is an SEC registered investment adviser. For additional information about our firm, please see our current disclosures (Form ADV). To obtain a copy of our current disclosures, you may contact your client service representative by calling the number on the front of this statement or you may visit our website at www.chandlerasset.com.

Information contained in this monthly statement is confidential and is provided for informational purposes only and should not be construed as specific investment or legal advice. The information contained herein was obtained from sources believed to be reliable as of the date of this statement, but may become outdated or superseded at any time without notice.

Custody: Your qualified custodian bank maintains control of all assets reflected in this statement and we urge you to compare this statement to the one you receive from your qualified custodian. Chandler does not have any authority to withdraw or deposit funds from/to the custodian account.

Valuation: Prices are provided by IDC, an independent pricing source. In the event IDC does not provide a price or if the price provided is not reflective of fair market value, Chandler will obtain pricing from an alternative approved third party pricing source in accordance with our written valuation policy and procedures. Our valuation procedures are also disclosed in Item 5 of our Form ADV Part 2A.

Performance: Performance results are presented gross-of-advisory fees and represent the client's Total Return. The deduction of advisory fees lowers performance results. These results include the reinvestment of dividends and other earnings. Past performance may not be indicative of future results. Therefore, clients should not assume that future performance of any specific investment or investment strategy will be profitable or equal to past performance levels. All investment strategies have the potential for profit or loss. Economic factors, market conditions or changes in investment strategies, contributions or withdrawals may materially alter the performance and results of your portfolio.

Source ice Data Indices, LLC ("ICE"), used with permission. ICE PERMITS USE OF THE ICE INDICES AND RELATED DATA ON AN "AS IS" BASIS; ICE, ITS AFFILIATES AND THEIR RESPECTIVE THIRD PARTY SUPPLIERS DISCLAIM ANY AND ALL WARRANTIES AND REPRESENTATIONS, EXPRESS AND/OR IMPLIED, INCLUDING ANY WARRANTIES OF MERCHANTABILITY OR FITNESS FOR A PARTICULAR PURPOSE OR USE, INCLUDING THE INDICES, INDEX DATA AND ANY DATA INCLUDED IN, RELATED TO, OR DERIVED THEREFROM. NEITHER ICE DATA, ITS AFFILIATES OR THEIR RESPECTIVE THIRD PARTY PROVIDERS GUARANTEE THE QUALITY, ADEQUACY, ACCURACY, TIMELINESS OR COMPLETENESS OF THE INDICES OR THE INDEX DATA OR ANY COMPONENT THEREOF, AND THE INDICES AND INDEX DATA AND ALL COMPONENTS THEREOF ARE PROVIDED ON AN "AS IS" BASIS AND LICENSEE'S USE IS AT LICENSEE'S OWN RISK. ICE DATA, ITS AFFILIATES AND THEIR RESPECTIVE THIRD PARTY DO NOT SPONSOR, ENDORSE, OR RECOMMEND CHANDLER, OR ANY OF ITS PRODUCTS OR SERVICES.

Index returns assume reinvestment of all distributions. Historical performance results for investment indexes generally do not reflect the deduction of transaction and/or custodial charges or the deduction of an investment management fee, the incurrence of which would have the effect of decreasing historical performance results. It is not possible to invest directly in an index.

Ratings: Ratings information have been provided by Moody's, S&P and Fitch through data feeds we believe to be reliable as of the date of this statement, however we cannot guarantee its accuracy.

Security level ratings for U.S. Agency issued mortgage-backed securities ("MBS") reflect the issuer rating because the securities themselves are not rated. The issuing U.S. Agency guarantees the full and timely payment of both principal and interest and carries a AA+/Aaa/AAA by S&P, Moody's and Fitch respectively.



Benchmark Index	Disclosure
Multi Asset Class Index*	<p>The S&P 500 is a market value weighted index of 500 large-capitalization stocks. The 500 companies included in the index capture approximately 80% of available US market capitalization.</p> <p>The MSCI EAFE International Equity Index is a market capitalization weighted index that captures international equity performance of large- and mid-cap stocks in the developed stock markets of Europe, Australasia, and the Far East.</p> <p>The ICE BofA US Corporate, Government & Mortgage Index tracks the performance of US dollar denominated investment grade debt publicly issued in the US domestic market, including US Treasuries, quasi-governments, corporates, covered bonds and residential mortgage pass-throughs. Non-residential mortgage collateralized debt such as commercial mortgage backed securities and asset backed securities are excluded from this index, as are all collateralized mortgage obligations. Most qualifying securities must have an investment grade rating (based on an average of Moody's, S&P and Fitch). They must also have at least one year remaining term to final maturity, at least 18 months to final maturity at point of issuance and a fixed coupon schedule. Amounts outstanding for qualifying US Treasuries must be at least \$1 billion; US agencies, foreign governments, supranationals, corporates and covered bonds must have at least \$250 million outstanding. Qualifying residential mortgage pass-through securities include fixed rate securities publicly issued by US agencies. 30-year, 20-year and 15-year fixed rate mortgage pools must have at least one year remaining term to final maturity and a minimum amount outstanding of at least \$5 billion per generic coupon and \$250 million per production year within each generic coupon.</p>