



RIVERSIDE  
COUNTY  
TRANSPORTATION  
COMMISSION

# 2024 DRAFT TRAFFIC RELIEF PLAN

Corona City Council

March 6, 2024

*Aaron Hake, Deputy Executive Director*

# RCTC - Providing Transportation Solutions To Connect Our Communities

- 48 Years of county-wide, regional transportation improvements
- Measure A (voter approved 1988, 2002)
- Support Metrolink, RTA, & other transit operators
- Toll operations



# Measure A Investments




Interchanges



Transit Agency Operations  
Funding



Highway



Local Streets & Roads



Metrolink Service

# Highway Investments



*15 Express Lanes and Interim Corridor Operations Project, Aux Lane between Cajalco Rd. And Weirick on southbound 15, \$477 million*



*91 Project and Corridor Operations Project, 71/91 Interchange, and 15/91 Express Lanes Connector, \$1.9 billion*

# Interchanges – Local Access Improvements



*Lincoln Avenue Interchange*



*Main Street Interchange*



*Maple Street Interchange*

# Public Transportation Improvements



*Corona Cruiser*



*North Main Street Transit  
Center/Metrolink Station*



*Corona – West Metrolink  
Station*

# Local Streets and Road Improvements



*Ontario Avenue Widening, \$6 million*



*Foothill Parkway Westerly Extension, \$55 million*

# RCTC Directed Funding in Corona Area

Corona Area	Total Cost	\$ RCTC Contribution	% RCTC Contribution
Freeway and Connector* Improvements	\$2.3 billion	\$2.3 billion	100%
Local Interchange Improvements	\$4.7 million	\$4.7 million	99%
Non-Motorized and Safety Improvements	\$1.4 million	\$1 million	70%
Roadway Improvements	\$334 million	\$262 million	80%
Transit	\$54 million	\$49 million	91%
<b>Grand Total</b>	<b>\$2.7 billion</b>	<b>\$2.5 billion</b>	<b>93%</b>

\*Improvements to Main Street, Maple Street, and Lincoln Avenue interchanges are included in these costs

# On the Horizon

**RIVERSIDE COUNTY CONTINUES TO BE ONE OF THE FASTEST GROWING REGIONS IN THE COUNTRY...**

***SINCE 2002***

**67%** POPULATION INCREASE

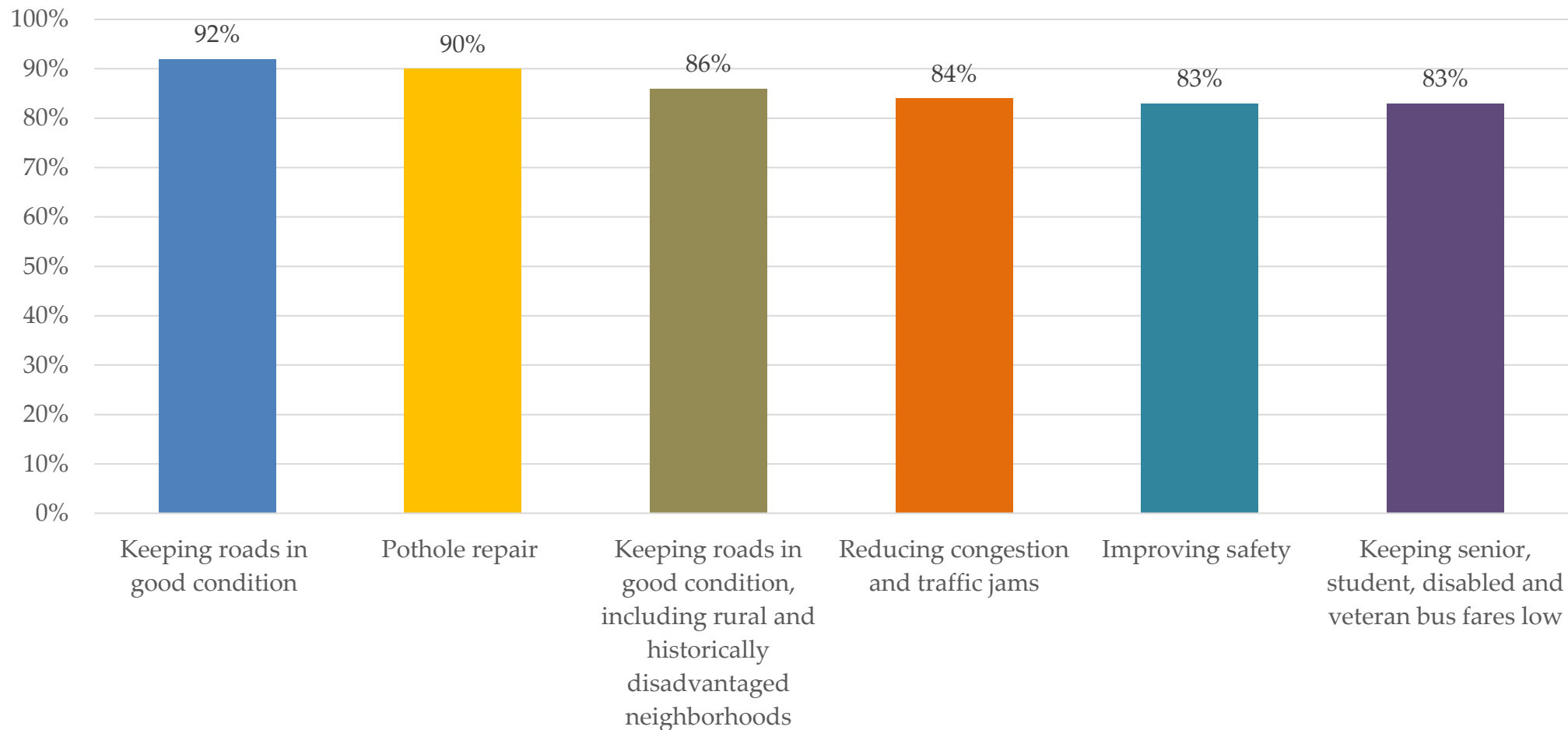
***BY 2050***

**3** MILLION ESTIMATED POPULATION

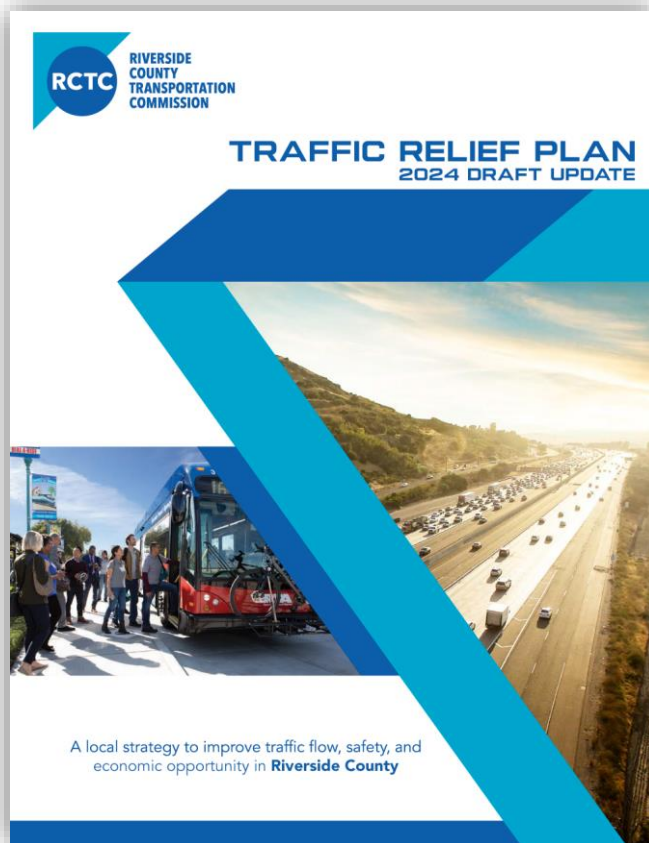
RANKED AS ONE OF THE  
**WORST**  
**COMMUTES**  
IN THE COUNTRY

# 2023 Public Survey

Riverside County residents' transportation priorities ranking (very or somewhat important)



# Traffic Relief Plan: Looking Forward



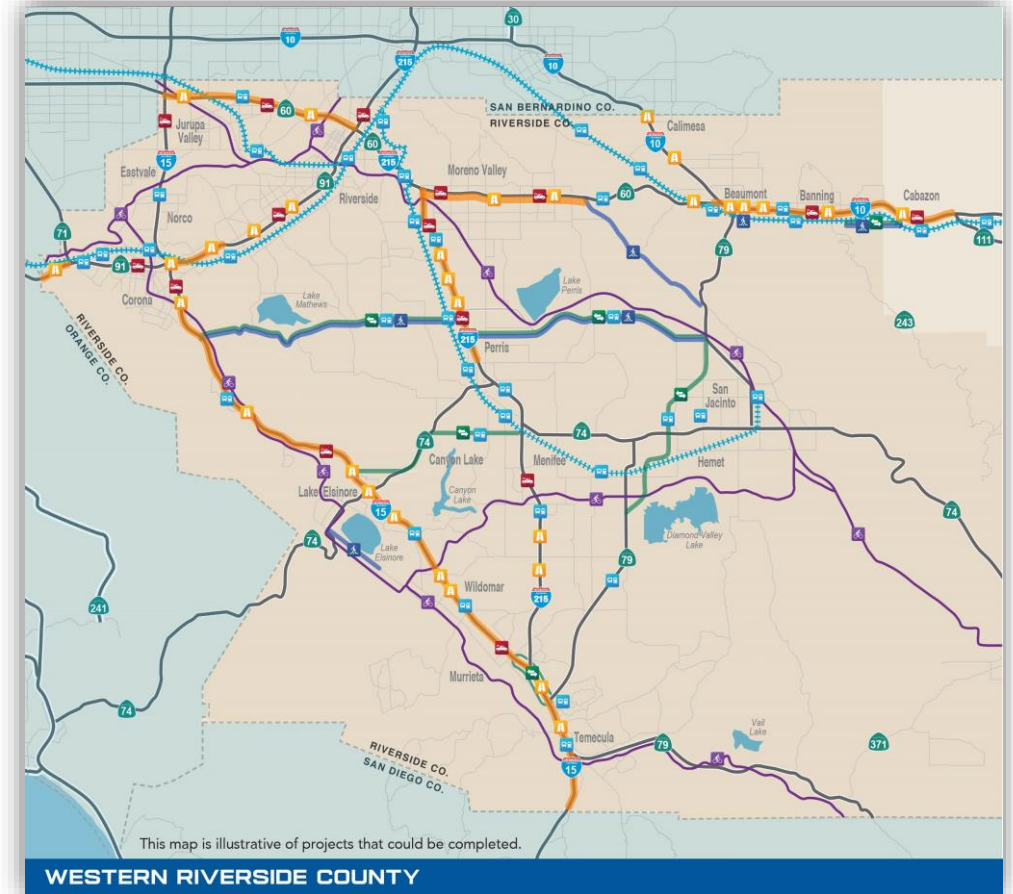
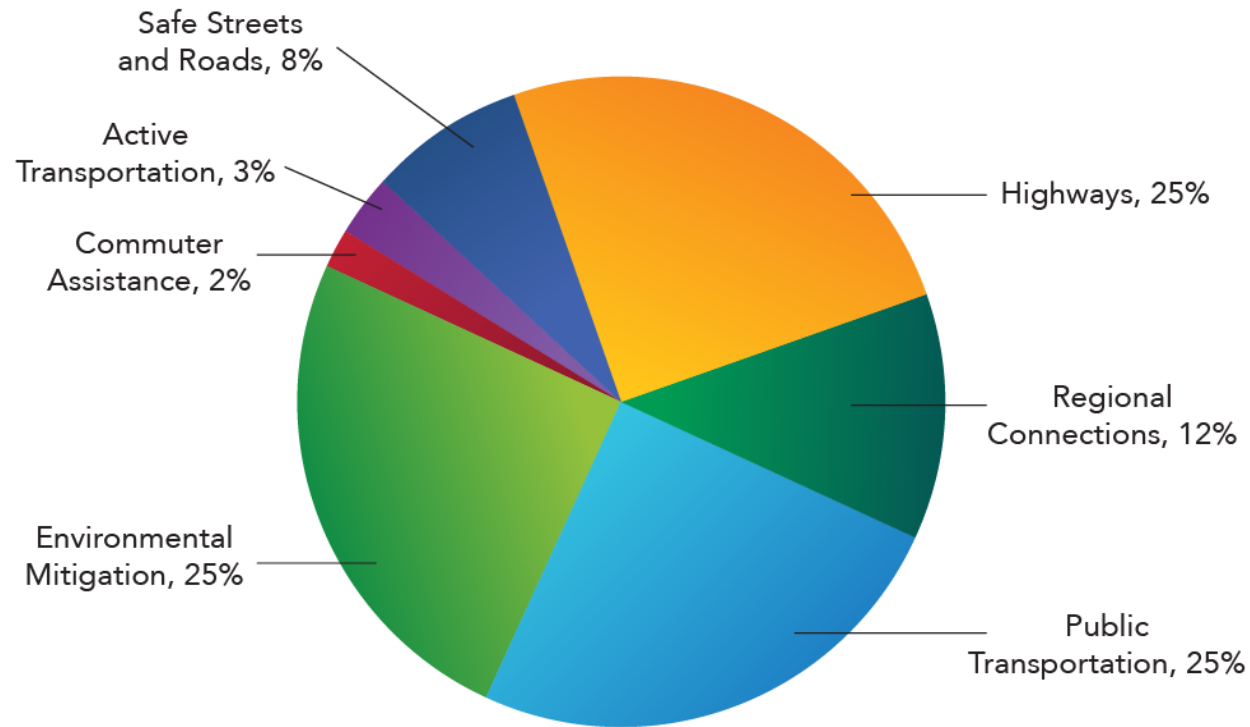
## Draft 2024 Traffic Relief Plan...

- Identifies County-wide transportation projects and services
- Developed from public input
- **Billions of dollars** in transportation investment
- Updates the 2020 Commission-adopted TRP

## Draft 2024 Traffic Relief Plan: NOT funded

- Unless voters approve funding

# Western Riverside County



# TRP Example Projects



Highways

- Construct auxiliary lanes on I-15 in Corona
- Add at least one new lane on SR-91, between SR -241 and SR-71 in the eastbound direction
- Add at least one new lane on SR-91, between I-15 in Corona and Pierce St. in Riverside in both directions



Safe Streets  
& Roads

- Pothole repairs and road maintenance
- Local safety improvements, and traffic management systems



Regional  
Connections

- Construct multi-modal transportation corridors on major road such as Cajalco Rd. between I-15 and I-215



Environmental  
Mitigation

- Mitigate Vehicle Miles Traveled (VMT)
- Land conservation through MSHCP



Public  
Transportation

- Construct a rapid transit connection from the 91 Express Lanes to the North Main Corona Transit Center
- Maintain and enhance existing stations
- Increase frequency and safety on buses
- Coachella Valley Rail



Active  
Transportation

- Improve safety and expand access to pedestrian sidewalks and bicycle lanes
- Santa Ana River Trail



Commuter  
Assistance

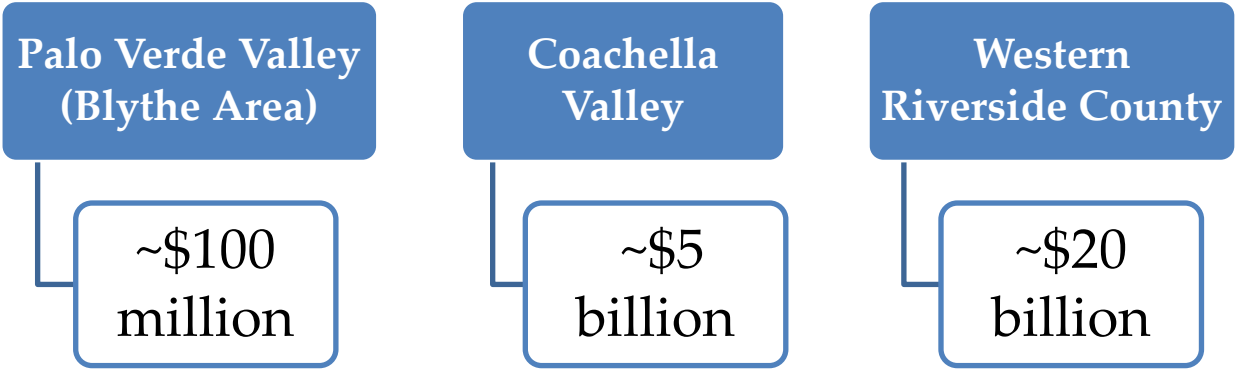
- Expand Freeway Service Patrol on I-15 and SR-91
- Carpool and transit incentives for employers and employees

# Economic Impact & Regional Investment

Over 30 years:

Revenue Scenario	TRP Estimated Investment	Jobs Supported	Workforce Income	Economic Output
One-Cent	\$25 billion	168,000*	\$10.9 billion**	\$30.9 billion**

Revenues raised in each region stay there



*Note: Totals may not add due to rounding*  
 \*Jobs Supported = An Industry-specific mix of full-time, part-time, and seasonal employment that are supported by project expenditures this includes Direct, Induced, and Indirect Jobs supported  
 \*\* Direct, Induced, and Indirect Impact total

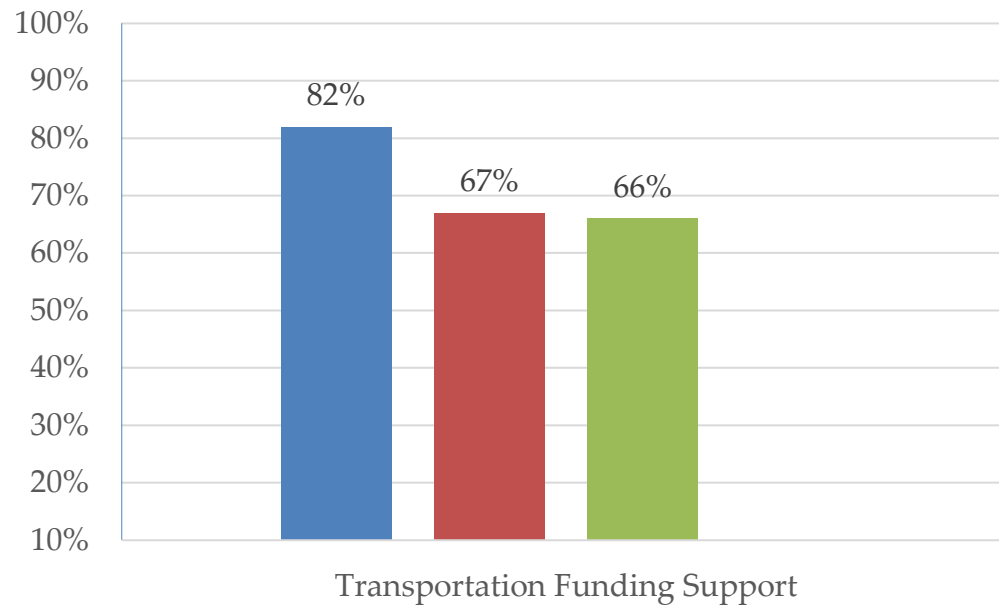
# Accountability to Taxpayers

- Independent audits and mandatory reviews
- *Local Voice. Local Control* – No funds to be diverted to Sacramento or Washington D.C.
- No more than 1% can be used for administrative salaries
- Cities and County working together with RCTC



*County of Riverside County Administrative Center*

# 2023 Public Survey



- Great or some need for funding
- Support for funding measure: Riverside County voters
- Support for funding measure: Corona, Norco, Eastvale, Jurupa Valley & surrounding area

- **82%** of **Riverside County** voters see a need for transportation funding
- **67%** of **Riverside County** voters initially support a transportation funding measure
- **66%** of **Corona, Norco, Eastvale, Jurupa Valley & surrounding area** voters initially support transportation funding measure

# Your Voice. Your Plan.

- Submit your feedback!
- Traffic Relief Plan at [TrafficReliefPlan.Org](https://TrafficReliefPlan.Org)
- Digital and grass-roots outreach efforts



[rctc.org](https://rctc.org)




951-787-7141



[trafficreliefplan@rctc.org](mailto:trafficreliefplan@rctc.org)

[!\[\]\(e67eff789babac868c3bd58f85840c5a\_img.jpg\)](#) [!\[\]\(efe0100c5f8c743666605f6d1a787461\_img.jpg\)](#) [!\[\]\(1bbd12a7635c89bf31eaeec2db249d39\_img.jpg\)](#) @theRCTC



[TrafficReliefPlan.org](https://TrafficReliefPlan.org)