

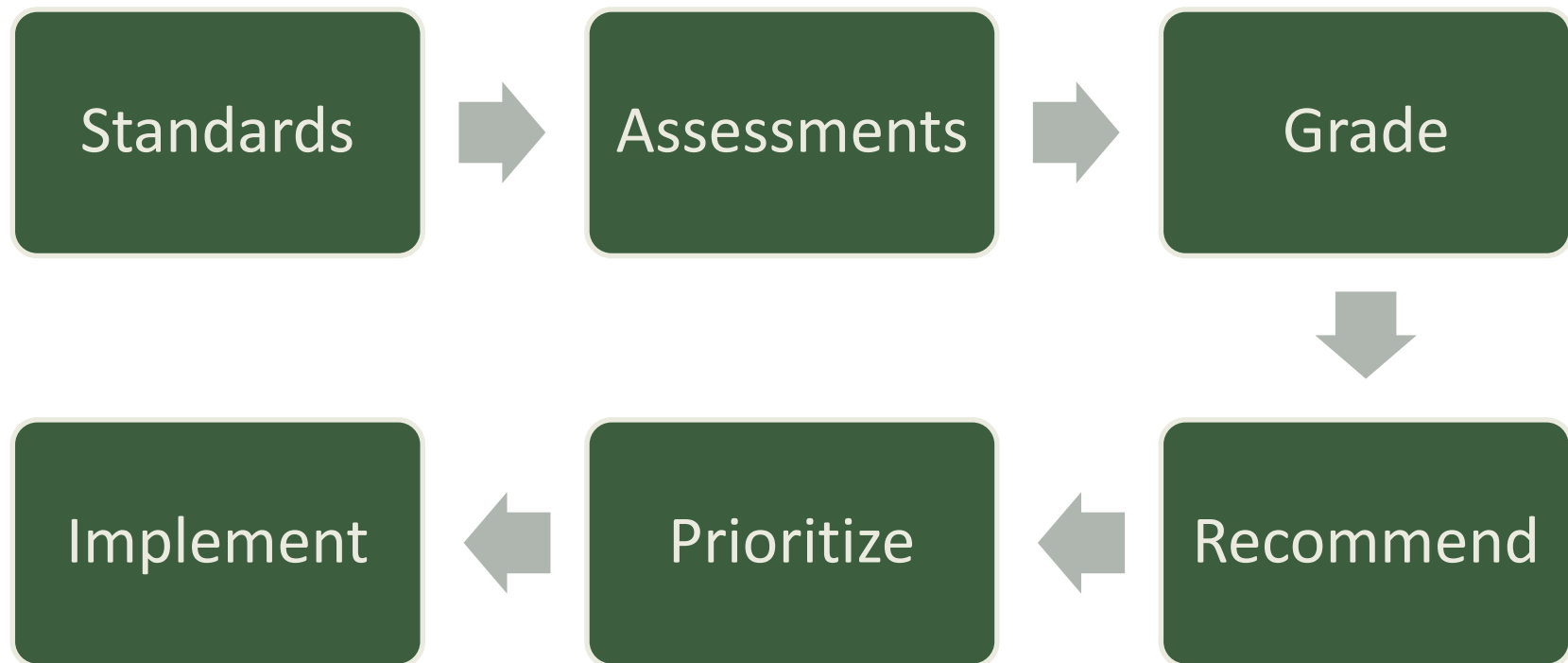


The Report Card: Assessing Corona Parks

Parks & Recreation
Commission

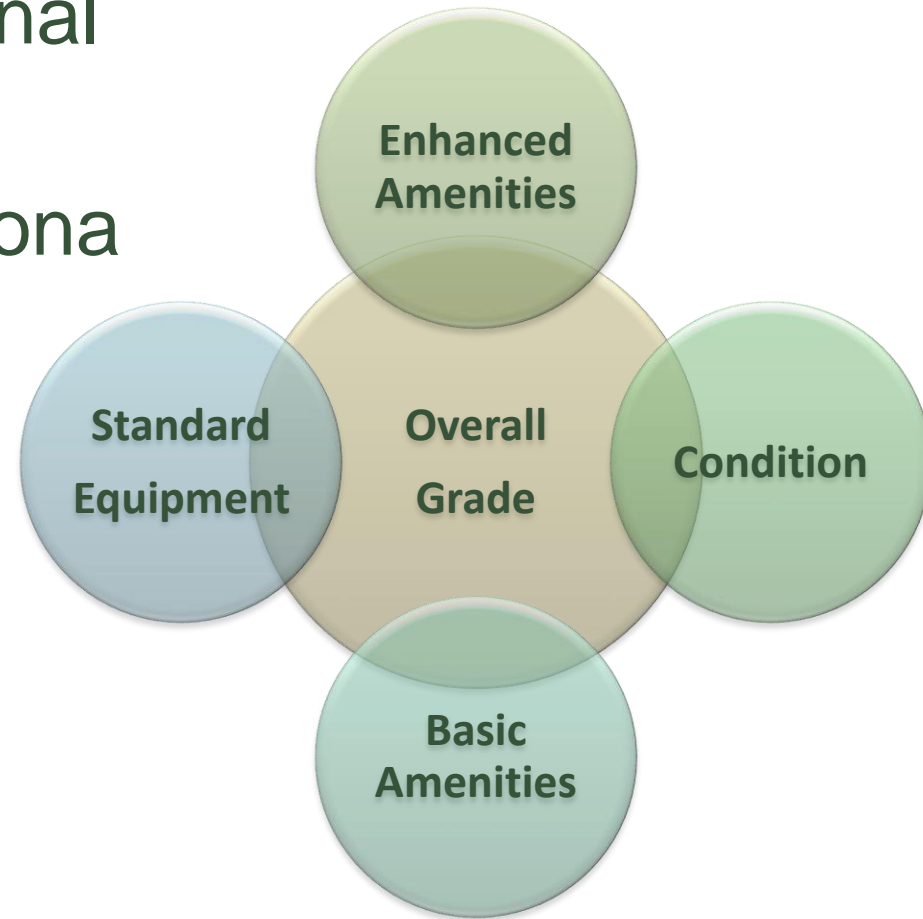
November 8, 2017

Process Overview



Establish Corona Standards

- Identify state/national standards
- Compare with Corona parks
- Establish Corona standards



Amenities

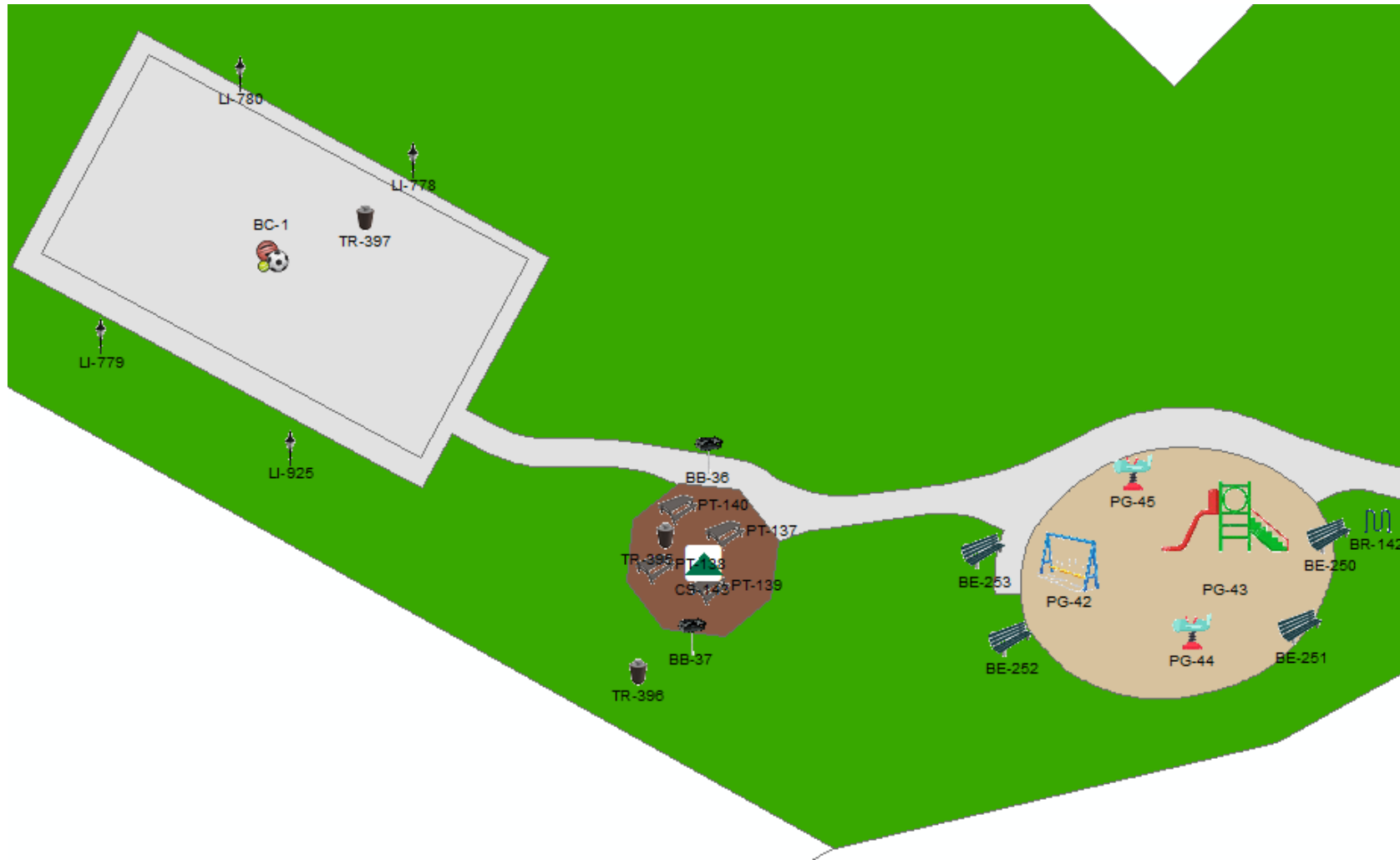
- Basic or enhanced?
 - Playground
 - Restroom
 - Benches
 - Picnic tables
 - Trash receptacles
 - Courts
 - Shelter
 - Ball fields
 - Sports Lighting
 - Splash Pad
 - Skate park
 - Dog park
 - Exercise equipment

Equipment Considerations

- Material
- Durability
- Quality
- Life cycle
- Cost
- Maintenance
- Accessibility



Assess Park Inventory



Grade Each Park

- Basic Amenities
- Enhanced Amenities
- Landscape

Benches					
Material	Qty	%	Condition	Qty	%
Concrete	0	0.00%	Good	4	100.00%
Metal	4	100.00%	Fair	0	0.00%
Wood	0	0.00%	Broken	0	0.00%
	4	100.00%	Poor	0	0.00%
				4	100.00%

Overall Amenities Condition		
Condition	Qty	%
Good	16	84.21%
Fair	1	5.26%
Broken	1	5.26%
Poor	1	5.26%
	19	100.00%

Minimum Quantity Score			
Item	Min Req. Actual		Score
	Qty	Qty	
Benches		2	100.00%
Bicycle Rack		0	100.00%
Covered Shelter		0	0.00%
Drinking Fountain		0	100.00%
Lighting			100.00%
Playground		1	100.00%
Restroom		1	100.00%
Trash/Recycling Can			100.00%
			87.50%



Report Results

Estimate completion by February 2018

Sample Park Report Card	Grade
Basic Amenities—Condition:	A+
Basic Amenities—Minimum Requirements:	C+
Landscape/Irrigation:	B
Enhanced Amenities:	B
Cumulative Grade:	B

Make/Receive Recommendations

Item	Est. Cost	Staff Priority	Parks Commission Priority	City Manager/City Council Priority
Add a Drinking Fountain	\$12,000	Medium	Low	
Upgrade Irrigation System	\$3,000	High	Medium	
Secondary Playground	Unknown	Low	High	
Total:	\$15,000			

Quantify, Prioritize, Implement

- Estimate completion by February 2018
- Quantify, Prioritize and Implement
 - As funds are available
 - Seek grants
 - Partner with agencies



Questions?

