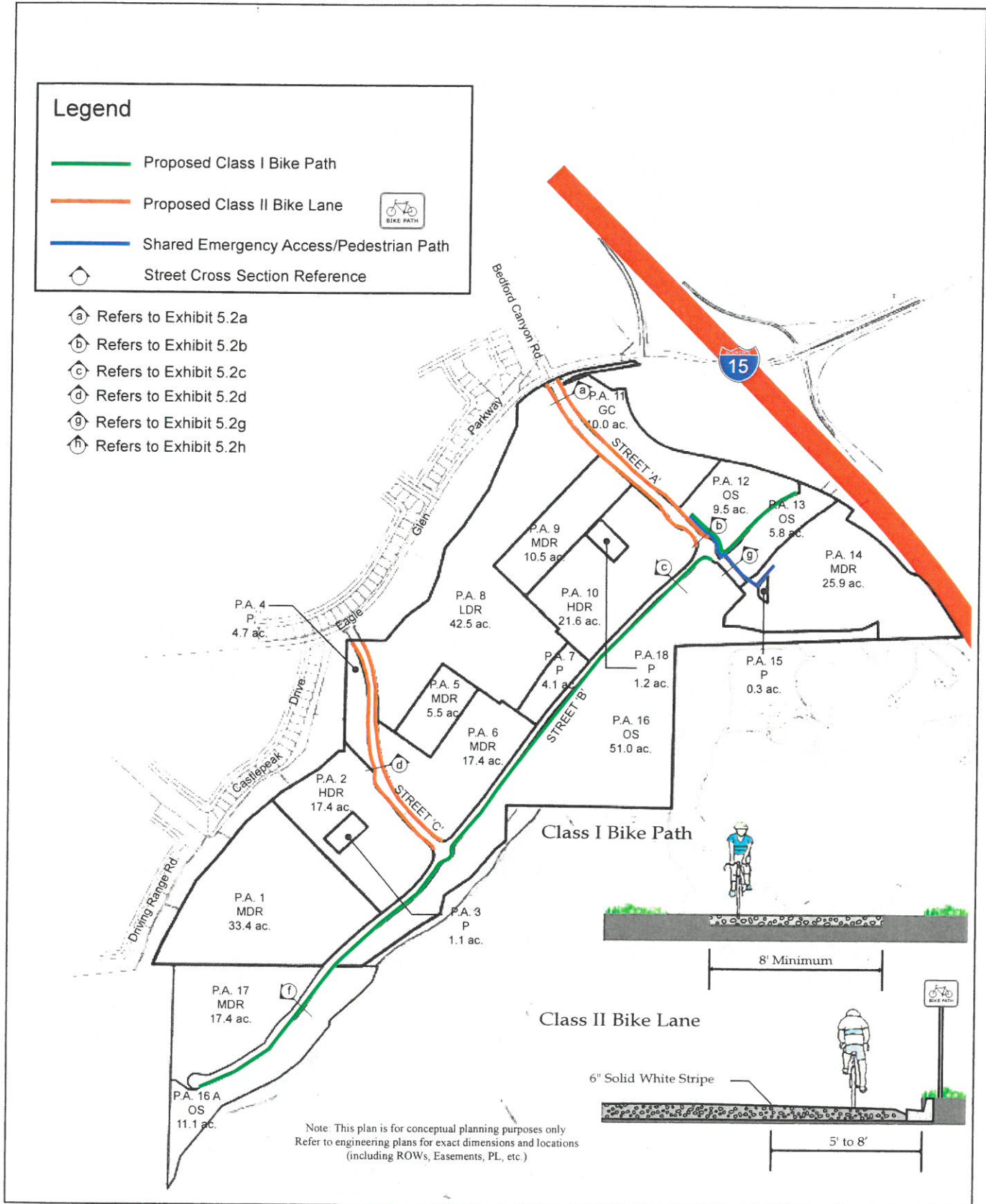
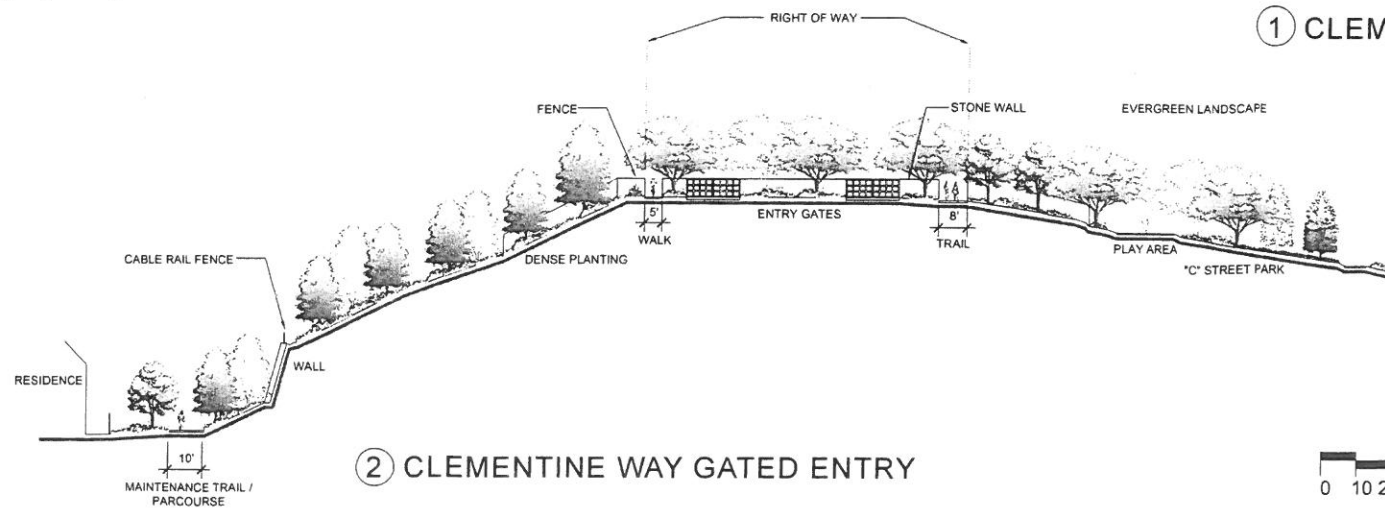



## Exhibit 5.7, Bicycle Circulation



# "C" STREET ENTRY



② CLEMENTINE WAY GATED ENTRY

## LANDSCAPE AMENITIES

- 1 CLEMENTINE WAY ENTRY
- 2 CLEMENTINE ENTRY WALLS
- 3 ENTRY GATES
- 4 RAMP FOR BICYCLE ENTRY TO WALK
- 5 PEDESTRIAN ACCESS
- 6 "C" STREET PARK (SEE SHEET L-11)
- 7 DENSE PLANTING ALONG SLOPE
- 8 PROPERTY LINE
- 9 CABLE RAILING AT TOP OF RETAINING WALL
- 10 EAGLE GLEN HOA PROPERTY

### NOTE:

1. REFER TO CIVIL DRAWINGS FOR PROPOSED BUILDING ELEVATIONS, GRADING PLANS INCLUDING HARDSCAPE SLOPES AND CROSS-SLOPES, DRAINAGE AND UTILITY PLANS.

## TREE LEGEND

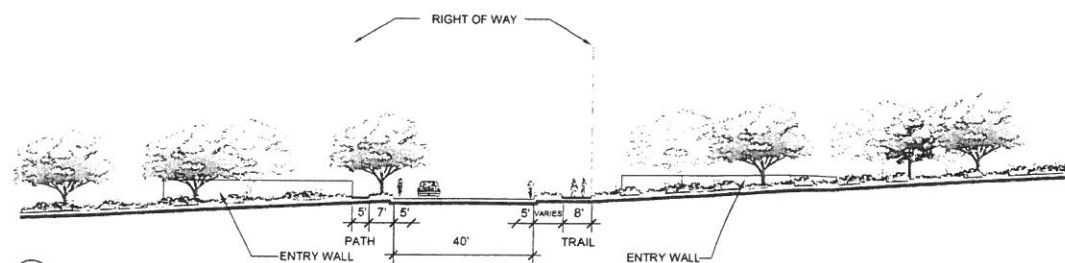
SYMBOL	PLANT NAME
	CITRUS SINENSIS 'WASHINGTON' WASHINGTON NAVEL ORANGE
	LOPHOSTEMON CONFERTUS BRISBANE BOX
	PLATANUS MEXICANA MEXICAN SYCAMORE
	PLATANUS RACEMOSA CALIFORNIA SYCAMORE
	POPULUS FREMONTII FREMONT COTTONWOOD
	QUERCUS AGRIFOLIA COAST LIVE OAK
	QUERCUS ILEX HOLLY OAK
	QUERCUS KELLOGGII CALIFORNIA BLACK OAK
	QUERCUS LOBATA VALLEY OAK
	QUERCUS PALUSTRIS SWAMP SPANISH OAK

## LANDSCAPE SHRUB PALETTE

SYMBOL	PLANT NAME
	PARKWAY / TOP OF SLOPE GRASSES
	HYDROSEED
	TOT LOT
	PARKWAYS / STREET SCAPES
	BACKDROP / SLOPE
	ORANGE GROVE UNDERSTORY
	TURF AREA
	WOODLAND HYDROSEED

### NOTE:

1. REFER TO SHEETS L-2, L-3 AND L-4 FOR FULL SHRUB PLANTING LIST.



① CLEMENTINE WAY ENTRY

BrightView  
Design Group

THE NEW  
HOME  
COMPANY

H  
&A

BEDFORD AT ARANTINE HILLS

Master Backbone Streets and Phase 1  
Precise Plan - Corona CA

JOB NUMBER: 1730349  
ISSUE DATE: 01-05-2017  
DRAWN BY: AS, JS, JF  
CHECKED BY: GS, SW

"C" STREET  
ENTRY

EXHIBIT  
L-10