CITY OF CORONA

PROPOSED CAPITAL IMPROVEMENT PLAN FY 2022 TO FY 2026

Community
Culture
Commerce

Table of Contents

What is a Capital Improvement Plan? 1

Capital Improvement Planning Process 2

Financing the Capital Improvement Plan 2

Amendments to the Capital Improvement Plan After Adoption 4

Strategic Plan 4

Fiscal Year 2022 Proposed Funding 6

Schedule of Estimated Carryover and New Funding, by Fund 10

Program Summaries

- Electric 25
- Facilities, Systems and Community Assets 32
- Parks and Open Space 149
- Streets and Storm Drains 187
- Water 241
- Water Reclamation 311

What is a Capital Improvement Plan?

The comprehensive Five-Year Capital Improvement Plan (CIP) provides for the maintenance and improvement of the City's infrastructure. Infrastructure includes such items as: streets, alleyways, sidewalks, sewers, storm drains, water system, street lighting, and traffic signals. The plan identifies capital projects, the necessary public financing required, grant and other funding opportunities, as well as the on-going impact to the operating budgets. Capital projects differ from annual operating expenses in that they involve large dollar amounts (an initial cost in excess of $50,000), may require special financing, occur at irregular intervals, may transpire more than one year, and involve assets with an expected life span of at least five years. The identification of capital projects to be funded is based on multiple factors including feasibility, community enrichment, asset age, historical preservation, safety, and preventative maintenance.

City staff annually review and update the Capital Improvement Plan; however, only the current year budget is adopted upon approval of City Council. The future year forecasts shown in the CIP help plan for capital repairs, replacements, and acquisitions, which allows for careful and strategic financial planning. This long-term strategic financial planning ensures that the City sustains a strong financial position.

The identification of a project within the five-year plan does not guarantee construction. The initiation of any project requires other evaluations and approvals that must be completed for a project to advance to design and ultimately construction. Moreover, City Council has the ongoing ability to review and revise projects based upon community priorities and financial resources.

Projects are classified into the following categories:

Facilities, Systems and Community Assets

- General Safety, Maintenance and Other Improvements
- City Facility Improvements and Upgrades
- City Systems and Controls
- Community Assets and Programmatic Projects

Streets and Storm Drains

- Storm Drains, Culverts, Creeks and Flood Control
- Bridges, Railroads and Freeways
- Paving and Striping
- Planning and Studies
- Sidewalk, Curb and Gutters
- Traffic Signals

Parks and Open Space

- General Safety, Maintenance and Other Improvements
- Park Paving, Courts and Pathways
- Playgrounds, Fencing and Lighting

Electric

- General Safety, Maintenance and Other Improvements
- Electric Distribution and Upgrades

Water and Reclaimed Water

- General Safety, Maintenance and Other Improvements
- Quality, Supply and Storage
- Transmission and Distribution
- Pump Stations
- Supervisory Control and Data Acquisition (SCADA)
- Planning and Studies

Water Reclamation (Sewer)

- General Safety, Maintenance and Other Improvements
- Supervisory Control and Data Acquisition (SCADA)
- Sewer Main Rehabilitation
- Pump Stations and Lift Stations
- Treatment

Capital Improvement Planning Process

Similar to the operating budget process, the capital improvement plan budget process begins in January of each year. The Administrative Services Department works in cooperation with all City departments to formulate revenue projections for the upcoming fiscal year. From this, the individual departments use the projected revenues and existing fund balance information to prioritize and recommend the capital budget to meet next fiscal year's needs and plan for future year's objectives.

The City Manager's Office and the Administrative Services Department jointly review each budget proposal, revenue assumptions, and all current financial obligations, before presenting the proposed capital budget to the City Council.

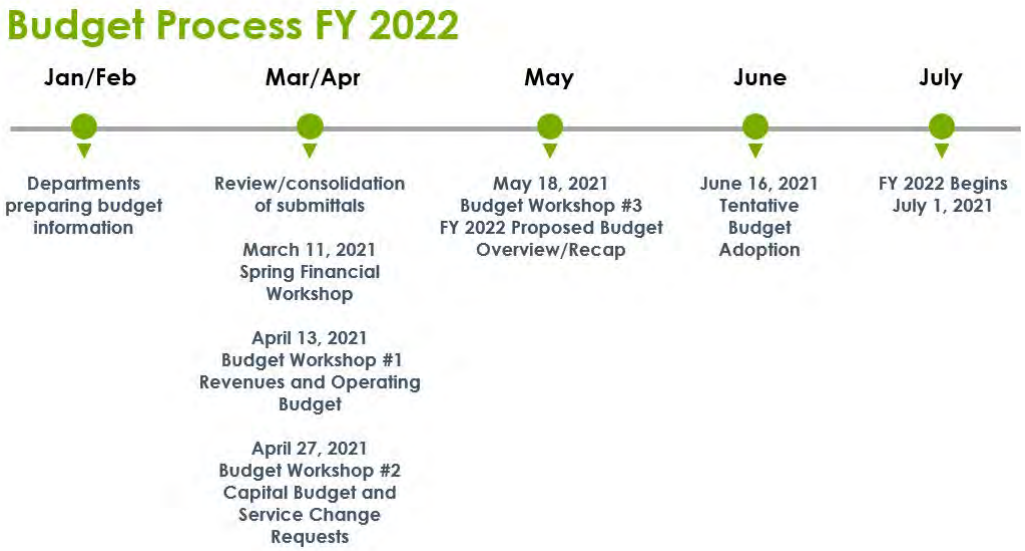

Financing the Capital Improvement Plan

The City utilizes multiple funding sources for its Capital Improvement Plan, including those that are legislatively set aside and committed to specific capital improvement projects, as well as other sources such as the General Fund and utility rates. The following information provides an overview of the resources available to fund and construct improvements:

General Fund

The General Fund is the primary operating fund of the City where all revenues that are not allocated by law or contractual agreement are accounted for. With the exception of subvention or grant revenues restricted for specific uses, General Fund resources can be utilized for any legitimate governmental purpose. A limited number of capital improvements are financed from this source since its focus is to fund ongoing operations.

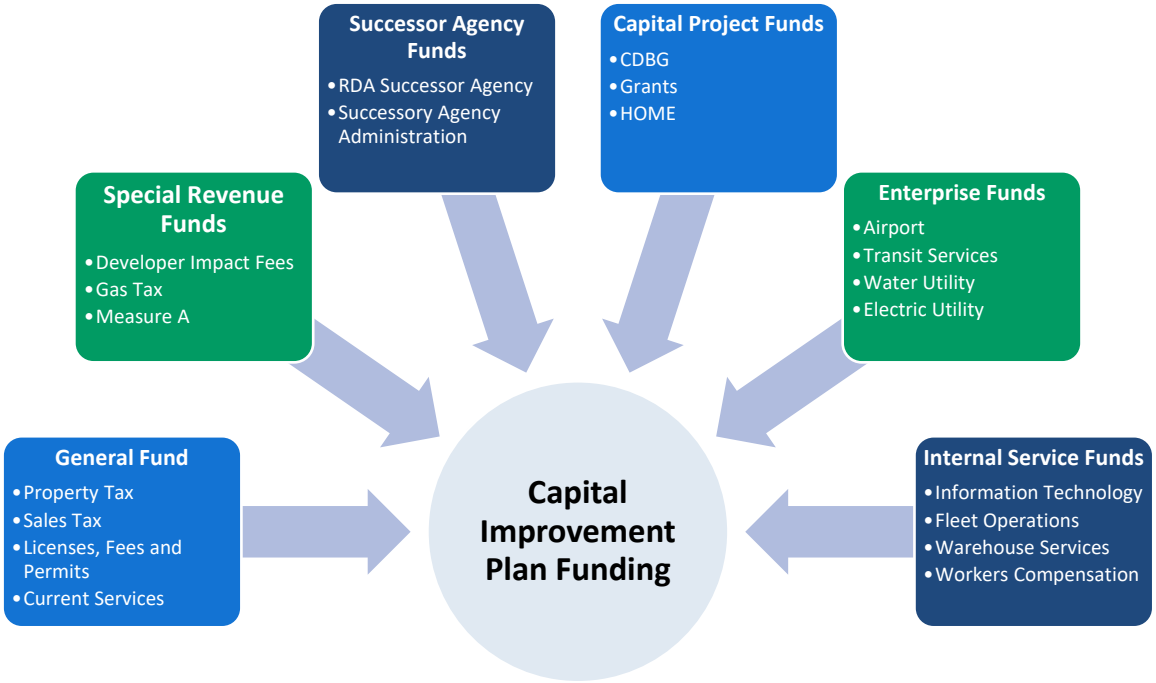

The General Fund accounts for most City programs and services, which are supported by general taxes and/or fees, including but not limited to: Property Tax, Sales Tax, Current Services and Investment Earnings.

Special Revenue Funds

Special Revenue Funds are used to account for and report the proceeds of specific revenue sources that are restricted or committed to specified purposes, often by legislative authority. For example, Gas Tax (Highway User Tax) and Transportation Urban Mitigation Fee (TUMF) revenues may only be used for certain street improvement and transit programs (and no other purpose).

Successor Agency Funds

The Successor Agency Fund was established to account for the assets and liabilities of the Successor Agency to the former Corona Redevelopment Agency. The Corona Redevelopment Agency dissolved with the passage of Assembly Bill 1X26 on January 31, 2012. The Successor Agency Trust Fund accounts for the allocated revenues received to pay enforceable obligations of the Successor Agency, until all of the outstanding obligations have been paid in full and assets are fully liquidated. For example, the RDA Successor Agency Fund accounts for the payments of enforceable obligations of the Successor Agency.

Capital Project Funds

Capital Project Funds are used to account for and report financial resources that are restricted, or assigned to capital expenditures, including acquisition or construction of capital facilities and other capital assets. For example, the Community Development Block Grant (CDBG) Fund consists of federal funding awarded to community-based agencies on an annual basis to address various community development needs.

Enterprise Funds

Enterprise Funds were established to finance and account for the operation and maintenance of facilities and services which are predominately self-supported by user charges. For example, the Water Utility Fund, support by Water Utility User Fees and Developer Fees, provides for the operations and capital improvements necessary to maintain and expand the water utilities, to meet the demands of commercial, industrial and residential growth.

Internal Service Funds

Internal Services Funds are used to separately account for departments that provide services to other City departments, and, therefore, incur costs that are then allocated to each receiving department. For example, the Information Technology and Fleet Operations Funds, both supported by shared services to other departments, provide funding for the information technology operations and fleet, including leased vehicle and replacement costs.

Amendments to the Capital Improvement Plan After Adoption

Because the Capital Improvement Plan is a planning tool, both short-term and long-term, there is a high likelihood that subsequent amendments will be made. Whether circumstances arise that were not anticipated, priorities change, events that were expected to occur do not take place, or any other factors, amendments to the CIP are sure to happen. In order for the CIP to remain an effective planning and management tool, it must reflect these changes, which must be reviewed periodically to make sure that they are consistent with City goals and policies. Upon adoption by the City Council, the City uses an amendment process to consider changes to the current year's CIP.

Amendments requiring Finance Director approval:

- At the request of a Department Director, and with the concurrence of the Finance Director, transfer of funds/appropriations may occur between capital projects having the same funding source and in the same project category, as long as these transfers are cumulatively equal to or less than ten percent (10%) of the transferring project in the current fiscal year's authorized budget.
- Minor change to the title of a project.

Amendments requiring City Council approval:

- The actual cost of a project changes significantly from the budgeted cost, so that an additional appropriation of funds is needed in order to complete the project.
- With the approval of the City Council, transfer of funds/appropriations exceeding ten percent (10%) of the transferring project in the current fiscal year's authorized budget may occur between capital projects.
- The department decides to drastically alter the title or scope of an approved project or to add a new project.

If a department wants to modify future years' capital projects, updated capital project forms must be submitted during the following year's capital budget process.

Strategic Plan

A strong strategic plan is like a good roadmap – it identifies a destination and lays out a clear path to get there. The Fiscal Year 2021-2026 Strategic Plan was adopted by City Council on February 17, 2021. To view the City of Corona's FY 2021-2016 Strategic Plan, please visit the City's website at: https://www.coronaca.gov/government/open-transparent/strategic-plan. The policies and direction used to produce the Strategic Plan

helped define the priority of capital projects approved for new funding in Fiscal Year 2022. The following information outlines the goals and strategic objectives that the City will focus on over the next five years.

Goal #1: Financial Stability

Objectives

- Increase Financial Stability: Strengthen the City's long-term financial position to ensure ongoing provision of core services to all residents.
- Improve the Budget Process: Streamline the budget development process and increase residents' capacity and opportunities to participate.

Goal #2: Strong Economy

Objectives

- Support Local Businesses: Expand the local economy by supporting post-pandemic resilience and recovery of local businesses and attracting new enterprises to the City.
- Increase Job Opportunities: Reduce local unemployment and increase the number of living-wage jobs within the City.
- Revitalize Downtown: Invest in redevelopment of the downtown to create a thriving destination for residents and visitors.



Goal #3: Sound Infrastructure

Objectives

- Strengthen City Infrastructure: Ensure that City infrastructure—including streets, municipal facilities, water and wastewater systems, and technology—is well-maintained for current and future generations.
- Reduce Negative Impacts of Traffic: Reduce traffic congestion and optimize traffic flows.
- Enhance Parks and Recreation Facilities: Develop and enhance parks, trails, and recreational facilities to better serve residents.

Goal #4: Safe Community

Objectives

- Improve Public Safety Services and Emergency Response: Improve the response time and increase the capacity of the City's emergency response teams.
- Increase the City's Cleanliness and Appearance: Enhance the experience of residents, business owners, and visitors by ensuring the City is visibly clean.
- Strengthen Emergency Preparedness: Improve residents' capacity to prepare and respond to a major emergency or natural disaster.
- Reduce Homelessness: Develop a transformational system of services, shelter, and housing for Corona's homeless neighbors.

- Increase Access to Affordable Housing: Ensure an adequate supply of housing that is affordable and accessible for current and future generations.

Goal #5: Sense of Place

Objectives

- Increase Access to Arts, Culture, and Recreational Activities: Develop and expand opportunities and access to art, culture, and recreational activities.
- Celebrate the Community's Rich and Diverse Cultural Heritage: Enhance the relationship between the City, its neighborhoods, and residents to celebrate the community's rich and diverse cultural heritage.
- Increase Accessibility: Ensure all residents have equitable access to City services and spaces.

Goal #6: High-Performing Government

Objectives

- Enhance City Strategy: Leverage dynamic planning and a data-driven approach to ensure City activities are strategic.
- Strengthen Resident Involvement: Increase public trust in City government by focusing on accountability and transparent engagement with the community.
- Increase Employee Engagement: Ensure that employees are engaged, recognized, and given opportunities to grow.
- Improve City Services: Increase the efficiency and effectiveness of City's services.
- Create a High-Performing Organizational Culture: Increase innovation, teamwork, and creativity.

Fiscal Year 2022 Proposed Funding

The Capital Improvement Plan (CIP) is a comprehensive list of numerous projects across the organization. Specifically, the Fiscal Year 2022 budget recommends a total investment of $57.9 million, a $14.9 million increase (34.7%), over Fiscal Year 2021. All programs with the exception of Water Reclamation increased over last year's investment. The largest dollar increase ($5.0 million) is in the Streets and Storm Drains program, which includes projects such as the Annual Street Rehabilitation Project, Oak Avenue Street Widening, and the River Road Median Landscape Improvement. The second largest dollar increase ($4.8 million) is in the Facilities, Systems and Community Assets program with projects such as the Electronic Document Management System, Fire Radios Replacement Program, Airport Facilities Improvements, Vehicle Procurement, Comprehensive Fire Station Assessment and Rebuild, Community Center Facilities Capital Improvements, and the Building Evaluation and Maintenance Plan. The Parks and Open Space budget also recommends an increase over last year in the amount of $4.4 million, an increase of $3.4 million. Projects within this program include: The Parks Master Plan, City Park Asphalt Remove and Replace, Demolition of the Armory Building at City Park, and the Park Amenities Replacement Phase I.

New CIP funding for Fiscal Year 2022 totals $57,928,493 in the programs shown in the following table.

PROGRAM NAME	ESTIMATED CARRYOVER FUNDING	FY 2022	FY 2023	FY 2024	FY 2025	FY 2026	TOTAL FUNDING
		FY 2022 - 2026 CAPITAL IMPROVEMENT PLAN					
Electric	1,128,836	225,500	200,000	400,000	400,000	400,000	2,754,336
Facilities, Systems and Community Assets	19,133,078	11,738,666	5,330,666	2,353,434	2,313,209	1,297,032	42,166,085
Parks and Open Space	8,270,509	4,426,000	1,000,000	1,000,000	-	-	14,696,509
Streets and Storm Drains	102,442,504	15,091,157	6,672,000	2,069,440	1,367,332	1,190,676	128,833,109
Water	38,067,540	20,820,003	23,753,720	16,489,109	6,212,174	3,129,478	108,472,024
Water Reclamation	20,333,728	5,627,167	5,457,204	466,348	475,675	485,189	32,845,311
TOTAL	$189,376,195	$57,928,493	$42,413,590	$22,778,331	$10,768,390	$6,502,375	$329,767,374

FY 2022 Capital Improvement Plan by Program

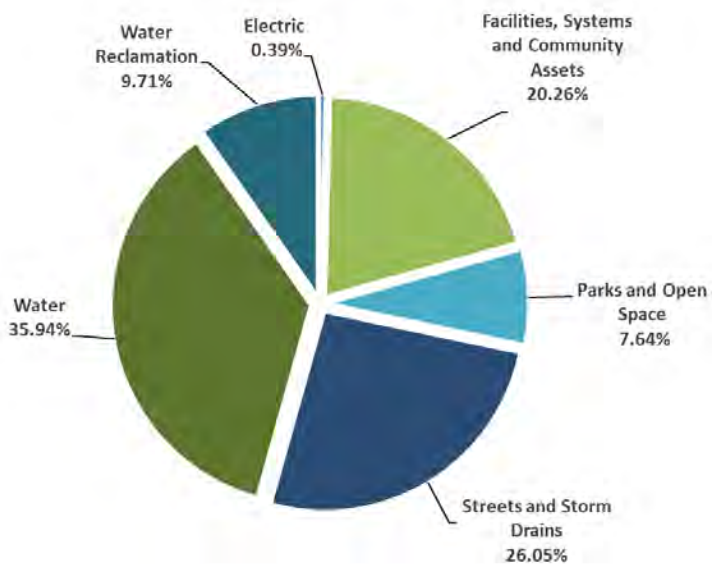

FY 2022 Capital Improvement Plan by Fund Type

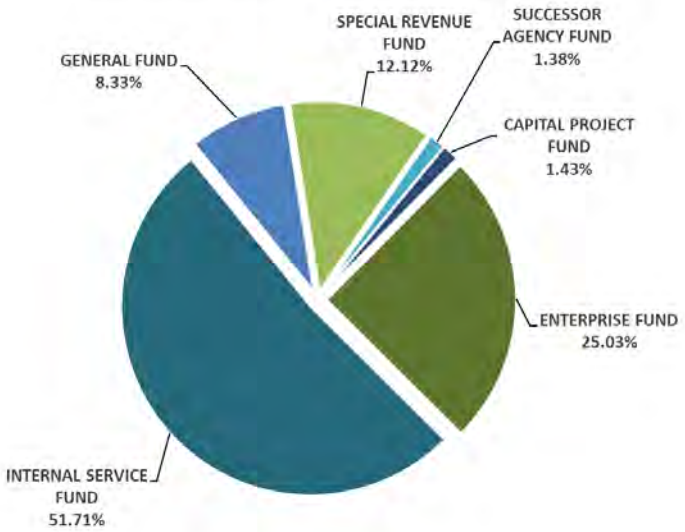

The City utilizes multiple funding sources for its CIP program, including those that are legislatively set aside and committed to specific capital improvement projects, as well as other sources such as the General Fund and utility rates. A summary listing of funding in Fiscal Year 2022 is shown in the following table.

FUND TYPE / FUND NAME	ESTIMATED CARRYOVER FUNDING	FY 2022 - 2026 CAPITAL IMPROVEMENT PLAN					
		FY 2022	FY 2023	FY 2024	FY 2025	FY 2026	TOTAL FUNDING
GENERAL FUND							
110 - GENERAL FUND	11,542,456	9,191,052	3,585,349	1,308,800	812,283	329,486	26,769,426
232 - CIVIC CENTER FUND	255,421	139,000	215,000	-	-	-	609,421
GENERAL FUND TOTAL	**$ 11,797,876**	**$ 9,330,052**	**$ 3,800,349**	**$ 1,308,800**	**$ 812,283**	**$ 329,486**	**$ 27,378,846**
SPECIAL REVENUE FUND							
206 - LIBRARY FACILITIES FEE FUND	52,241	-	-	-	-	-	52,241
207 - FIRE WILD LAND MITIGATION FUND	20,779	14,409	-	-	-	-	35,188
208 - TC POLICE FACILITIES FUND	91,950	-	-	-	-	-	91,950
209 - TC FIRE FACILITIES FUND	111,635	-	-	-	-	-	111,635
211 - STREET AND TRAFFIC SIGNALS FUND	9,309,958	1,175,000	1,000,000	-	-	-	11,484,958
212 - DRAINAGE FEE FUND	583,463	683,000	-	-	-	-	1,266,463
213 - POLICE FACILITIES FUND	274,316	71,990	-	-	-	-	346,306
214 - FIRE FACILITIES FUND	429,346	107,675	-	-	-	-	537,021
215 - PUBLIC MEETING FACILITIES FUND	26,064	-	-	-	-	-	26,064
216 - AQUATICS CENTER FUND	106,963	-	-	-	-	-	106,963
218 - CORONA MALL BUSINESS IMPROVEMENT DISTRICT FUND	656,382	-	-	-	-	-	656,382
221 - RMRA FUND	2,718,073	3,277,841	-	-	-	-	5,995,914
222 - GAS TAX (2105-2106-PROP 42) FUND	1,915,627	865,000	2,426,000	887,220	783,666	595,338	7,472,851
227 - MEASURE A FUND	14,211,020	7,090,316	3,246,000	1,182,220	583,666	595,338	26,908,560
231 - CAL COPS GRANTS FUND	200,000	-	-	-	-	-	200,000
247 - CFD 2002-2 LMD FUND	385	-	-	-	-	-	385
249 - CFD 2001-1 LANDSCAPE FUND	435,236	-	-	-	-	-	435,236
251 - CFD/LMD 2002-3 LANDSCAPE FUND	46	-	-	-	-	-	46
252 - LMD 2003-1 LIGHTING FUND	171,280	-	-	-	-	-	171,280
253 - CFD/LMD 2011-1 FUND	527	-	-	-	-	-	527
274 - SOUTH CORONA LANDSCAPING FUND	798,536	-	-	-	-	-	798,536
289 - DWELLING DEVELOPMENT TAX FUND	319,210	-	-	-	-	-	319,210
446 - LMD 84-1 LIGHTING FUND	7,376	-	-	-	-	-	7,376
460 - LMD 84-2 ZONE 10 FUND	805,715	-	-	-	-	-	805,715
461 - LMD 84-2 ZONE 14 FUND	124,040	-	-	-	-	-	124,040
SPECIAL REVENUE FUND TOTAL	**$ 37,143,048**	**$ 13,581,231**	**$ 6,672,000**	**$ 2,069,440**	**$ 1,367,332**	**$ 1,190,676**	**$ 62,023,727**

FUND TYPE / FUND NAME	ESTIMATED CARRYOVER FUNDING	FY 2022 - 2026 CAPITAL IMPROVEMENT PLAN					
		FY 2022	FY 2023	FY 2024	FY 2025	FY 2026	TOTAL FUNDING
SUCCESSOR AGENCY FUND							
417 - RDA SUCCESSOR AGENCY FUND	167,239	1,543,939	1,092,600	1,105,452	1,118,561	681,933	5,709,724
SUCCESSOR AGENCY FUND TOTAL	**$ 167,239**	**$ 1,543,939**	**$ 1,092,600**	**$ 1,105,452**	**$ 1,118,561**	**$ 681,933**	**$ 5,709,724**
CAPITAL PROJECT FUND							
243 - PUBLIC WORKS CAPITAL GRANTS FUND	70,719,302	-	-	-	-	-	70,719,302
245 - COUNTY SERVICE AREA 152 (NPDES) FUND	123,745	160,775	156,060	159,182	162,365	165,613	927,740
431 - COMMUNITY DEVELOPMENT BLOCK GRANT (CDBG) FUND	1,976,980	992,879	-	-	-	-	2,969,859
432 - HOME INVESTMENT PARTNERSHIP PROGRAM FUND	1,291,197	447,381	-	-	-	-	1,738,578
479 - TUMF - WRCOG FUND	731,171	-	-	-	-	-	731,171
480 - REIMBURSEMENT GRANTS FUND	616,015	-	-	-	-	-	616,015
CAPITAL PROJECT FUND TOTAL	**$ 75,458,411**	**$ 1,601,035**	**$ 156,060**	**$ 159,182**	**$ 162,365**	**$ 165,613**	**$ 77,702,666**
ENTERPRISE FUND							
275 - AIRPORT FUND	222,317	450,000	-	-	-	-	672,317
440 - WATER RECLAMATION CAPACITY FUND	96,273	50,000	-	-	-	-	146,273
453 - 2012 WATER REVENUE BONDS - PROJECT FUND	3,852,522	-	-	-	-	-	3,852,522
567 - RECLAIMED WATER SYSTEM FUND	2,428,157	1,820,552	2,956,550	830,689	2,300,825	61,320	10,398,093
570 - WATER UTILITY FUND	24,239,035	17,606,146	19,181,747	14,999,501	3,051,606	2,830,974	81,909,009
571 - WATER UTILITY GRANT/AGRMT FUND	3,388,200	1,260,365	999,450	290,700	370,334	-	6,309,049
572 - WATER RECLAMATION UTILITY FUND	22,697,812	6,500,254	6,146,767	834,567	915,084	722,373	37,816,857
573 - WATER RECLAMATION GRANT/AGRMT FUND	24,348	-	-	-	-	-	24,348
578 - ELECTRIC UTILITY FUND	996,863	297,344	203,067	400,000	450,000	400,000	2,747,274
ENTERPRISE FUND TOTAL	**$ 60,059,341**	**$ 28,034,661**	**$ 29,487,581**	**$ 17,355,457**	**$ 7,087,849**	**$ 4,014,667**	**$ 146,039,556**
INTERNAL SERVICE FUND							
681 - INFORMATION TECHNOLOGY FUND	1,120,520	1,159,256	920,000	770,000	220,000	120,000	4,309,776
682 - FLEET OPERATIONS FUND	3,629,744	2,643,319	285,000	10,000	-	-	6,568,063
INTERNAL SERVICE FUND TOTAL	**$ 4,750,280**	**$ 3,837,575**	**$ 1,205,000**	**$ 780,000**	**$ 220,000**	**$ 120,000**	**$ 10,912,855**
GRAND TOTAL	**$ 189,376,195**	**$ 57,928,493**	**$ 42,413,590**	**$ 22,778,331**	**$ 10,768,390**	**$ 6,502,375**	**$ 329,767,374**

The following schedule lists all projects, grouped by fund, and includes estimated carryover funding and proposed Fiscal Year 2022 funding.

CAPITAL IMPROVEMENT PLAN

Schedule of Estimated Carryover and New Funding, by Fund

FUND	PROJECT NO.	PROGRAM NAME	PROJECT TITLE	ESTIMATED CARRYOVER FUNDING	PROPOSED FY 2022	TOTAL AVAILABLE
GENERAL FUND						
110	60310	FCLTS	LIBRARY SKYLIGHTS REPLACEMENT	40,000	-	40,000
110	60320	FCLTS	HVAC PNEUMATIC CONTROLS	82,152	-	82,152
110	60350	FCLTS	JAIL CONTROL SYSTEM AND PHONES	80,000	-	80,000
110	60360	WATER	WATER METER DOWNSIZING	194,964	-	194,964
110	61490	FCLTS	CITY HALL FACILITY CAPITAL IMPROVEMENTS	11,387	-	11,387
110	61690	FCLTS	CIVIC CENTER GYMNASIUM	20,000	-	20,000
110	62400	FCLTS	CITY FIRE STATIONS CAPITAL IMPROVEMENTS	121,671	54,000	175,671
110	62950	FCLTS	LIBRARY FACILITIES CAPITAL IMPROVEMENTS	311,888	-	311,888
110	63800	FCLTS	COMMUNITY EVENTS - CO-SPONSORED	51,968	-	51,968
110	63901	FCLTS	LIBRARY MATERIALS - ADOPT-A-BOOK FRIENDS	1,607	-	1,607
110	68340	FCLTS	VEHICLE PROCUREMENT	15,866	766,471	782,337
110	68690	PARKS	CITYWIDE ADA IMPROVEMENTS	1,674,758	1,000,000	2,674,758
110	68920	FCLTS	CORPORATION YARD FACILITY CAPITAL IMPROVEMENTS	169	40,000	40,169
110	69060	FCLTS	GENERAL PLAN/CLIMATE ACTION PLAN UPDATE	278,277	-	278,277
110	69120	FCLTS	CITY UNIFIED CAMERA PROJECT	462,537	-	462,537
110	69500	STRTS	CAJALCO / I-15 INTERCHANGE IMPROVEMENTS	5,908	-	5,908
110	70100	FCLTS	EMERGENCY 911 PHONE SYSTEM	3,673	68,000	71,673
110	70110	FCLTS	PUBLIC SAFETY ENTERPRISE COMMUNICATION (PSEC) RADIO INTEROPERABILITY	154,977	-	154,977
110	70130	FCLTS	TECHNOLOGY ENHANCEMENTS	53,179	-	53,179
110	70150	FCLTS	CITY UNIFIED CAMERA PROJECT, PHASE II	27,982	-	27,982
110	71150	STRTS	AUTO CENTER DRIVE/BURLINGTON NORTHERN SANTA FE RAILROAD GRADE SEPARATION	1,163,876	-	1,163,876
110	71630	FCLTS	POLICE BODY WORN CAMERAS	1,171	35,000	36,171
110	71650	FCLTS	CITY HALL SECURITY IMPROVEMENTS	767,989	-	767,989
110	71660	FCLTS	FIRE STATION ALERTING SYSTEMS	241,563	65,000	306,563
110	71670	FCLTS	POLICE CAD/RMS SYSTEM	550,109	-	550,109
110	71700	FCLTS	CORONA INNOVATION CENTER	120,578	-	120,578
110	71710	FCLTS	AUTO CENTER SIGN	150,000	-	150,000
110	71720	PARKS	GRIFFIN PARK ENHANCEMENTS	4,484	-	4,484
110	71990	FCLTS	HOUSEHOLD HAZARDOUS WASTE FACILITY	265,000	-	265,000
110	72050	WATER	ALCOA DIKE POTABLE WATER NON-COMPENSABLE	15,000	-	15,000
110	72051	WATER	ALCOA DIKE ADMINISTRATION	312,812	-	312,812
110	72070	FCLTS	ANIMAL CONTROL FACILITY CAPITAL IMPROVEMENTS	-	45,000	45,000

CAPITAL IMPROVEMENT PLAN

Schedule of Estimated Carryover and New Funding, by Fund

FUND	PROJECT NO.	PROGRAM NAME	PROJECT TITLE	ESTIMATED CARRYOVER FUNDING	PROPOSED FY 2022	TOTAL AVAILABLE
110	72080	FCLTS	COMMUNITY CENTER FACILITIES CAPITAL IMPROVEMENTS	164,231	70,000	234,231
110	72330	FCLTS	TIMEKEEPING SYSTEM	331,376	-	331,376
110	72520	FCLTS	NEW VHF RADIO SIMULCAST AND BACKHAUL SYSTEM	1,999,815	-	1,999,815
110	72530	FCLTS	POLICE DEPARTMENT FACILITY IMPROVEMENTS	37,000	62,327	99,327
110	72540	FCLTS	REPLACE MICROWAVE LINKS TO FIRE STATION	39,126	-	39,126
110	72820	WATER	GRAPE HILL TELECOMMUNICATIONS TOWER NO. 2	19,396	-	19,396
110	73790	FCLTS	CITY HALL WHOLE BUILDING ENERGY EFFICIENCY PROJECT	213,352	-	213,352
110	73800	PARKS	MOUNTAIN GATE PARK IMPROVEMENTS	56,351	-	56,351
110	73801	PARKS	MOUNTAIN GATE PARK ADA IMPROVEMENTS	41,736	-	41,736
110	73820	PARKS	TRAILS MASTER PLAN	36,910	-	36,910
110	73840	PARKS	PARKS FACILITIES AND AMENITIES INVENTORY	36,367	-	36,367
110	73851	PARKS	LINCOLN PARK ADA IMPROVEMENTS	44,269	-	44,269
110	74121	PARKS	CRESTA VERDE PARK ADA IMPROVEMENTS	27,208	-	27,208
110	74131	PARKS	ONTARIO PARK ADA IMPROVEMENTS	52,616	-	52,616
110	74141	PARKS	PROMENADE PARK ADA IMPROVEMENT	56,545	-	56,545
110	74151	PARKS	RIDGELINE PARK ADA IMPROVEMENTS	28,734	-	28,734
110	74161	PARKS	RIVER ROAD PARK ADA IMPROVEMENTS	40,000	-	40,000
110	74171	PARKS	TEHACHAPI PARK ADA IMPROVEMENT	40,000	-	40,000
110	74181	PARKS	VICTORIA PARK ADA IMPROVEMENTS	38,689	-	38,689
110	75090	FCLTS	EMERGENCY OPERATIONS CENTER UPGRADE	404,000	208,254	612,254
110	77090	FCLTS	CORONA MALL BID ESTABLISHMENT	132,040	-	132,040
110	78150	FCLTS	BUILDING EVALUATION & MAINTENANCE PLAN	50,000	150,000	200,000
110	79030	WATER	EAGLE GLEN RADIO TOWER ACCESS	28,776		28,776
110	84480	STRTS	SHERBORN STREET IMPROVEMENTS	438,374	-	438,374
110	AUTO - 726	PARKS	PARKS MASTER PLAN	-	150,000	150,000
110	AUTO - 748	FCLTS	RIVER ROAD PARK NEW ROOF FOR BUILDING	-	25,000	25,000
110	AUTO - 749	PARKS	LINCOLN PARK NEW FITNESS EQUIPMENT	-	100,000	100,000
110	AUTO - 751	PARKS	BORDER AND FAIRVIEW PARK PLAYGROUND EQUIPMENT	-	250,000	250,000
110	AUTO - 755	PARKS	PARK AMENITIES REPLACEMENT PHASE I	-	1,150,000	1,150,000
110	AUTO - 756	PARKS	MASTER PLAN FOR CITY PARK, SENIOR AND AQUATIC CENTER DESIGNS	-	150,000	150,000
110	AUTO - 792	FCLTS	FIRE RADIOS REPLACEMENT PROGRAM	-	322,000	322,000
110	AUTO - 793	FCLTS	SELF-CONTAINED BREATHING APPARATUS (SCBA)	-	700,000	700,000
110	AUTO - 794	FCLTS	FIRE EMERGING TECHNOLOGY/EQUIPMENT	-	50,000	50,000

CAPITAL IMPROVEMENT PLAN

Schedule of Estimated Carryover and New Funding, by Fund

FUND	PROJECT NO.	PROGRAM NAME	PROJECT TITLE	ESTIMATED CARRYOVER FUNDING	PROPOSED FY 2022	TOTAL AVAILABLE
110	AUTO - 796	FCLTS	COMPREHENSIVE FIRE STATION ASSESSMENT & REBUILD/REMODEL	-	400,000	400,000
110	AUTO - 818	PARKS	CITY PARK ASPHALT REMOVE AND REPLACE	-	230,000	230,000
110	AUTO - 828	PARKS	DEMOLITION OF THE ARMORY BUILDING AT CITY PARK	-	1,100,000	1,100,000
110	AUTO - 829	STRTS	ALLEY IMPROVEMENTS	-	2,000,000	2,000,000
			GENERAL FUND TOTAL	**$11,542,456**	**$9,191,052**	**$20,733,508**
LIBRARY FACILITIES FEE FUND						
206	63900	FCLTS	LIBRARY MATERIALS	45,409	-	45,409
206	86900	FCLTS	CITYWIDE FACILITIES INVENTORY	4,000	-	4,000
206	86910	FCLTS	CITYWIDE DEVELOPMENT IMPACT FEE REVIEW	2,832	-	2,832
			LIBRARY FACILITIES FEE FUND TOTAL	**$52,241**	**-**	**$52,241**
FIRE WILD LAND MITIGATION FUND						
207	62900	FCLTS	FIRE EQUIPMENT ACQUISITION	20,779	14,409	35,188
			FIRE WILD LAND MITIGATION FUND TOTAL	**$20,779**	**$14,409**	**$35,188**
TC POLICE FACILITIES FUND						
208	76020	FCLTS	LICENSE PLATE READER PROJECT	85,118	-	85,118
208	86900	FCLTS	CITYWIDE FACILITIES INVENTORY	4,000	-	4,000
208	86910	FCLTS	CITYWIDE DEVELOPMENT IMPACT FEE REVIEW	2,832	-	2,832
			TC POLICE FACILITIES FUND TOTAL	**$91,950**	**-**	**$91,950**
TC FIRE FACILITIES FUND						
209	62900	FCLTS	FIRE EQUIPMENT ACQUISITION	104,803	-	104,803
209	86900	FCLTS	CITYWIDE FACILITIES INVENTORY	4,000	-	4,000
209	86910	FCLTS	CITYWIDE DEVELOPMENT IMPACT FEE REVIEW	2,832	-	2,832
			TC FIRE FACILITIES FUND TOTAL	**$111,635**	**-**	**$111,635**
STREET AND TRAFFIC SIGNALS FUND						
211	62410	STRTS	MAGNOLIA AVENUE WIDENING	1,256,321	-	1,256,321
211	69500	STRTS	CAJALCO / I-15 INTERCHANGE IMPROVEMENTS	135,260	-	135,260
211	69510	STRTS	CITYWIDE MASTER PLAN STREET IMPROVEMENTS	1,587,748	-	1,587,748
211	70630	STRTS	CITYWIDE TRAFFIC SIGNALS	2,620,664	-	2,620,664
211	71800	STRTS	ADVANCED TRAFFIC MANAGEMENT SYSTEM (ATMS) PHASE III AND ATMS MASTER PLAN UPDATE	1,817,050	300,000	2,117,050
211	71840	STRTS	TRAFFIC SIGNAL MAINTENANCE FACILITY	230,000	-	230,000
211	72100	STRTS	ONTARIO AVENUE WIDENING	743,007	-	743,007
211	77010	STRTS	TRAFFIC SIGNAL AT MASTERS DRIVE AND CALIFORNIA AVE	800,000	-	800,000
211	80020	STRTS	SOUTH CORONA MASTER PLANNED STREETS	100,000	-	100,000

CAPITAL IMPROVEMENT PLAN

Schedule of Estimated Carryover and New Funding, by Fund

FUND	PROJECT NO.	PROGRAM NAME	PROJECT TITLE	ESTIMATED CARRYOVER FUNDING	PROPOSED FY 2022	TOTAL AVAILABLE
211	86900	FCLTS	CITYWIDE FACILITIES INVENTORY	9,900	-	9,900
211	86910	FCLTS	CITYWIDE DEVELOPMENT IMPACT FEE REVIEW	10,007	-	10,007
211	AUTO - 810	STRTS	IN-PAVEMENT ILLUMINATION CROSSWALK	-	150,000	150,000
211	AUTO - 811	STRTS	TRAFFIC MONITORING CCTV SYSTEM REPAIRS AND UPGRADES	-	100,000	100,000
211	AUTO - 812	STRTS	FOOTHILL PARKWAY INTERCONNECT SIGNAL SYSTEM OPTIMIZATION	-	200,000	200,000
211	AUTO - 813	STRTS	TRAFFIC SIGNAL ADA ENHANCEMENTS	-	75,000	75,000
211	AUTO - 814	STRTS	CITYWIDE ADA CURB RAMP IMPROVEMENTS	-	350,000	350,000
			STREET AND TRAFFIC SIGNALS FUND TOTAL	**$9,309,958**	**$1,175,000**	**$10,484,958**
DRAINAGE FEE FUND						
212	62920	STRTS	EAST GRAND BOULEVARD STORM DRAIN	241,181	320,000	561,181
212	73860	STRTS	INFRA SR-91 CORRIDOR	-	363,000	363,000
212	86050	STRTS	CHASE DRIVE IMPROVEMENTS - PHASE III	90,906	-	90,906
212	86900	FCLTS	CITYWIDE FACILITIES INVENTORY	47,297	-	47,297
212	86910	FCLTS	CITYWIDE DEVELOPMENT IMPACT FEE REVIEW	5,382	-	5,382
212	86920	STRTS	REIMBURSEMENT AGREEMENT PAYMENTS - DRAINAGE	198,697	-	198,697
			DRAINAGE FEE FUND TOTAL	**$583,463**	**$683,000**	**$1,266,463**
POLICE FACILITIES FUND						
213	69120	FCLTS	CITY UNIFIED CAMERA PROJECT	1,289	-	1,289
213	70110	FCLTS	PUBLIC SAFETY ENTERPRISE COMMUNICATION (PSEC) RADIO INTEROPERABILITY	194,035	-	194,035
213	86450	FCLTS	POLICE EQUIPMENT ACQUISITION	72,161	71,990	144,151
213	86900	FCLTS	CITYWIDE FACILITIES INVENTORY	4,000	-	4,000
213	86910	FCLTS	CITYWIDE DEVELOPMENT IMPACT FEE REVIEW	2,832	-	2,832
			POLICE FACILITIES FUND TOTAL	**$274,316**	**$71,990**	**$346,306**
FIRE FACILITIES FUND						
214	62900	FCLTS	FIRE EQUIPMENT ACQUISITION	176,786	22,675	199,461
214	71660	FCLTS	FIRE STATION ALERTING SYSTEMS	245,772	85,000	330,772
214	86900	FCLTS	CITYWIDE FACILITIES INVENTORY	3,956	-	3,956
214	86910	FCLTS	CITYWIDE DEVELOPMENT IMPACT FEE REVIEW	2,832	-	2,832
			FIRE FACILITIES FUND TOTAL	**$429,346**	**$107,675**	**$537,021**
PUBLIC MEETING FACILITIES FUND						
215	71640	FCLTS	VICENTIA ACTIVITY CENTER	17,406	-	17,406
215	73840	PARKS	PARKS FACILITIES AND AMENITIES INVENTORY	1,826	-	1,826
215	86900	FCLTS	CITYWIDE FACILITIES INVENTORY	4,000	-	4,000

CAPITAL IMPROVEMENT PLAN

Schedule of Estimated Carryover and New Funding, by Fund

FUND	PROJECT NO.	PROGRAM NAME	PROJECT TITLE	ESTIMATED CARRYOVER FUNDING	PROPOSED FY 2022	TOTAL AVAILABLE
215	86910	FCLTS	CITYWIDE DEVELOPMENT IMPACT FEE REVIEW	2,832	-	2,832
			PUBLIC MEETING FACILITIES FUND TOTAL	**$26,064**	**-**	**$26,064**
AQUATICS CENTER FUND						
216	69630	PARKS	AQUATIC IMPROVEMENTS	100,236	-	100,236
216	86900	FCLTS	CITYWIDE FACILITIES INVENTORY	5,645	-	5,645
216	86910	FCLTS	CITYWIDE DEVELOPMENT IMPACT FEE REVIEW	1,082	-	1,082
			AQUATICS CENTER FUND TOTAL	**$106,963**	**-**	**$106,963**
PARKS AND OPEN SPACE FUND						
217	71720	PARKS	GRIFFIN PARK ENHANCEMENTS	149,405	-	149,405
217	72600	PARKS	AUBURNDALE AMENITIES IMPROVEMENTS	630,640	-	630,640
217	73800	PARKS	MOUNTAIN GATE PARK IMPROVEMENTS	32,683	-	32,683
217	73840	PARKS	PARKS FACILITIES AND AMENITIES INVENTORY	2,020	-	2,020
217	73851	PARKS	LINCOLN PARK ADA IMPROVEMENTS	2	-	2
217	77130	PARKS	SKYLINE TRAIL	55,000		55,000
217	79020	PARKS	PARKS IMPROVEMENTS	2,898,035		2,898,035
217	AUTO - 726	PARKS	PARKS MASTER PLAN	-	100,000	100,000
217	AUTO - 753	PARKS	MOUNTAIN GATE PARK SHADE STRUCTURE FOR BALLFIELD PLAZA	-	160,000	160,000
217	AUTO - 754	PARKS	BUTTERFIELD PARK - DESIGN WEST PARKING LOT	-	36,000	36,000
			PARKS AND OPEN SPACE FUND TOTAL	**$3,767,783**	**$296,000**	**$4,063,783**
CORONA MALL BUSINESS IMPROVEMENT DISTRICT FUND						
218	79000	FCLTS	CORONA MALL BREEZEWAY & PARKING LOT REHABILITATION	324,149	-	324,149
218	84220	FCLTS	CORONA MALL BUSINESS IMPROVEMENT DISTRICT	332,233	-	332,233
			CORONA MALL BUSINESS IMPROVEMENT DISTRICT FUND TOTAL	**$656,382**	**-**	**$656,382**
RMRA FUND						
221	69210	STRTS	ANNUAL STREET PAVEMENT REHABILITATION	2,718,073	3,277,841	5,995,914
			RMRA FUND TOTAL	**$2,718,073**	**$3,277,841**	**$5,995,914**
GAS TAX (2105-2106-PROP 42) FUND						
222	62410	STRTS	MAGNOLIA AVENUE WIDENING	100,000	100,000	200,000
222	68860	STRTS	CITYWIDE BENCHMARK UPDATE	190,000	-	190,000
222	69210	STRTS	ANNUAL STREET PAVEMENT REHABILITATION	22,907	-	22,907
222	69220	STRTS	PAVEMENT MAINTENANCE AND RESURFACING	83,256	150,000	233,256
222	69370	STRTS	MCKINLEY GRADE SEPARATION	11,942	-	11,942
222	69500	STRTS	CAJALCO / I-15 INTERCHANGE IMPROVEMENTS	262,191	-	262,191

CAPITAL IMPROVEMENT PLAN

Schedule of Estimated Carryover and New Funding, by Fund

FUND	PROJECT NO.	PROGRAM NAME	PROJECT TITLE	ESTIMATED CARRYOVER FUNDING	PROPOSED FY 2022	TOTAL AVAILABLE
222	70730	STRTS	SIDEWALK, CURB AND GUTTER REPAIR/REPLACEMENT/MAINTENANCE	4,774	400,000	404,774
222	70940	STRTS	MISCELLANEOUS REPAIR AND REPLACEMENT OF TRAFFIC SIGNALS	231,291	200,000	431,291
222	71820	STRTS	TRAFFIC SIGNAL INSTALLATION AT AUTO CENTER DRIVE / METROLINK STATION	50,000	-	50,000
222	71830	STRTS	TRAFFIC SIGNALS LIGHTING UPGRADE	88,086	-	88,086
222	72160	STRTS	CITYWIDE TRAFFIC SIGNS	31,559	15,000	46,559
222	72620	STRTS	BUTTERFIELD DRIVE ROAD RELOCATION	149,898	-	149,898
222	72630	STRTS	MAGNOLIA MEDIAN REHABILITATION	54,067	-	54,067
222	72920	STRTS	STRIPING REHABILITATION	97,238	-	97,238
222	73540	STRTS	OVERLOOK ROAD MAINTENANCE	38,417	-	38,417
222	73870	STRTS	WEST RINCON STREET IMPROVEMENTS	500,000	-	500,000
			GAS TAX (2105-2106-PROP 42) FUND TOTAL	**$1,915,627**	**$865,000**	**$2,780,627**
MEASURE A FUND						
227	60300	STRTS	REMOVE DEBRIS FROM BEDFORD WASH UNDER TEMESCAL CANYON	233,568	-	233,568
227	62410	STRTS	MAGNOLIA AVENUE WIDENING	1,098,806	199,000	1,297,806
227	62920	STRTS	EAST GRAND BOULEVARD STORM DRAIN	500,000	-	500,000
227	68860	STRTS	CITYWIDE BENCHMARK UPDATE	40,000	-	40,000
227	69210	STRTS	ANNUAL STREET PAVEMENT REHABILITATION	2,398,195	3,786,316	6,184,511
227	69220	STRTS	PAVEMENT MAINTENANCE AND RESURFACING	34,633	150,000	184,633
227	69370	STRTS	MCKINLEY GRADE SEPARATION	1,997,593	-	1,997,593
227	70690	STRTS	PAVEMENT MANAGEMENT STUDY	75,084	30,000	105,084
227	70730	STRTS	SIDEWALK, CURB AND GUTTER REPAIR/REPLACEMENT/MAINTENANCE	91,905	400,000	491,905
227	70940	STRTS	MISCELLANEOUS REPAIR AND REPLACEMENT OF TRAFFIC SIGNALS	16,480	-	16,480
227	71150	STRTS	AUTO CENTER DRIVE/BURLINGTON NORTHERN SANTA FE RAILROAD GRADE SEPARATION	277,150	-	277,150
227	71790	STRTS	BRIDGE EVALUATION	374,522	-	374,522
227	71830	STRTS	TRAFFIC SIGNALS LIGHTING UPGRADE	252,186	-	252,186
227	71840	STRTS	TRAFFIC SIGNAL MAINTENANCE FACILITY	30,000	-	30,000
227	72050	WATER	ALCOA DIKE POTABLE WATER NON-COMPENSABLE	15,000	-	15,000
227	72100	STRTS	ONTARIO AVENUE WIDENING	1,428,550	350,000	1,778,550
227	72160	STRTS	CITYWIDE TRAFFIC SIGNS	10,062	-	10,062
227	72210	STRTS	CITYWIDE SIDEWALK AND ADA IMPROVEMENTS - PHASE II	1,305,191	350,000	1,655,191
227	72220	STRTS	CHANGEABLE TRAFFIC MESSAGE SIGN REPLACEMENT	32,395	-	32,395
227	72620	STRTS	BUTTERFIELD DRIVE ROAD RELOCATION	1,850,000	-	1,850,000
227	72630	STRTS	MAGNOLIA MEDIAN REHABILITATION	430,818	-	430,818

CAPITAL IMPROVEMENT PLAN

Schedule of Estimated Carryover and New Funding, by Fund

FUND	PROJECT NO.	PROGRAM NAME	PROJECT TITLE	ESTIMATED CARRYOVER FUNDING	PROPOSED FY 2022	TOTAL AVAILABLE
227	72680	STRTS	RIVER ROAD MEDIAN LANDSCAPE IMPROVEMENTS	1,500	500,000	501,500
227	72920	STRTS	STRIPING REHABILITATION	371,671	325,000	696,671
227	73540	STRTS	OVERLOOK ROAD MAINTENANCE	9,508	-	9,508
227	73870	STRTS	WEST RINCON STREET IMPROVEMENTS	500,000	350,000	850,000
227	76030	STRTS	OAK AVENUE STREET WIDENING	500,000	650,000	1,150,000
227	78000	STRTS	FY2019 CDBG SIDEWALK IMPROVEMENTS	56,906	-	56,906
227	78060	STRTS	ROCK VISTA DRIVE SUBDRAIN	279,297	-	279,297
			MEASURE A FUND TOTAL	**$14,211,020**	**$7,090,316**	**$21,301,336**
CAL COPS GRANTS FUND						
231	70110	FCLTS	PUBLIC SAFETY ENTERPRISE COMMUNICATION (PSEC) RADIO INTEROPERABILITY	200,000	-	200,000
			CAL COPS GRANTS FUND TOTAL	**$200,000**	**-**	**$200,000**
CIVIC CENTER FUND						
232	60330	FCLTS	HISTORIC CIVIC CENTER BREEZEWAY REBUILD	240,000	-	240,000
232	70140	FCLTS	HISTORIC CIVIC CENTER FACILITY CAPITAL IMPROVEMENTS	15,421	139,000	154,421
			CIVIC CENTER FUND TOTAL	**$255,421**	**$139,000**	**$394,421**
PUBLIC WORKS CAPITAL GRANTS FUND						
243	62411	STRTS	MAGNOLIA AVENUE WIDENING	27,265	-	27,265
243	69370	STRTS	MCKINLEY GRADE SEPARATION	59,095,359	-	59,095,359
243	69372	STRTS	MCKINLEY / SANTA FE GRADE SEPARATION	2,000,000	-	2,000,000
243	69500	STRTS	CAJALCO / I-15 INTERCHANGE IMPROVEMENTS	565,095	-	565,095
243	69501	STRTS	CAJALCO / I-15 INTERCHANGE IMPROVEMENTS	3,634,203	-	3,634,203
243	71150	STRTS	AUTO CENTER DRIVE/BURLINGTON NORTHERN SANTA FE RAILROAD GRADE SEPARATION	3,239,578	-	3,239,578
243	71820	STRTS	TRAFFIC SIGNAL INSTALLATION AT AUTO CENTER DRIVE / METROLINK STATION	235,685	-	235,685
243	72100	STRTS	ONTARIO AVENUE WIDENING	1,448,644	-	1,448,644
243	72900	STRTS	TRAFFIC SIGNAL INSTALLATION AT BEDFORD CANYON / GEORGETOWN	473,474	-	473,474
			PUBLIC WORKS CAPITAL GRANTS FUND TOTAL	**$70,719,302**	**-**	**$70,719,302**
COUNTY SERVICE AREA 152 (NPDES) FUND						
245	68340	FCLTS	VEHICLE PROCUREMENT	-	10,775	10,775
245	71990	FCLTS	HOUSEHOLD HAZARDOUS WASTE FACILITY	32,237	-	32,237
245	78140	FCLTS	STORM DRAIN CATCH BASIN FILTERS	91,508	150,000	241,508
			COUNTY SERVICE AREA 152 (NPDES) FUND TOTAL	**$123,745**	**$160,775**	**$284,520**
CFD 2002-2 LMD FUND						
247	73310	PARKS	CFD 10-YEAR PLAN	385	-	385

CAPITAL IMPROVEMENT PLAN

Schedule of Estimated Carryover and New Funding, by Fund

FUND	PROJECT NO.	PROGRAM NAME	PROJECT TITLE	ESTIMATED CARRYOVER FUNDING	PROPOSED FY 2022	TOTAL AVAILABLE
			CFD 2002-2 LMD FUND TOTAL	**$385**	**-**	**$385**
CFD 97-1 LANDSCAPE FUND						
248	73310	PARKS	CFD 10-YEAR PLAN	5,098	-	5,098
			CFD 97-1 LANDSCAPE FUND TOTAL	**$5,098**	**-**	**$5,098**
CFD 2001-1 LANDSCAPE FUND						
249	70460	PARKS	LANDSCAPE RETROFIT PROJECT	393,223	-	393,223
249	73310	PARKS	CFD 10-YEAR PLAN	42,013	-	42,013
			CFD 2001-1 LANDSCAPE FUND TOTAL	**$435,236**	**-**	**$435,236**
CFD/LMD 2002-3 LANDSCAPE FUND						
251	73310	PARKS	CFD 10-YEAR PLAN	46	-	46
			CFD/LMD 2002-3 LANDSCAPE FUND TOTAL	**$46**	**-**	**$46**
LMD 2003-1 LIGHTING FUND						
252	72710	STRTS	DOS LAGOS TRAFFIC SIGNAL IMPROVEMENTS	171,280	-	171,280
			LMD 2003-1 LIGHTING FUND TOTAL	**$171,280**	**-**	**$171,280**
CFD/LMD 2011-1 FUND						
253	73310	PARKS	CFD 10-YEAR PLAN	527	-	527
			CFD/LMD 2011-1 FUND TOTAL	**$527**	**-**	**$527**
SOUTH CORONA LANDSCAPING FUND						
274	80080	PARKS	SOUTH CORONA MASTER PLANNED LANDSCAPE	796,166	-	796,166
274	86900	FCLTS	CITYWIDE FACILITIES INVENTORY	2,370	-	2,370
			SOUTH CORONA LANDSCAPING FUND TOTAL	**$798,536**	**-**	**$798,536**
AIRPORT FUND						
275	69890	FCLTS	AIRPORT FACILITIES IMPROVEMENT	222,317	450,000	672,317
			AIRPORT FUND TOTAL	**$222,317**	**$450,000**	**$672,317**
DWELLING DEVELOPMENT TAX FUND						
289	75020	FCLTS	CITY OF CORONA: HOMELESS SHELTER REHABILITATION	319,210	-	319,210
			DWELLING DEVELOPMENT TAX FUND TOTAL	**$319,210**	**-**	**$319,210**
RDA SUCCESSOR AGENCY FUND						
417	65810	FCLTS	SKYPARK OPA	895	80,000	80,895
417	68530	FCLTS	TEMESCAL CANYON/ DOS LAGOS OWNER PARTICIPATION AGREEMENT	1	463,939	463,940
417	68630	FCLTS	CORONA N MAIN DEVELOPMENT OWNER PARTICIPATION AGREEMENT	166,344	550,000	716,344
417	68700	FCLTS	CASA DE LA VILLA	-	450,000	450,000
			RDA SUCCESSOR AGENCY FUND TOTAL	**$167,239**	**$1,543,939**	**$1,711,178**

CAPITAL IMPROVEMENT PLAN

Schedule of Estimated Carryover and New Funding, by Fund

FUND	PROJECT NO.	PROGRAM NAME	PROJECT TITLE	ESTIMATED CARRYOVER FUNDING	PROPOSED FY 2022	TOTAL AVAILABLE
COMMUNITY DEVELOPMENT BLOCK GRANT (CDBG) FUND						
431	67133	FCLTS	RESIDENTIAL REHABILITATION PROGRAM	371,259	-	371,259
431	75000	FCLTS	CITY OF CORONA EMERGENCY-RELATED ACTIVITIES	176,000	-	176,000
431	75010	FCLTS	CDBG-CV PROGRAM PLANNING, ADMINISTRATION, AND MONITORING	224,374	-	224,374
431	75020	FCLTS	CITY OF CORONA: HOMELESS SHELTER REHABILITATION	436,127	-	436,127
431	78000	STRTS	FY2019 CDBG SIDEWALK IMPROVEMENTS	544,664	-	544,664
431	78050	FCLTS	PERSONAL PROTECTIVE EQUIPMENT GRANTS FOR BUSINESSES	224,557	-	224,557
431	AUTO - 819	FCLTS	CITY OF CORONA: CODE ENFORCEMENT	-	100,000	100,000
431	AUTO - 820	FCLTS	CITY OF CORONA: PUBLIC FACILITIES AND INFRASTRUCTURE	-	714,229	714,229
431	AUTO - 821	FCLTS	FAIR HOUSING COUNCIL OF RIVERSIDE COUNTY: FAIR HOUSING	-	28,650	28,650
431	AUTO - 822	FCLTS	PEPPERMINT RIDGE: NURSING SERVICES	-	25,000	25,000
431	AUTO - 823	FCLTS	VOICES FOR CHILDREN: COURT-APPOINTED SPECIAL ADVOCATE PROGRAM	-	25,000	25,000
431	AUTO - 824	FCLTS	STARTING OVER, INC.: PATH TO SEED	-	25,000	25,000
431	AUTO - 825	FCLTS	ASSISTANCE LEAGUE OF RIVERSIDE: OPERATION SCHOOL BELL	-	25,000	25,000
431	AUTO - 826	FCLTS	BIG BROTHERS BIG SISTERS: BIGS WITH BADGES MENTORING PROGRAM	-	25,000	25,000
431	AUTO - 827	FCLTS	ABC HOPES, INC.: (DIS)ABILITIES FITNESS + LIFE SKILL SUPPORT	-	25,000	25,000
			COMMUNITY DEVELOPMENT BLOCK GRANT (CDBG) FUND TOTAL	**$1,976,980**	**$992,879**	**$2,969,859**
HOME INVESTMENT PARTNERSHIP PROGRAM FUND						
432	67133	FCLTS	RESIDENTIAL REHABILITATION PROGRAM	508,556	-	508,556
432	71698	FCLTS	COMMUNITY HOUSING DEVELOPMENT ORGANIZATION	44,548	74,564	119,112
432	75030	FCLTS	TENANT-BASED RENTAL ASSISTANCE	538,093	372,817	910,910
432	75040	FCLTS	AFFORDABLE / PERMANENT SUPPORTIVE HOUSING DEVELOPMENT	200,000	-	200,000
			HOME INVESTMENT PARTNERSHIP PROGRAM FUND TOTAL	**$1,291,197**	**$447,381**	**$1,738,578**
WATER RECLAMATION CAPACITY FUND						
440	77080	WRCLM	GALLOWAY SEWER EXTENSION	96,273	-	96,273
440	AUTO - 743	WATER	CAPACITY FEE STUDY	-	50,000	50,000
			WATER RECLAMATION CAPACITY FUND TOTAL	**$96,273**	**$50,000**	**$146,273**
LMD 84-1 LIGHTING FUND						
446	70940	STRTS	MISCELLANEOUS REPAIR AND REPLACEMENT OF TRAFFIC SIGNALS	7,376	-	7,376
			LMD 84-1 LIGHTING FUND TOTAL	**$7,376**	**-**	**$7,376**
2012 WATER REVENUE BONDS - PROJECT FUND						
453	65890	WATER	MANGULAR BLENDING FACILITY	3,852,522	-	3,852,522
			2012 WATER REVENUE BONDS - PROJECT FUND TOTAL	**$3,852,522**	**-**	**$3,852,522**

CAPITAL IMPROVEMENT PLAN

Schedule of Estimated Carryover and New Funding, by Fund

FUND	PROJECT NO.	PROGRAM NAME	PROJECT TITLE	ESTIMATED CARRYOVER FUNDING	PROPOSED FY 2022	TOTAL AVAILABLE
LMD 84-2 ZONE 10 FUND						
460	70440	PARKS	LMD 84-2, ZONE 10 LANDSCAPE RETROFIT/SLOPE STUDY	17,055	-	17,055
460	71620	PARKS	LMD 84-2, ZONE 10 SLOPE IMPROVEMENT/STABILIZATION	703,198	-	703,198
460	77060	PARKS	1559/1563 DOMINGUEZ RANCH SLOPE	85,462	-	85,462
			LMD 84-2 ZONE 10 FUND TOTAL	**$805,715**	**-**	**$805,715**
LMD 84-2 ZONE 14 FUND						
461	70460	PARKS	LANDSCAPE RETROFIT PROJECT	124,040	-	124,040
			LMD 84-2 ZONE 14 FUND TOTAL	**$124,040**	**-**	**$124,040**
TUMF - WRCOG FUND						
479	69370	STRTS	MCKINLEY GRADE SEPARATION	543,435	-	543,435
479	71150	STRTS	AUTO CENTER DRIVE/BURLINGTON NORTHERN SANTA FE RAILROAD GRADE SEPARATION	187,736	-	187,736
			TUMF - WRCOG FUND TOTAL	**$731,171**	**-**	**$731,171**
REIMBURSEMENT GRANTS FUND						
480	70114	FCLTS	FY19 HSGP PSEC BASE RADIO	53,323	-	53,323
480	71990	FCLTS	HOUSEHOLD HAZARDOUS WASTE FACILITY	250,000	-	250,000
480	72050	WATER	ALCOA DIKE POTABLE WATER NON-COMPENSABLE	5,000	-	5,000
480	72051	WATER	ALCOA DIKE ADMINISTRATION	5,000	-	5,000
480	72052	STRTS	AUBURNDALE SOUTH DRAIN LINE - ALCOA	5,000	-	5,000
480	72053	STRTS	RINCON 20X40 SOUTH DRAIN LINE - ALCOA	5,000	-	5,000
480	73330	PARKS	PROP 68 PER CAPITA PLAYGROUND REPLACEMENT	54,782	-	54,782
480	79010	ELECT	POWER RESILIENCY RISK AND NEEDS ASSESSMENT	237,910		237,910
			REIMBURSEMENT GRANTS FUND TOTAL	**$616,015**	**-**	**$616,015**
WATER CAPACITY FUND						
507	68520	WATER	KEITH WATER STORAGE TANK	2,029,151	-	2,029,151
507	69770	WATER	1380 - ZONE WATER STORAGE TANK	84,662	-	84,662
507	AUTO - 743	WATER	CAPACITY FEE STUDY	-	50,000	50,000
			WATER CAPACITY FUND TOTAL	**$2,113,812**	**$50,000**	**$2,163,812**
RECLAIMED WATER SYSTEM FUND						
567	68340	FCLTS	VEHICLE PROCUREMENT	10,354	12,830	23,184
567	69710	WATER	WESTERN RIVERSIDE COUNTY REGIONAL WASTEWATER AUTHORITY (WRCRWA) RECLAIMED WATERLINE	1,288,780	-	1,288,780
567	69820	WATER	SCADA PANEL REPLACEMENT	32,886	-	32,886
567	70370	WATER	OLD TEMESCAL ROAD RECLAIMED WATERLINE	14,706	832,451	847,157
567	70390	WATER	SCADA BACKBONE LICENSED RADIO INSTALLATION	5,282	-	5,282

CAPITAL IMPROVEMENT PLAN

Schedule of Estimated Carryover and New Funding, by Fund

FUND	PROJECT NO.	PROGRAM NAME	PROJECT TITLE	ESTIMATED CARRYOVER FUNDING	PROPOSED FY 2022	TOTAL AVAILABLE
567	71500	WATER	LINCOLN AVENUE RECLAIMED WATERLINE - RAILROAD TO SR-91	17,689	-	17,689
567	72310	WATER	DEVELOPMENT METERS	14,038	2,788	16,826
567	72750	FCLTS	BUSINESS PROCESS MANAGEMENT	8,250	-	8,250
567	72760	WATER	WESTERN RIVERSIDE COUNTY REGIONAL WASTE WATER AUTHORITY (WRCRWA) FLOW CONTROL IMPROVEMENTS	937,264	-	937,264
567	72820	WATER	GRAPE HILL TELECOMMUNICATIONS TOWER NO. 2	12,340	-	12,340
567	73900	WATER	RECLAIMED WATERLINE INFRASTRUCTURE	65,749	56,650	122,399
567	76000	WATER	FLOW METER UPGRADE	-	50,000	50,000
567	77050	WRCLM	WATER RECLAMATION FACILITY #3 COMMUNICATIONS TOWER	16,504	3,333	19,837
567	79030	WATER	EAGLE GLEN RADIO TOWER ACCESS	4,316		4,316
567	AUTO - 789	WATER	ARC FLASH STUDY	-	15,000	15,000
567	AUTO - 8	WATER	WRCRWA BOOSTER PUMP STATION	-	847,500	847,500
			RECLAIMED WATER SYSTEM FUND TOTAL	**$2,428,157**	**$1,820,552**	**$4,248,709**
WATER UTILITY FUND						
570	65310	WATER	EMERGENCY GENERATORS	552,978	510,000	1,062,978
570	65890	WATER	MANGULAR BLENDING FACILITY	6,623,908	-	6,623,908
570	66080	WATER	SW QUADRANT WATERLINE REPLACEMENT - PHASE I	3,114,416	-	3,114,416
570	66110	WATER	SE GRAND QUADRANT WATERLINE REPLACEMENT	-	2,308,333	2,308,333
570	68180	WATER	LESTER POST DISINFECTION STATION	284,158	-	284,158
570	68260	WATER	WELL 14 RELOCATION	2,871,373	-	2,871,373
570	68270	WATER	WELL 15 RELOCATION	984,041	2,015,959	3,000,000
570	68280	WATER	REPIPE WELL 22	97,154	678,992	776,146
570	68340	FCLTS	VEHICLE PROCUREMENT	207,722	640,925	848,647
570	68570	WATER	HIDDEN SPRINGS ROAD WATERLINE	17,165	-	17,165
570	68680	WATER	WELL REHABILITATION	708,175	816,000	1,524,175
570	68682	WATER	WELL 26 REHABILITATION	21,537	-	21,537
570	68683	WATER	WELL 29 REHABILITATION	136,456	-	136,456
570	68684	WATER	WELL 31 REHABILITATION	74,956	-	74,956
570	69120	FCLTS	CITY UNIFIED CAMERA PROJECT	18,715	-	18,715
570	69720	WATER	ARCADIA/MINNESOTA WATERLINE REPLACEMENT	687,501	1,000,000	1,687,501
570	69820	WATER	SCADA PANEL REPLACEMENT	373,849	332,000	705,849
570	69980	WATER	RESIDENTIAL TURF REMOVAL REBATE PROJECT	921,180	-	921,180
570	70150	FCLTS	CITY UNIFIED CAMERA PROJECT, PHASE II	63,284	-	63,284
570	70390	WATER	SCADA BACKBONE LICENSED RADIO INSTALLATION	67,082	-	67,082

CAPITAL IMPROVEMENT PLAN

Schedule of Estimated Carryover and New Funding, by Fund

FUND	PROJECT NO.	PROGRAM NAME	PROJECT TITLE	ESTIMATED CARRYOVER FUNDING	PROPOSED FY 2022	TOTAL AVAILABLE
570	71870	WATER	METER REPLACEMENT	977,628	927,000	1,904,628
570	71930	WATER	WATERLINE INFRASTRUCTURE	551,976	1,250,108	1,802,084
570	71990	FCLTS	HOUSEHOLD HAZARDOUS WASTE FACILITY	307,453	-	307,453
570	72050	WATER	ALCOA DIKE POTABLE WATER NON-COMPENSABLE	27,199	-	27,199
570	72310	WATER	DEVELOPMENT METERS	458,918	169,203	628,121
570	72420	WATER	WATER RECLAMATION FACILITY #1 COMMUNICATION TOWER	16,552	-	16,552
570	72470	WATER	R-3 POTABLE TANK PAVEMENT REPAIR	380,434	-	380,434
570	72750	FCLTS	BUSINESS PROCESS MANAGEMENT	151,250	-	151,250
570	72780	WATER	1220 - ZONE BOOSTER PUMP STATION	500,000	4,000,000	4,500,000
570	72800	WATER	SDO TREATMENT PLANT LANDSCAPE REPAIR	179,808	-	179,808
570	72820	WATER	GRAPE HILL TELECOMMUNICATIONS TOWER NO. 2	43,240	-	43,240
570	73040	WATER	BOOSTER STATION REHABILITATION	600,000	618,000	1,218,000
570	73290	WATER	TEMESCAL CANYON ROAD WIDENING PROJECT, TEMESCAL VALLEY, UTILITIES RELOCATION	100,177	1,000,000	1,100,177
570	73890	WATER	ADJACENT IRRIGATION CONVERSION	100,350	100,350	200,700
570	73910	WATER	GENERATOR DPF AT WELL 22 AND LESTER WTP	700,000	-	700,000
570	73930	WATER	SUSTAINABLE GROUNDWATER PLAN GRANT	30,500	55,000	85,500
570	75060	WATER	DESALTER MEMBRANE REPLACEMENTS	20,963	134,817	155,780
570	76000	WATER	FLOW METER UPGRADE	140	103,000	103,140
570	76010	WATER	LESTER BACKWASH BASIN	25,842	-	25,842
570	77050	WRCLM	WATER RECLAMATION FACILITY #3 COMMUNICATIONS TOWER	148,529	30,003	178,532
570	77070	WATER	POTBLE WATER MP UPD PGRM EIR	1,073,004	-	1,073,004
570	79030	WATER	EAGLE GLEN RADIO TOWER ACCESS	19,424		19,424
570	AUTO - 11	WATER	CHEMICAL TANK REPLACEMENTS	-	120,756	120,756
570	AUTO - 5	WATER	AMI METER REPLACEMENT PROJECT	-	500,000	500,000
570	AUTO - 745	WATER	WATER TANK MIXER INSTALLATIONS	-	130,200	130,200
570	AUTO - 746	WATER	PAINT/COAT ABOVE GROUND WATER STORAGE TANKS	-	20,000	20,000
570	AUTO - 747	WATER	PUBLIC SAFETY POWER SHUTOFF SOP MODIFICATIONS	-	78,000	78,000
570	AUTO - 789	WATER	ARC FLASH STUDY	-	67,500	67,500
			WATER UTILITY FUND TOTAL	**$24,239,035**	**$17,606,146**	**$41,845,181**
WATER UTILITY GRANT/AGRMT FUND						
571	69710	WATER	WESTERN RIVERSIDE COUNTY REGIONAL WASTEWATER AUTHORITY (WRCRWA) RECLAIMED WATERLINE	926,907	-	926,907
571	69711	WATER	WESTERN RIVERSIDE COUNTY REGIONAL WASTEWATER AUTHORITY (WRCRWA) RECLAIMED WATERLINE - RCFC	1,462,429	-	1,462,429

CAPITAL IMPROVEMENT PLAN

Schedule of Estimated Carryover and New Funding, by Fund

FUND	PROJECT NO.	PROGRAM NAME	PROJECT TITLE	ESTIMATED CARRYOVER FUNDING	PROPOSED FY 2022	TOTAL AVAILABLE
571	70370	WATER	OLD TEMESCAL ROAD RECLAIMED WATERLINE	4,637	444,415	449,052
571	70371	WATER	OLD TEMESCAL ROAD RECLAIMED WATERLINE (RCFC)	-	500,000	500,000
571	71500	WATER	LINCOLN AVENUE RECLAIMED WATERLINE - RAILROAD TO SR-91	5,897	-	5,897
571	72054	WRCLM	CROSS DIKE	18,842	-	18,842
571	72760	WATER	WESTERN RIVERSIDE COUNTY REGIONAL WASTE WATER AUTHORITY (WRCRWA) FLOW CONTROL IMPROVEMENTS	312,406	-	312,406
571	73890	WATER	ADJACENT IRRIGATION CONVERSION	33,450	33,450	66,900
571	73930	WATER	SUSTAINABLE GROUNDWATER PLAN GRANT	623,632	-	623,632
571	AUTO - 8	WATER	WRCRWA BOOSTER PUMP STATION	-	282,500	282,500
			WATER UTILITY GRANT/AGRMT FUND TOTAL	**$3,388,200**	**$1,260,365**	**$4,648,565**
WATER RECLAMATION UTILITY FUND						
572	60140	WRCLM	WATER RECLAMATION FACILITY #1B ENERGY EFFICIENCY UPGRADES	474,728	-	474,728
572	68310	WRCLM	WATER RECLAMATION FACILITY #1 BIOSOLIDS PROCESSING UPGRADE	732,084	-	732,084
572	68340	FCLTS	VEHICLE PROCUREMENT	154,668	228,981	383,649
572	68400	WRCLM	RESEARCH/RAILROAD SEWER LINE REPLACEMENT	550,000	-	550,000
572	68710	WRCLM	SIERRA DEL ORO LIFT STATION AND PIPELINES	249,772	500,000	749,772
572	69120	FCLTS	CITY UNIFIED CAMERA PROJECT	18,715	-	18,715
572	69820	WATER	SCADA PANEL REPLACEMENT	317,728	408,000	725,728
572	69840	WRCLM	WATER RECLAMATION FACILITY #1 SECONDARY CLARIFIER	1,058,602	-	1,058,602
572	69880	WRCLM	WATER RECLAMATION FACILITY #3 DECOMMISSIONING - LIFT STATION	6,907,336	-	6,907,336
572	70150	FCLTS	CITY UNIFIED CAMERA PROJECT, PHASE II	148,375	-	148,375
572	70390	WATER	SCADA BACKBONE LICENSED RADIO INSTALLATION	67,438	-	67,438
572	71950	WRCLM	SEWER LINE INFRASTRUCTURE	230,242	448,239	678,481
572	72020	WRCLM	WARDLOW ROAD SEWER RELOCATION PROJECT	1,139,043	-	1,139,043
572	72050	WATER	ALCOA DIKE POTABLE WATER NON-COMPENSABLE	15,000	-	15,000
572	72051	WATER	ALCOA DIKE ADMINISTRATION	349,135	-	349,135
572	72420	WATER	WATER RECLAMATION FACILITY #1 COMMUNICATION TOWER	18,655	-	18,655
572	72720	WATER	ALCOA RECLAIMED WATER EFFLUENT RELOCATION AND PIPE REMOVAL	1,399,503	-	1,399,503
572	72750	FCLTS	BUSINESS PROCESS MANAGEMENT	85,250	-	85,250
572	72820	WATER	GRAPE HILL TELECOMMUNICATIONS TOWER NO. 2	51,397	-	51,397
572	73050	WRCLM	CENTRIFUGE INSTALLATION AT WATER RECLAMATION FACILITY #1	492,175	-	492,175
572	73940	WRCLM	AUTOMATIC TRANSFER SWITCH CHANGE OUTS	200,000	103,000	303,000
572	73950	WRCLM	GREEN RIVER LIFT STATION FLOWMETER AND VAULT	50,000	-	50,000
572	73960	WRCLM	SDO LIFT STATION SANCON COATING	100,000	-	100,000

CAPITAL IMPROVEMENT PLAN

Schedule of Estimated Carryover and New Funding, by Fund

FUND	PROJECT NO.	PROGRAM NAME	PROJECT TITLE	ESTIMATED CARRYOVER FUNDING	PROPOSED FY 2022	TOTAL AVAILABLE
572	73970	WRCLM	WATER RECLAMATION FACILITY #1 AUTOMATIC TRANSFER SWITCH	124,080	-	124,080
572	73980	WRCLM	WATER RECLAMATION FACILITY #1 SECONDARY GALLERY	43,004	-	43,004
572	73990	WRCLM	WATER RECLAMATION FACILITY #2 EQUALIZATION BASIN REPLACEMENT	5,448,568	-	5,448,568
572	74080	WRCLM	WATER RECLAMATION FACILITY #1 DRYER REBUILD	384,307	4,200,000	4,584,307
572	75050	WRCLM	BELT PRESS CONVEYORS	50,000	-	50,000
572	75070	WRCLM	DIGESTER 3 REHABILITATION AT WATER RECLAMATION FACILITY #1	400,000	-	400,000
572	76000	WATER	FLOW METER UPGRADE	123,108	153,000	276,108
572	76050	WRCLM	PLANT 1A SECONDARY CLARIFIER CONCRETE DECKS	100,000	-	100,000
572	77020	WRCLM	WATER RECLAMATION FACILITY #1 AERATION DIFFUSER REPLACEMENT	97,973	300,000	397,973
572	77030	WRCLM	WATER RECLAMATION FACILITY #2 ASPHALT ROADWAY PAVING	848,974	-	848,974
572	77040	WRCLM	WATER RECLAMATION FACILITY #2 MCC INSTALLATION - SUNKIST AND AERATION	100,000	-	100,000
572	77050	WRCLM	WATER RECLAMATION FACILITY #3 COMMUNICATIONS TOWER	148,529	30,003	178,532
572	79030	WATER	EAGLE GLEN RADIO TOWER ACCESS	19,424		19,424
572	AUTO - 11	WATER	CHEMICAL TANK REPLACEMENTS	-	61,531	61,531
572	AUTO - 789	WATER	ARC FLASH STUDY	-	67,500	67,500
			WATER RECLAMATION UTILITY FUND TOTAL	**$22,697,812**	**$6,500,254**	**$29,198,066**
WATER RECLAMATION GRANT/AGRMT FUND						
573	72054	WRCLM	CROSS DIKE	24,348	-	24,348
			WATER RECLAMATION GRANT/AGRMT FUND TOTAL	**$24,348**	**-**	**$24,348**
ELECTRIC UTILITY FUND						
578	65750	ELECT	PAD MOUNTED ENCLOSURE (PME) SWITCHES UPGRADE	447,271	-	447,271
578	68340	FCLTS	VEHICLE PROCUREMENT	29,061	38,511	67,572
578	69960	ELECT	PLUG IN VEHICLE (PEV) READINESS PLAN	189,007	-	189,007
578	71870	WATER	METER REPLACEMENT	25,000	20,000	45,000
578	72310	WATER	DEVELOPMENT METERS	3,290	10,000	13,290
578	72750	FCLTS	BUSINESS PROCESS MANAGEMENT	30,250	-	30,250
578	72820	WATER	GRAPE HILL TELECOMMUNICATIONS TOWER NO. 2	1,833	-	1,833
578	74010	ELECT	ELECTRICAL INFRASTRUCTURE IMPROVEMENTS	55,177	25,500	80,677
578	74020	ELECT	ELECTRIC DISTRIBUTION SYSTEM INVENTORY CONDITION AND ASSESSMENT	199,471	-	199,471
578	77050	WRCLM	WATER RECLAMATION FACILITY #3 COMMUNICATIONS TOWER	16,504	3,333	19,837
578	AUTO - 744	ELECT	TRANSFORMER LIFECYCLE REPLACEMENTS	-	200,000	200,000
			ELECTRIC UTILITY FUND TOTAL	**$996,863**	**$297,344**	**$1,294,207**
WAREHOUSE SERVICES FUND						

CAPITAL IMPROVEMENT PLAN

Schedule of Estimated Carryover and New Funding, by Fund

FUND	PROJECT NO.	PROGRAM NAME	PROJECT TITLE	ESTIMATED CARRYOVER FUNDING	PROPOSED FY 2022	TOTAL AVAILABLE
680	68340	FCLTS	VEHICLE PROCUREMENT	16	-	16
680	68920	FCLTS	CORPORATION YARD FACILITY CAPITAL IMPROVEMENTS	-	35,000	35,000
			WAREHOUSE SERVICES FUND TOTAL	**$16**	**$35,000**	**$35,016**
INFORMATION TECHNOLOGY FUND						
681	72750	FCLTS	BUSINESS PROCESS MANAGEMENT	150,000	-	150,000
681	72820	WATER	GRAPE HILL TELECOMMUNICATIONS TOWER NO. 2	9,256	-	9,256
681	73090	FCLTS	CNG STATION FUEL MASTER SOFTWARE UPGRADE	25,000	-	25,000
681	74040	FCLTS	VOIP PHONE SERVICE	299,454	-	299,454
681	74050	FCLTS	ENTERPRISE POWER BACKUP AND STORAGE	150,000	-	150,000
681	74070	FCLTS	FIRE INCIDENT REPORT WRITING SOFTWARE	3,500	-	3,500
681	75080	FCLTS	ELECTRONIC DOCUMENT MANAGEMENT SYSTEM (EDMS)	100,000	600,000	700,000
681	76040	FCLTS	PENETRATION (PEN) TESTING	100,000	100,000	200,000
681	76090	FCLTS	SD-WAN SOLUTION	50,000	50,000	100,000
681	77000	FCLTS	SECURITY SOLUTION TO IDENTIFY NEFARIOUS MOVEMENT	150,000	-	150,000
681	77050	WRCLM	WATER RECLAMATION FACILITY #3 COMMUNICATIONS TOWER	83,310	9,256	92,566
681	AUTO - 764	FCLTS	MICROWAVE LINK FROM CITY HALL TO WRF1	-	40,000	40,000
681	AUTO - 766	FCLTS	REPLACE FIRE MICROWAVE NETWORK	-	150,000	150,000
681	AUTO - 770	FCLTS	UPGRADE BADGE ACCESS SYSTEM	-	50,000	50,000
681	AUTO - 771	FCLTS	MICROWAVE LINK FROM POLICE TO FIRE HEADQUARTERS	-	40,000	40,000
681	AUTO - 783	FCLTS	DEVICE COMPLIANCE - SECURITY REMEDIATION	-	120,000	120,000
			INFORMATION TECHNOLOGY FUND TOTAL	**$1,120,520**	**$1,159,256**	**$2,279,776**
FLEET OPERATIONS FUND						
682	68340	FCLTS	VEHICLE PROCUREMENT	3,521,742	2,423,319	5,945,061
682	68920	FCLTS	CORPORATION YARD FACILITY CAPITAL IMPROVEMENTS	77,500	30,000	107,500
682	70150	FCLTS	CITY UNIFIED CAMERA PROJECT, PHASE II	30,502	-	30,502
682	AUTO - 730	FCLTS	AUTOMOTIVE LIFT UPGRADES	-	40,000	40,000
682	AUTO - 731	FCLTS	CNG COMPRESSOR REMEDIATION	-	150,000	150,000
			FLEET OPERATIONS FUND TOTAL	**$3,629,744**	**$2,643,319**	**$6,273,063**
			GRAND TOTAL	**$189,376,195**	**$57,928,493**	**$247,304,688**

FY 2022 – 2026 Capital Improvement Plan - Electric

Electric projects and their corresponding funding sources are shown below. Project detail summaries can be found in the following pages.

		FY 2022 - 2026 CAPITAL IMPROVEMENT PLAN					
PROJECT TITLE	ESTIMATED CARRYOVER FUNDING	FY 2022	FY 2023	FY 2024	FY 2025	FY 2026	TOTAL FUNDING
ELECTRIC DISTRIBUTION SYSTEM INVENTORY CONDITION AND ASSESSMENT	199,471	-	-	-	-	-	199,471
ELECTRICAL INFRASTRUCTURE IMPROVEMENTS	55,177	25,500	-	-	-	-	80,677
PAD MOUNTED ENCLOSURE (PME) SWITCHES UPGRADE	447,271	-	-	-	-	-	447,271
PLUG IN VEHICLE (PEV) READINESS PLAN	189,007	-	-	-	-	-	189,007
POWER RESILIENCY RISK AND NEEDS ASSESSMENT	237,910						237,910
TRANSFORMER LIFECYCLE REPLACEMENTS	-	200,000	200,000	400,000	400,000	400,000	1,600,000
GRAND TOTAL	$ 1,128,836	$ 225,500	$ 200,000	$ 400,000	$ 400,000	$ 400,000	$ 2,754,336

FUND TYPE	FUND NAME	ESTIMATED CARRYOVER FUNDING	FY 2022	FY 2023	FY 2024	FY 2025	FY 2026	TOTAL FUNDING
CAPITAL PROJECT FUND	480 - REIMBURSEMENT GRANTS-ALL DPTS	237,910	-	-	-	-	-	237,910
	CAPITAL PROJECT FUND TOTAL	$ 237,910						$ 237,910
ENTERPRISE FUND	578 - ELECTRIC UTILITY	890,926	225,500	200,000	400,000	400,000	400,000	2,516,426
	ENTERPRISE FUND TOTAL	$ 890,926	$ 225,500	$ 200,000	$ 400,000	$ 400,000	$ 400,000	$ 2,516,426
	GRAND TOTAL	$ 1,128,836	$ 225,500	$ 200,000	$ 400,000	$ 400,000	$ 400,000	$ 2,754,336

PROJECT NUMBER 74020 — ELECTRIC DISTRIBUTION SYSTEM INVENTORY CONDITION AND ASSESSMENT

PROGRAM Electric

ADMINISTERING DEPARTMENT DEPT OF WATER AND POWER

PROGRAM CATEGORY General Safety, Maintenance and Other Improvements

LOCATION There is no location associated with this project.

STRATEGIC PLAN GOAL Sound Infrastructure: Sustain high quality service delivery by investing in public infrastructure, including parks, buildings, equipment, roads, and technology.

DESCRIPTION

This project consists of updating the City's distribution system inventory, performing condition assessments on assets, providing replacement costs and estimated useful life for different asset classes, and labeling all equipment in the field. Information will be utilized to populate the City's Asset Management Program and Geographic Information System (GIS).

JUSTIFICATION

Information will be utilized to populate the City's Asset Management Program and Geographic Information System (GIS). This will allow for better asset management.

CURRENT STATUS

This project will begin the electric assessment in Spring 2021.

OPERATING BUDGET IMPACT

The project will have no immediate impact on the operating budget. However, information from this project will be used to plan future capital replacement of electrical distribution equipment.

GRANT AND OTHER FUNDING OPPORTUNITIES

There are no known grants or other funding opportunities.

		FY 2022 - 2026 CAPITAL IMPROVEMENT PLAN					
FUNDING SOURCE	**EST. CARRYOVER FUNDING**	**FY 2022**	**FY 2023**	**FY 2024**	**FY 2025**	**FY 2026**	**TOTAL**
578 - ELECTRIC UTILITY	199,471	-	-	-	-	-	199,471
TOTAL	**199,471**	**-**	**-**	**-**	**-**	**-**	**199,471**

FUNDING, BY FISCAL YEAR

FY 2022 FUNDING, BY FUND

FY 2022 FY 2023 FY 2024 FY 2025 FY 2026

578

PROJECT NUMBER 74010 — ELECTRICAL INFRASTRUCTURE IMPROVEMENTS

PROGRAM Electric

ADMINISTERING DEPARTMENT DEPT OF WATER AND POWER

PROGRAM CATEGORY Electric Distribution Upgrades

LOCATION Various Locations

STRATEGIC PLAN GOAL Sound Infrastructure: Sustain high quality service delivery by investing in public infrastructure, including parks, buildings, equipment, roads, and technology.

DESCRIPTION

The purpose of this project is to move Burd Transformers from under ground to above ground where possible. The objective is to change out the 25 kVa Burds with 50 or 70 kVa Burd or above ground Pad Mount Transformer (PMT). This is an ongoing replacement of the 25 and 50 KV Burd transformers as they undersized and are reaching the later portion of the life cycle

JUSTIFICATION

Without this project coming to completion, we risk load issue causing potential service interruptions to the City Customers in Dos Lagos.

CURRENT STATUS

This project is ongoing.

OPERATING BUDGET IMPACT

No additional operating impact as this are direct replacements. Would most likely prevent a much costlier impact of a service failure response and repair.

GRANT AND OTHER FUNDING OPPORTUNITIES

There are no known grants or other funding opportunities.

		FY 2022 - 2026 CAPITAL IMPROVEMENT PLAN					
FUNDING SOURCE	**EST. CARRYOVER FUNDING**	**FY 2022**	**FY 2023**	**FY 2024**	**FY 2025**	**FY 2026**	**TOTAL**
578 - ELECTRIC UTILITY	55,177	25,500	-	-	-	-	80,677
TOTAL	**55,177**	**25,500**	**-**	**-**	**-**	**-**	**80,677**

FUNDING, BY FISCAL YEAR

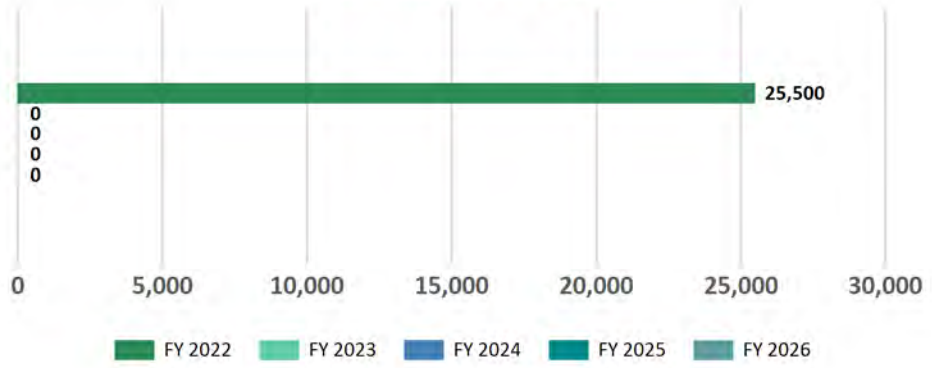

FY 2022 FUNDING, BY FUND

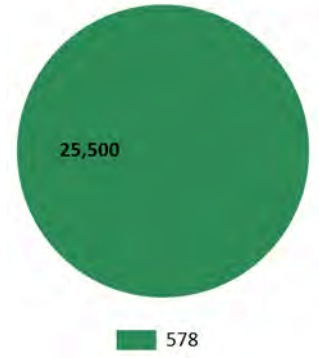

PROJECT NUMBER 65750 — PAD MOUNTED ENCLOSURE (PME) SWITCHES UPGRADE

PROGRAM Electric

ADMINISTERING DEPARTMENT DEPT OF WATER AND POWER

PROGRAM CATEGORY Electric Distribution Upgrades

LOCATION Various

STRATEGIC PLAN GOAL Sound Infrastructure: Sustain high quality service delivery by investing in public infrastructure, including parks, buildings, equipment, roads, and technology.

DESCRIPTION

This project includes the upgrade of approximately 10 PME (Pad Mounted Enclosures) switches and transformers. This project will be planned for and will do a set number per year based on maintenance plan and study.

JUSTIFICATION

Without completing this project, it will not be possible to effectively complete the Dos Lagos 3rd Circuit and switching capabilities for load shedding and redirecting during maintenance and service interruption situations.

CURRENT STATUS

This project is ongoing.

OPERATING BUDGET IMPACT

No additional operating impact as these are direct replacements. The installation will allow for more efficient switching resulting in fewer impacted customers during maintenance or failure situations.

GRANT AND OTHER FUNDING OPPORTUNITIES

There are no known grants or other funding opportunities.

		FY 2022 - 2026 CAPITAL IMPROVEMENT PLAN					
FUNDING SOURCE	**EST. CARRYOVER FUNDING**	**FY 2022**	**FY 2023**	**FY 2024**	**FY 2025**	**FY 2026**	**TOTAL**
578 - ELECTRIC UTILITY	447,271	-	-	-	-	-	447,271
TOTAL	**447,271**	**-**	**-**	**-**	**-**	**-**	**447,271**

FUNDING, BY FISCAL YEAR

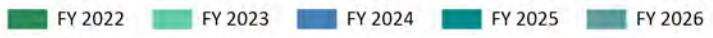

FY 2022 FUNDING, BY FUND

PROJECT NUMBER 69960 — PLUG IN VEHICLE (PEV) READINESS PLAN

PROGRAM Electric

ADMINISTERING DEPARTMENT DEPT OF WATER AND POWER

PROGRAM CATEGORY General Safety, Maintenance and Other Improvements

LOCATION There is no location associated with this project.

STRATEGIC PLAN GOAL High-Performing Government: Improve the efficiency and effectiveness of the City's services to bring government into the 21st Century.

DESCRIPTION

This project is grant funding from the California Energy Commission's (CEC) Alternative and Renewable Fuel and Vehicle Technology Program (ARFVTP) Study to assist with future growth and system demand due to future growth of residential electrical vehicle charging and vehicle charging station expansion.

JUSTIFICATION

This project will better assist the City in preparation of future growth of residential electrical vehicle charging and vehicle charging station expansion.

CURRENT STATUS

This project is currently in planning status.

OPERATING BUDGET IMPACT

There will be no operating impact.

GRANT AND OTHER FUNDING OPPORTUNITIES

The PEV readiness plan was funded by the California Energy Commission's grant.

FY 2022 - 2026 CAPITAL IMPROVEMENT PLAN

FUNDING SOURCE	EST. CARRYOVER FUNDING	FY 2022	FY 2023	FY 2024	FY 2025	FY 2026	TOTAL
578 - ELECTRIC UTILITY	189,007	-	-	-	-	-	189,007
TOTAL	**189,007**	**-**	**-**	**-**	**-**	**-**	**189,007**

FUNDING, BY FISCAL YEAR

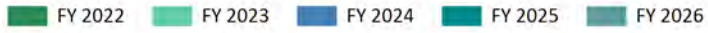

FY 2022 FUNDING, BY FUND

PROJECT NUMBER 79010 — POWER RESILIENCY RISK AND NEEDS ASSESSMENT

PROGRAM Electric

ADMINISTERING DEPARTMENT DEPT OF WATER AND POWER

PROGRAM CATEGORY General Safety, Maintenance and Other Improvements

LOCATION Various Locations

STRATEGIC PLAN GOAL Sound Infrastructure: Sustain high quality service delivery by investing in public infrastructure, including parks, buildings, equipment, roads, and technology.

DESCRIPTION

The purpose of the Power Resiliency Risk and Needs Assessment is to ensure that the City will be prepared for power outages at critical facilities. A comprehensive needs assessment, risk analysis, and prioritized implementation plan will help guide the City to address the most critical needs in the system first. The plan will ensure that the City can mitigate power disruptions at critical facilities which will mitigate potential life-threatening interruptions in drinking water delivery and other emergency response services.

JUSTIFICATION

Electrical failure was ranked the third highest risk in the City's FEMA-approved Local Hazard Mitigation Plan. Back-up power to critical facilities is identified as a mitigation strategy for electrical failure in the plan. The recommended assessment will ensure that back-up power is evaluated and potential projects are prioritized in order to implement this strategy efficiently and effectively

CURRENT STATUS

This project is in planning status.

OPERATING BUDGET IMPACT

No operating budget impact associated with this project.

GRANT AND OTHER FUNDING OPPORTUNITIES

City staff will perform the needs and risk assessment.

		FY 2022 - 2026 CAPITAL IMPROVEMENT PLAN					
FUNDING SOURCE	**EST. CARRYOVER FUNDING**	**FY 2022**	**FY 2023**	**FY 2024**	**FY 2025**	**FY 2026**	**TOTAL**
480 - REIMBURSEMENT GRANTS-ALL DPTS	237,910						237,910
TOTAL	**237,910**						**237,910**

FUNDING, BY FISCAL YEAR

FY 2022 FUNDING, BY FUND

FY 2022 FY 2023 FY 2024 FY 2025 FY 2026

PROJECT NUMBER AUTO - 744 TRANSFORMER LIFECYCLE REPLACEMENTS

PROGRAM Electric

ADMINISTERING DEPARTMENT DEPT OF WATER AND POWER

PROGRAM CATEGORY Electric Distribution Upgrades

LOCATION Various Locations

STRATEGIC PLAN GOAL Sound Infrastructure: Sustain high quality service delivery by investing in public infrastructure, including parks, buildings, equipment, roads, and technology.

DESCRIPTION

Approximately 175 older Transformers that were purchased and installed as used equipment are at the back end of their life cycle. This CIP will target replacements over a 6 year period, prior to aged equipment failures, and will strategically reduce uncontrolled service outages.

JUSTIFICATION

The project will strategically target transformers prior to equipment failure. Replacements will be scheduled over a 6 year period. Failure to replace transformers may result in uncontrolled service outages.

CURRENT STATUS

This project is expected to begin in Fiscal Year 2022.

OPERATING BUDGET IMPACT

As older transformers are replaced, maintenance costs will decrease. As transformers begin to age, maintenance costs will increase.

GRANT AND OTHER FUNDING OPPORTUNITIES

There are no known grants or other funding opportunities.

FY 2022 - 2026 CAPITAL IMPROVEMENT PLAN

FUNDING SOURCE	EST. CARRYOVER FUNDING	FY 2022	FY 2023	FY 2024	FY 2025	FY 2026	TOTAL
578 - ELECTRIC UTILITY	-	200,000	200,000	400,000	400,000	400,000	1,600,000
TOTAL	**-**	**200,000**	**200,000**	**400,000**	**400,000**	**400,000**	**1,600,000**

FUNDING, BY FISCAL YEAR

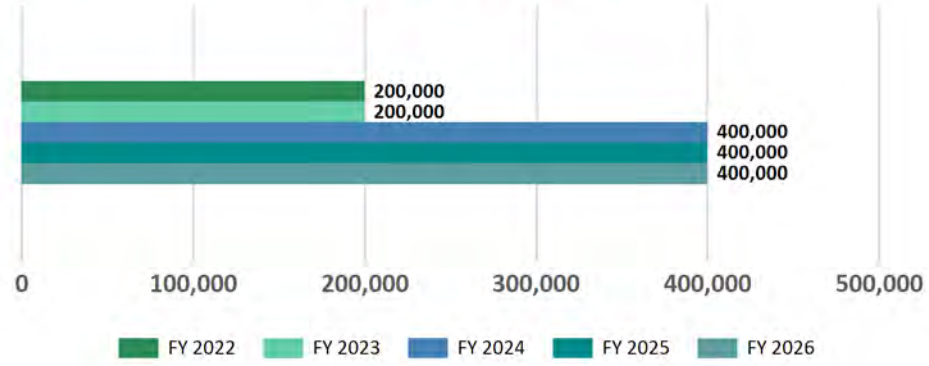

FY 2022 FUNDING, BY FUND

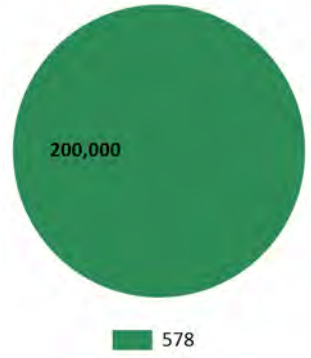

FY 2022 – 2026 Capital Improvement Plan – Facilities, Systems and Community Assets

Facilities, Systems and Community Assets projects and their corresponding funding sources are shown below. Project detail summaries can be found in the following pages.

		FY 2022 - 2026 CAPITAL IMPROVEMENT PLAN					
PROJECT TITLE	ESTIMATED CARRYOVER FUNDING	FY 2022	FY 2023	FY 2024	FY 2025	FY 2026	TOTAL FUNDING
ABC HOPES, INC.: (DIS)ABILITIES FITNESS + LIFE SKILL SUPPORT	-	25,000	-	-	-	-	25,000
AFFORDABLE / PERMANENT SUPPORTIVE HOUSING DEVELOPMENT	200,000	-	-	-	-	-	200,000
AIRPORT FACILITIES IMPROVEMENT	222,317	450,000	-	-	-	-	672,317
ANIMAL CONTROL FACILITY CAPITAL IMPROVEMENTS	-	45,000	-	-	-	-	45,000
ASSISTANCE LEAGUE OF RIVERSIDE: OPERATION SCHOOL BELL	-	25,000	-	-	-	-	25,000
AUTO CENTER SIGN	150,000	-	-	-	-	-	150,000
AUTOMOTIVE LIFT UPGRADES	-	40,000	285,000	-	-	-	325,000
BIG BROTHERS BIG SISTERS: BIGS WITH BADGES MENTORING PROGRAM	-	25,000	-	-	-	-	25,000
BUILDING EVALUATION & MAINTENANCE PLAN	50,000	150,000	50,000	50,000	50,000	-	350,000
BUSINESS PROCESS MANAGEMENT	425,000	-	-	-	-	-	425,000
CARDIAC MONITORS	-	-	400,000	-	-	-	400,000
CASA DE LA VILLA	-	450,000	450,000	450,000	450,000	-	1,800,000
CDBG-CV PROGRAM PLANNING, ADMINISTRATION, AND MONITORING	224,374	-	-	-	-	-	224,374
CISCO SMARTNET EA	-	-	200,000	-	-	-	200,000
CITY FIRE STATIONS CAPITAL IMPROVEMENTS	121,671	54,000	60,200	-	407,154	-	643,025
CITY HALL FACILITY CAPITAL IMPROVEMENTS	11,387	-	20,000	-	-	24,486	55,873
CITY HALL SECURITY IMPROVEMENTS	767,989	-	-	-	-	-	767,989
CITY HALL WHOLE BUILDING ENERGY EFFICIENCY PROJECT	213,352	-	-	-	-	-	213,352
CITY OF CORONA EMERGENCY-RELATED ACTIVITIES	176,000	-	-	-	-	-	176,000
CITY OF CORONA: CODE ENFORCEMENT	-	100,000	-	-	-	-	100,000
CITY OF CORONA: HOMELESS SHELTER REHABILITATION	755,337	-	-	-	-	-	755,337
CITY OF CORONA: PUBLIC FACILITIES AND INFRASTRUCTURE	-	714,229	-	-	-	-	714,229
CITY UNIFIED CAMERA PROJECT	501,255	-	-	-	-	-	501,255
CITY UNIFIED CAMERA PROJECT, PHASE II	270,142	-	-	-	-	-	270,142
CITYWIDE DEVELOPMENT IMPACT FEE REVIEW	33,463	-	-	-	-	-	33,463
CITYWIDE FACILITIES INVENTORY	89,168	-	-	-	-	-	89,168
CITYWIDE TRASH CAN ENCLOSURE	-	-	-	22,000	-	-	22,000
CIVIC CENTER GYMNASIUM	20,000	-	20,000	-	-	-	40,000

PROJECT TITLE	ESTIMATED CARRYOVER FUNDING	FY 2022 - 2026 CAPITAL IMPROVEMENT PLAN					TOTAL FUNDING
		FY 2022	FY 2023	FY 2024	FY 2025	FY 2026	
CNG COMPRESSOR REMEDIATION	-	150,000	-	-	-	-	150,000
CNG STATION FUEL MASTER SOFTWARE UPGRADE	25,000	-	-	-	-	-	25,000
COMMUNITY CENTER FACILITIES CAPITAL IMPROVEMENTS	164,231	70,000	25,000	30,000	-	-	289,231
COMMUNITY EVENTS - CO-SPONSORED	51,968	-	-	-	-	-	51,968
COMMUNITY HOUSING DEVELOPMENT ORGANIZATION	44,548	74,564	-	-	-	-	119,112
COMPREHENSIVE FIRE STATION ASSESSMENT & REBUILD/REMODEL	-	400,000	-	-	-	-	400,000
CORONA INNOVATION CENTER	120,578	-	-	-	-	-	120,578
CORONA MALL BID ESTABLISHMENT	132,040	-	-	-	-	-	132,040
CORONA MALL BREEZEWAY & PARKING LOT REHABILITATION	324,149	-	-	-	-	-	324,149
CORONA MALL BUSINESS IMPROVEMENT DISTRICT	332,233	-	-	-	-	-	332,233
CORONA N MAIN DEVELOPMENT OWNER PARTICIPATION AGREEMENT	166,344	550,000	561,000	572,220	583,664	595,338	3,028,566
CORPORATION YARD FACILITY CAPITAL IMPROVEMENTS	77,669	105,000	-	41,800	-	-	224,469
DEVICE COMPLIANCE - SECURITY REMEDIATION	-	120,000	-	-	-	-	120,000
DWP CONFERENCE ROOM UPGRADES	-	-	76,657	-	-	-	76,657
ELECTRONIC DOCUMENT MANAGEMENT SYSTEM (EDMS)	100,000	600,000	120,000	120,000	120,000	120,000	1,180,000
EMERGENCY 911 PHONE SYSTEM	3,673	68,000	537,000	-	-	-	608,673
EMERGENCY OPERATIONS CENTER UPGRADE	404,000	208,254	-	-	-	-	612,254
ENTERPRISE POWER BACKUP AND STORAGE	150,000	-	-	-	-	-	150,000
FAIR HOUSING COUNCIL OF RIVERSIDE COUNTY: FAIR HOUSING	-	28,650	-	-	-	-	28,650
FIBER WRF3	-	-	-	500,000	-	-	500,000
FIRE EMERGING TECHNOLOGY/EQUIPMENT	-	50,000	50,000	50,000	50,000	50,000	250,000
FIRE EQUIPMENT ACQUISITION	302,368	37,084	-	-	-	-	339,452
FIRE INCIDENT REPORT WRITING SOFTWARE	3,500	-	-	-	-	-	3,500
FIRE RADIOS REPLACEMENT PROGRAM	-	322,000	322,000	-	-	-	644,000
FIRE STATION ALERTING SYSTEMS	487,335	150,000	-	-	-	-	637,335
FY19 HSGP PSEC BASE RADIO	53,323	-	-	-	-	-	53,323
GENERAL PLAN/CLIMATE ACTION PLAN UPDATE	278,277	-	-	-	-	-	278,277
HISTORIC CIVIC CENTER BREEZEWAY REBUILD	240,000	-	-	-	-	-	240,000
HISTORIC CIVIC CENTER FACILITY CAPITAL IMPROVEMENTS	15,421	139,000	215,000	-	-	-	369,421
HOUSEHOLD HAZARDOUS WASTE FACILITY	854,691	-	-	-	-	-	854,691

		FY 2022 - 2026 CAPITAL IMPROVEMENT PLAN					
PROJECT TITLE	ESTIMATED CARRYOVER FUNDING	FY 2022	FY 2023	FY 2024	FY 2025	FY 2026	TOTAL FUNDING
HVAC PNEUMATIC CONTROLS	82,152	-	-	-	-	-	82,152
JAIL CONTROL SYSTEM AND PHONES	80,000	-	-	-	-	-	80,000
LIBRARY FACILITIES CAPITAL IMPROVEMENTS	311,888	-	298,889	45,000	103,300	60,000	819,077
LIBRARY MATERIALS	45,409	-	-	-	-	-	45,409
LIBRARY MATERIALS - ADOPT-A-BOOK FRIENDS	1,607	-	-	-	-	-	1,607
LIBRARY SKYLIGHTS REPLACEMENT	40,000	-	-	-	-	-	40,000
LICENSE PLATE READER PROJECT	85,118	-	-	-	-	-	85,118
MICROWAVE LINK FROM CITY HALL TO WRF1	-	40,000	-	-	-	-	40,000
MICROWAVE LINK FROM POLICE TO FIRE HEADQUARTERS	-	40,000	-	-	-	-	40,000
NEW VHF RADIO SIMULCAST AND BACKHAUL SYSTEM	1,999,815	-	-	-	-	-	1,999,815
PENETRATION (PEN) TESTING	100,000	100,000	100,000	100,000	100,000	-	500,000
PEPPERMINT RIDGE: NURSING SERVICES	-	25,000	-	-	-	-	25,000
PERSONAL PROTECTIVE EQUIPMENT GRANTS FOR BUSINESSES	224,557	-	-	-	-	-	224,557
POLICE BODY WORN CAMERAS	1,171	35,000	35,000	35,000	-	-	106,171
POLICE CAD/RMS SYSTEM	550,109	-	-	-	-	-	550,109
POLICE DEPARTMENT FACILITY IMPROVEMENTS	37,000	62,327	67,260	45,000	201,829	45,000	458,416
POLICE EQUIPMENT ACQUISITION	72,161	71,990	-	-	-	-	144,151
PUBLIC SAFETY ENTERPRISE COMMUNICATION (PSEC) RADIO INTEROPERABILITY	549,012	-	-	-	-	-	549,012
REPLACE FIRE MICROWAVE NETWORK	-	150,000	450,000	-	-	-	600,000
REPLACE MICROWAVE LINKS TO FIRE STATION	39,126	-	-	-	-	-	39,126
RESIDENTIAL REHABILITATION PROGRAM	879,815	-	-	-	-	-	879,815
RIVER ROAD PARK NEW ROOF FOR BUILDING	-	25,000	-	-	-	-	25,000
SD-WAN SOLUTION	50,000	50,000	-	-	-	-	100,000
SECURITY SOLUTION TO IDENTIFY NEFARIOUS MOVEMENT	150,000	-	-	-	-	-	150,000
SELF-CONTAINED BREATHING APPARATUS (SCBA)	-	700,000	700,000	-	-	-	1,400,000
SKYPARK OPA	895	80,000	81,600	83,232	84,897	86,595	417,219
STARTING OVER, INC.: PATH TO SEED	-	25,000	-	-	-	-	25,000
STORM DRAIN CATCH BASIN FILTERS	91,508	150,000	156,060	159,182	162,365	165,613	884,728
TECHNOLOGY ENHANCEMENTS	53,179	-	-	-	-	-	53,179
TEMESCAL CANYON/ DOS LAGOS OWNER PARTICIPATION AGREEMENT	1	463,939	-	-	-	-	463,940

PROJECT TITLE	ESTIMATED CARRYOVER FUNDING	FY 2022 - 2026 CAPITAL IMPROVEMENT PLAN FY 2022	FY 2023	FY 2024	FY 2025	FY 2026	TOTAL FUNDING
TENANT-BASED RENTAL ASSISTANCE	538,093	372,817	-	-	-	-	910,910
TIMEKEEPING SYSTEM	331,376	-	-	-	-	-	331,376
UPGRADE BADGE ACCESS SYSTEM	-	50,000	50,000	50,000	-	-	150,000
URBAN SEARCH AND RESCUE & EXTRICATION EQUIPMENT	-	-	-	-	-	150,000	150,000
VEHICLE PROCUREMENT	3,939,428	4,121,812	-	-	-	-	8,061,240
VICENTIA ACTIVITY CENTER	17,406	-	-	-	-	-	17,406
VOICES FOR CHILDREN: COURT-APPOINTED SPECIAL ADVOCATE PROGRAM	-	25,000	-	-	-	-	25,000
VOIP PHONE SERVICE	299,454	-	-	-	-	-	299,454
GRAND TOTAL	$19,133,078	$11,738,666	$ 5,330,666	$ 2,353,434	$ 2,313,209	$ 1,297,032	$42,166,085

FUND TYPE	FUND NAME	ESTIMATED CARRYOVER FUNDING	FY 2022	FY 2023	FY 2024	FY 2025	FY 2026	TOTAL FUNDING
GENERAL FUND	110 - GENERAL FUND	7,184,682	3,061,052	2,585,349	308,800	812,283	329,486	14,281,652
	232 - CIVIC CENTER	255,421	139,000	215,000	-	-	-	609,421
	GENERAL FUND TOTAL	$ 7,440,103	$ 3,200,052	$ 2,800,349	$ 308,800	$ 812,283	$ 329,486	$14,891,073
SPECIAL REVENUE FUND	206 - LIBRARY FAC/COLLECTION FEE	52,241	-	-	-	-	-	52,241
	207 - FIRE WILD LAND FACILITIES FEE	20,779	14,409	-	-	-	-	35,188
	208 - TC LAW ENFORCEMENT FAC FEE	91,950	-	-	-	-	-	91,950
	209 - TC FIRE FACILITIES FEE	111,635	-	-	-	-	-	111,635
	211 - STREET BRIDGE & SIGNAL DEV FEE	19,907	-	-	-	-	-	19,907
	212 - STORM DRAINAGE DEVELOPMENT FEE	52,679	-	-	-	-	-	52,679
	213 - LAW ENFORCEMENT DEV FEE	274,316	71,990	-	-	-	-	346,306
	214 - FIRE PROTECTION DEV FEE	429,346	107,675	-	-	-	-	537,021
	215 - COMMUNITY MEEETING DEV FEE	24,238	-	-	-	-	-	24,238
	216 - AQUATIC CENTER DEV FEE	6,727	-	-	-	-	-	6,727
	218 - CORONA MALL BUSINESS IMPRV DIS	656,382	-	-	-	-	-	656,382
	231 - CAL COPS GRANTS	200,000	-	-	-	-	-	200,000
	274 - LANDSCAPING FACILITIES FEE	2,370	-	-	-	-	-	2,370
	289 - DWELLING DEVELOPMENT TAX FUND	319,210	-	-	-	-	-	319,210
	SPECIAL REVENUE FUND TOTAL	$ 2,261,779	$ 194,074	$ -	$ -	$ -	$ -	$ 2,455,853

FUND TYPE	FUND NAME	ESTIMATED CARRYOVER FUNDING	FY 2022	FY 2023	FY 2024	FY 2025	FY 2026	TOTAL FUNDING
SUCCESSOR AGENCY FUND	417 - RDA SUCCESSOR AGENCY-CP	167,239	1,543,939	1,092,600	1,105,452	1,118,561	681,933	5,709,724
	SUCCESSOR AGENCY FUND TOTAL	**$ 167,239**	**$ 1,543,939**	**$ 1,092,600**	**$ 1,105,452**	**$ 1,118,561**	**$ 681,933**	**$ 5,709,724**
CAPITAL PROJECT FUND	245 - COUNTY SERVICE AREA 152	123,745	160,775	156,060	159,182	162,365	165,613	927,740
	431 - CDBG FUND	1,432,317	992,879	-	-	-	-	2,425,196
	432 - HOME INVSTMT PRTNSP PG	1,291,197	447,381	-	-	-	-	1,738,578
	480 - REIMBURSEMENT GRANTS-ALL DPTS	303,323	-	-	-	-	-	303,323
	CAPITAL PROJECT FUND TOTAL	**$ 3,150,582**	**$ 1,601,035**	**$ 156,060**	**$ 159,182**	**$ 162,365**	**$ 165,613**	**$ 5,394,837**
ENTERPRISE FUND	275 - AIRPORT	222,317	450,000	-	-	-	-	672,317
	567 - RECLAIMED WATER UTILITY	18,604	12,830	767	-	-	-	32,201
	570 - WATER UTILITY	748,423	640,925	38,328	-	-	-	1,427,676
	572 - WATER RECLAMATION UTILITY	407,007	228,981	34,495	-	-	-	670,483
	578 - ELECTRIC UTILITY	59,311	38,511	3,067	-	-	-	100,889
	ENTERPRISE FUND TOTAL	**$ 1,455,662**	**$ 1,371,247**	**$ 76,657**	**$ -**	**$ -**	**$ -**	**$ 2,903,566**
INTERNAL SERVICE FUND	680 - WAREHOUSE SERVICE	16	35,000	-	-	-	-	35,016
	681 - INFORMATION TECHNOLOGY	1,027,954	1,150,000	920,000	770,000	220,000	120,000	4,207,954
	682 - FLEET OPERATIONS	3,629,744	2,643,319	285,000	10,000	-	-	6,568,063
	INTERNAL SERVICE FUND TOTAL	**$ 4,657,714**	**$ 3,828,319**	**$ 1,205,000**	**$ 780,000**	**$ 220,000**	**$ 120,000**	**$10,811,033**
	GRAND TOTAL	**$19,133,078**	**$11,738,666**	**$ 5,330,666**	**$ 2,353,434**	**$ 2,313,209**	**$ 1,297,032**	**$42,166,085**

PROJECT NUMBER AUTO - 827 ABC HOPES, INC.: (DIS)ABILITIES FITNESS + LIFE SKILL SUPPORT

PROGRAM Facilities, Systems and Community Assets

ADMINISTERING DEPARTMENT COMMUNITY DEVELOPMENT

PROGRAM CATEGORY Community Assets and Programmatic Projects

LOCATION CDBG Target Area

STRATEGIC PLAN GOAL Safe Community: Protect our quality of life by ensuring the community is safe and clean.

DESCRIPTION

This program benefits low-income Corona residents with intellectual disabilities and their families through a fitness program and a life skills wrap-around support program. The program focuses on the participant's physical well-being through partnerships with local gyms and wellness centers, and life skills from selling produce the participants have harvested from the local community at the Corona Farmers Market. Through these activities, participants will gain opportunities for social interaction, money management skills, and valuable life skills. This program is expected to assist 120 people.

JUSTIFICATION

The City Council approved the 2021-2024 Consolidated Plan for CDBG and HOME Funds on June 17, 2020. Each year, the City Council adopts an Action Plan that describes how these funds will be spent in accordance with the strategies outlined in the five-year Consolidated Plan. The Consolidated Plan allows 15 percent of CDBG funds be used for public services that will serve and benefit eligible City residents. Funding this activity is in furtherance of the strategies.

CURRENT STATUS

New project for FY 2022.

OPERATING BUDGET IMPACT

No operating budget impact associated with this project.

GRANT AND OTHER FUNDING OPPORTUNITIES

CDBG is the grant fund utilized to pay for this activity.

FY 2022 - 2026 CAPITAL IMPROVEMENT PLAN

FUNDING SOURCE	EST. CARRYOVER FUNDING	FY 2022	FY 2023	FY 2024	FY 2025	FY 2026	TOTAL
431 - CDBG FUND	-	25,000	-	-	-	-	25,000
TOTAL	**-**	**25,000**	**-**	**-**	**-**	**-**	**25,000**

FUNDING, BY FISCAL YEAR

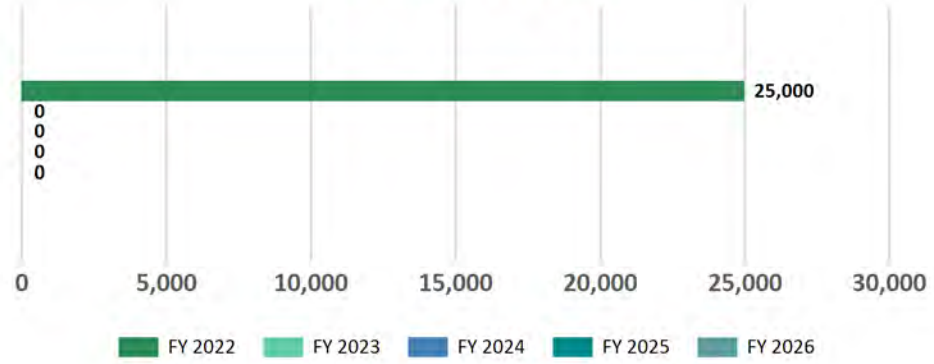

FY 2022 FUNDING, BY FUND

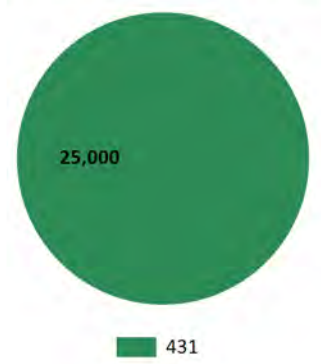

PROJECT NUMBER 75040 — AFFORDABLE / PERMANENT SUPPORTIVE HOUSING DEVELOPMENT

PROGRAM Facilities, Systems and Community Assets

ADMINISTERING DEPARTMENT COMMUNITY DEVELOPMENT

PROGRAM CATEGORY Community Assets and Programmatic Projects

LOCATION Second Street @ Buena Vista (future site of new affordable housing)

STRATEGIC PLAN GOAL Safe Community: Protect our quality of life by ensuring the community is safe and clean.

DESCRIPTION

HOME funds in the amount of 200,000 set aside to contribute towards the production of new housing at the southwest corner of Second Street and Buena Vista Avenue.

JUSTIFICATION

As part of the Homeless Strategic Plan, the Council requested permanent supportive housing units to be included in the new development of affordable housing. HOME funds have been set aside in case funding is needed to subsidize the development.

CURRENT STATUS

Development proposals under review.

OPERATING BUDGET IMPACT

No operating budget impact associated with this project.

GRANT AND OTHER FUNDING OPPORTUNITIES

HOME funds.

		FY 2022 - 2026 CAPITAL IMPROVEMENT PLAN					
FUNDING SOURCE	**EST. CARRYOVER FUNDING**	**FY 2022**	**FY 2023**	**FY 2024**	**FY 2025**	**FY 2026**	**TOTAL**
432 - HOME INVSTMT PRTNSP PG	200,000	-	-	-	-	-	200,000
TOTAL	**200,000**	**-**	**-**	**-**	**-**	**-**	**200,000**

FUNDING, BY FISCAL YEAR

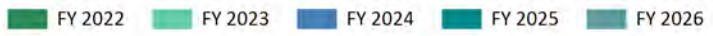

FY 2022 FUNDING, BY FUND

PROJECT NUMBER 69890 — AIRPORT FACILITIES IMPROVEMENT

PROGRAM Facilities, Systems and Community Assets

ADMINISTERING DEPARTMENT MAINTENANCE SERVICES

PROGRAM CATEGORY City Facility Improvements and Upgrades

LOCATION Corona Municipal Airport, 1900 Aviation Drive

STRATEGIC PLAN GOAL Sound Infrastructure: Sustain high quality service delivery by investing in public infrastructure, including parks, buildings, equipment, roads, and technology.

DESCRIPTION

A Capital Improvement Project (CIP) dedicated to the maintenance and repair of the Airport. North Fence Obstruction Light: This a flight hazard as the lateral transitional plain is impeded by the treeline on the north side. The protected habitat cannot be cleared in this plain. The obstruction lights would provide an alternative to the clearing for the FAA to continue to allow flight operations. Runway/Taxi Light Enhancement: These lights are critical to night landing and take-offs. The older halogen lamps are very costly to operate and are failing regularly. The LED alternatives are very cost efficient to operate and very reliable in operation. Rincon Road Tree Line Obstruction: The current lighting fixtures are non-operational and aide in the identification of the obstruction of the imposing treeline in the vicinity for the landing approach to the runway from the east Asphalt Rehabilitation: Deteriorated asphalt surfaces will continue to fail over time. These poor surface conditions are also an extreme hazard to aircraft as the prop will pull in debris causing damage to the prop and plane, while the propwash will launch debris at anything to the rear of the plane at a high velocity.

JUSTIFICATION

The airport is used on a daily basis and it is important to keep the facilities clean and safe. North Fence Obstruction Light: This poses a flight hazard. Runway/Taxi Light Enhancement: The lights provide for additional safety and guidance for landing. Rincon Road Tree Line Obstruction: This poses a flight hazard. Asphalt Rehabilitation: Current surface creates unsafe landing conditions. These poor surface conditions pose a hazard to the aircraft as the prop will pull in debris and cause damage to the prop and plane.

CURRENT STATUS

The currently approved project is the heliport registration. Request for Proposals (RFP) in progress.

OPERATING BUDGET IMPACT

By completing these larger projects, it is the goal to prevent much larger costing maintenance projects. North Fence Obstruction Light: This item will have a nominal increase in electricity and maintenance costs. Runway/Taxi Light Enhancement: This item will reduce electric consumption with the more efficient LED lighting v. Halogen lamps. The LED lighting also has a lifecycle that is roughly 2.5 times that of the halogen lamps in use now. This will result in reduced maintenance efforts and cost. Rincon Road Tree Line Obstruction: This item will cause a nominal Increase in electricity and maintenance costs. Asphalt Rehabilitation: In the asphalt's current condition, more maintenance is required. However, once the asphalt is replaced, less maintenance will be required.

GRANT AND OTHER FUNDING OPPORTUNITIES

No grants or other funding opportunities.

		FY 2022 - 2026 CAPITAL IMPROVEMENT PLAN					
FUNDING SOURCE	**EST. CARRYOVER FUNDING**	**FY 2022**	**FY 2023**	**FY 2024**	**FY 2025**	**FY 2026**	**TOTAL**

275 - AIRPORT	222,317	450,000	-	-	-	-	672,317
TOTAL	**222,317**	**450,000**	**-**	**-**	**-**	**-**	**672,317**

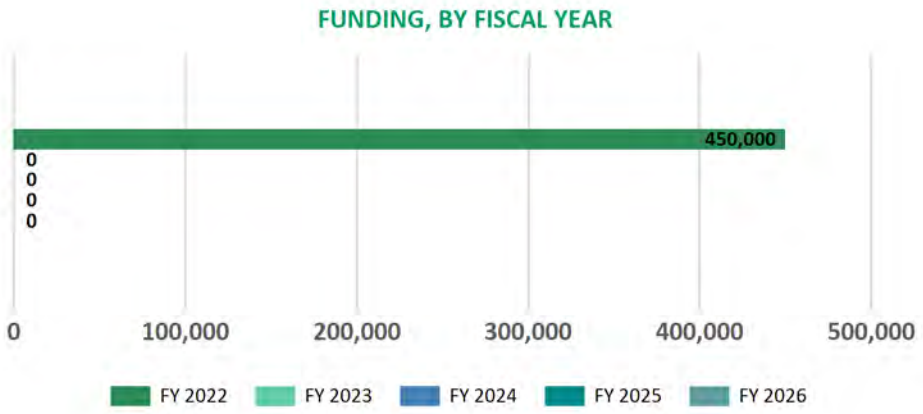

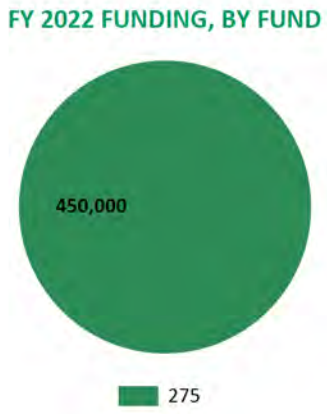

PROJECT NUMBER 72070 — ANIMAL CONTROL FACILITY CAPITAL IMPROVEMENTS

PROGRAM Facilities, Systems and Community Assets

ADMINISTERING DEPARTMENT MAINTENANCE SERVICES

PROGRAM CATEGORY City Facility Improvements and Upgrades

LOCATION Animal Control Facility

STRATEGIC PLAN GOAL Sound Infrastructure: Sustain high quality service delivery by investing in public infrastructure, including parks, buildings, equipment, roads, and technology.

DESCRIPTION

A Capital Improvement Project (CIP) dedicated to the maintenance and repair of the Animal Control Facility. AC Parking Lot Modifications: There is not enough space to park the Animal Control vehicles safely. The project needs curbing installed as well. In addition, the project will remove the bullnose in main parking area. Resident vehicles have gotten stuck on parking bullnose.

JUSTIFICATION

This project ensures that the Animal Control Facility is kept in a good condition. If maintenance projects are deferred, the City may incur larger maintenance projects. AC Parking Lot Modifications: There are several consequences if this project is deferred, including employee backing into gate or other vehicles, potential property damage and lawsuits, and safety concerns.

CURRENT STATUS

Project is ongoing.

OPERATING BUDGET IMPACT

Completing these projects will reduce the number of high costing maintenance projects. AC Parking Lot Modifications: There would be no impact to the operating budget.

GRANT AND OTHER FUNDING OPPORTUNITIES

No grants or other funding opportunities.

		FY 2022 - 2026 CAPITAL IMPROVEMENT PLAN					
FUNDING SOURCE	**EST. CARRYOVER FUNDING**	**FY 2022**	**FY 2023**	**FY 2024**	**FY 2025**	**FY 2026**	**TOTAL**
110 - GENERAL FUND	-	45,000	-	-	-	-	45,000
TOTAL	**-**	**45,000**	**-**	**-**	**-**	**-**	**45,000**

FUNDING, BY FISCAL YEAR

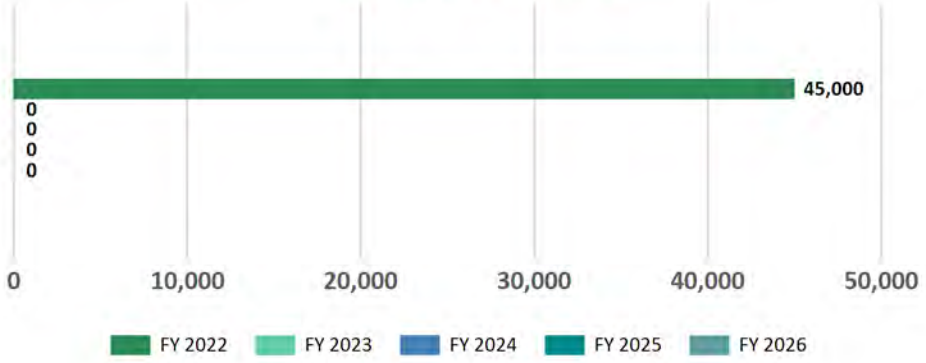

FY 2022 FUNDING, BY FUND

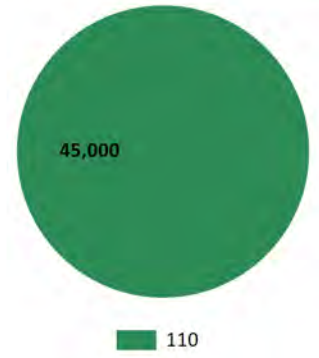

PROJECT NUMBER AUTO - 825 ASSISTANCE LEAGUE OF RIVERSIDE: OPERATION SCHOOL BELL

PROGRAM Facilities, Systems and Community Assets

ADMINISTERING DEPARTMENT COMMUNITY DEVELOPMENT

PROGRAM CATEGORY General Safety, Maintenance and Other Improvements

LOCATION CDBG Target Area

STRATEGIC PLAN GOAL Safe Community: Protect our quality of life by ensuring the community is safe and clean.

DESCRIPTION

This program would benefit school children of low-income families in Corona. ALR has opened "Operation School Bell" since 1967 and currently operates the program in eight school districts in Riverside County. For the first time, ALR is proposing to expand the program to include the Corona-Norco Unified School District and more specifically to serve Corona school children. Operation School Bell would spend 100% of awarded CDBG funds at a Corona retailer to provide new school clothes and hygiene kits to homeless and economically, disadvantaged elementary, middle, and high school students. The goal of the program is to help remove barriers to learning and enable these students to attend school with pride and dignity. The program is expected to serve 175 people.

JUSTIFICATION

The City Council approved the 2021-2024 Consolidated Plan for CDBG and HOME Funds on June 17, 2020. Each year, the City Council adopts an Action Plan that describes how these funds will be spent in accordance with the strategies outlined in the five-year Consolidated Plan. The Consolidated Plan allows 15 percent of CDBG funds be used for public services that will serve and benefit eligible City residents. Funding this activity is in furtherance of the strategies.

CURRENT STATUS

New project for FY 2022.

OPERATING BUDGET IMPACT

No operating budget impact associated with this project.

GRANT AND OTHER FUNDING OPPORTUNITIES

CDBG is the grant fund utilized to pay for this activity.

		FY 2022 - 2026 CAPITAL IMPROVEMENT PLAN					
FUNDING SOURCE	**EST. CARRYOVER FUNDING**	**FY 2022**	**FY 2023**	**FY 2024**	**FY 2025**	**FY 2026**	**TOTAL**
431 - CDBG FUND	-	25,000	-	-	-	-	25,000
TOTAL	**-**	**25,000**	**-**	**-**	**-**	**-**	**25,000**

FUNDING, BY FISCAL YEAR

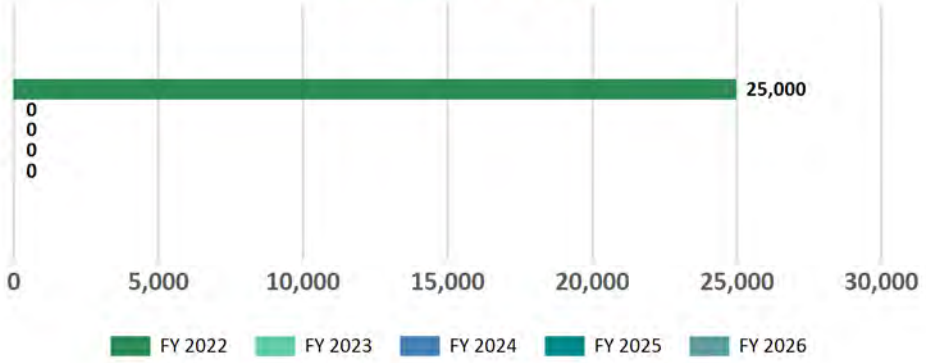

FY 2022 FUNDING, BY FUND

PROJECT NUMBER 71710 — AUTO CENTER SIGN

PROGRAM Facilities, Systems and Community Assets

ADMINISTERING DEPARTMENT CITY MANAGER'S OFFICE

PROGRAM CATEGORY Community Assets and Programmatic Projects

LOCATION North of 91-freeway off Wardlow Road in Corona Auto Center

STRATEGIC PLAN GOAL Sound Infrastructure: Sustain high quality service delivery by investing in public infrastructure, including parks, buildings, equipment, roads, and technology.

DESCRIPTION

Replacement of Auto Center sign along the 91 Freeway.

JUSTIFICATION

The City entered into a reimbursement agreement with the Corona Auto Center Association for up to $150,000 to replace the existing dilapidated sign.

CURRENT STATUS

This item will be finished out by the end of FY21.

OPERATING BUDGET IMPACT

No operating budget impact associated with this project.

GRANT AND OTHER FUNDING OPPORTUNITIES

No grants or other funding opportunities for this project.

FY 2022 - 2026 CAPITAL IMPROVEMENT PLAN

FUNDING SOURCE	EST. CARRYOVER FUNDING	FY 2022	FY 2023	FY 2024	FY 2025	FY 2026	TOTAL
110 - GENERAL FUND	150,000	-	-	-	-	-	150,000
TOTAL	**150,000**	**-**	**-**	**-**	**-**	**-**	**150,000**

FUNDING, BY FISCAL YEAR

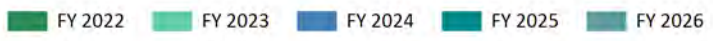

FY 2022 FUNDING, BY FUND

PROJECT NUMBER AUTO - 730 — AUTOMOTIVE LIFT UPGRADES

PROGRAM Facilities, Systems and Community Assets

ADMINISTERING DEPARTMENT MAINTENANCE SERVICES

PROGRAM CATEGORY City Facility Improvements and Upgrades

LOCATION Fleet

STRATEGIC PLAN GOAL Sound Infrastructure: Sustain high quality service delivery by investing in public infrastructure, including parks, buildings, equipment, roads, and technology.

DESCRIPTION

The automotive lift upgrades are necessary to accommodate the Fire Department's new Tractor Driven Aerial Fire Apparatus due to this unit's length.

JUSTIFICATION

Fleet is currently unable to lift this unit for any service or repair applications. All service and repairs will require a vendor sublet.

CURRENT STATUS

New project for FY 2022.

OPERATING BUDGET IMPACT

This project would have an annual operating impact. There would be preventative maintenance costs, including annual inspections.

GRANT AND OTHER FUNDING OPPORTUNITIES

No grants or other funding opportunities.

		FY 2022 - 2026 CAPITAL IMPROVEMENT PLAN					
FUNDING SOURCE	**EST. CARRYOVER FUNDING**	**FY 2022**	**FY 2023**	**FY 2024**	**FY 2025**	**FY 2026**	**TOTAL**
682 - FLEET OPERATIONS	-	40,000	285,000	-	-	-	325,000
TOTAL	**-**	**40,000**	**285,000**	**-**	**-**	**-**	**325,000**

FUNDING, BY FISCAL YEAR

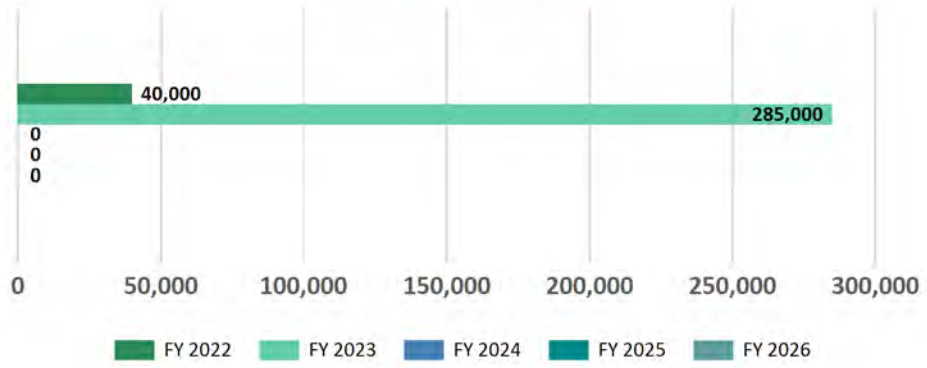

FY 2022 FUNDING, BY FUND

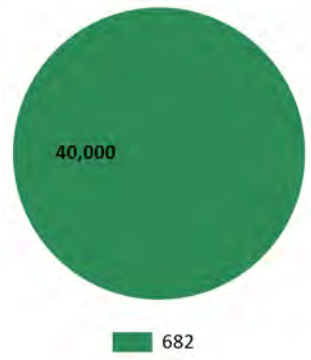

PROJECT NUMBER AUTO - 826 BIG BROTHERS BIG SISTERS: BIGS WITH BADGES MENTORING PROGRAM

PROGRAM Facilities, Systems and Community Assets

ADMINISTERING DEPARTMENT COMMUNITY DEVELOPMENT

PROGRAM CATEGORY Community Assets and Programmatic Projects

LOCATION CDBG Target Area

STRATEGIC PLAN GOAL Safe Community: Protect our quality of life by ensuring the community is safe and clean.

DESCRIPTION

This is a new mentorship program in Corona that would build-off of their existing Leadership Development Programs. Bigs with Badges would pair high school students and mentors in law enforcement from the Corona Police Department to focus on career exploration in law enforcement. This mentorship programs would not only transform police and community relations, but it provides a life changing opportunity for youth dealing with incarcerated parents, poverty, and gangs. This program is expected to serve 15 people.

JUSTIFICATION

The City Council approved the 2021-2024 Consolidated Plan for CDBG and HOME Funds on June 17, 2020. Each year, the City Council adopts an Action Plan that describes how these funds will be spent in accordance with the strategies outlined in the five-year Consolidated Plan. The Consolidated Plan allows 15 percent of CDBG funds be used for public services that will serve and benefit eligible City residents. Funding this activity is in furtherance of the strategies.

CURRENT STATUS

New project for FY 2022.

OPERATING BUDGET IMPACT

No operating budget impact associated with this project.

GRANT AND OTHER FUNDING OPPORTUNITIES

CDBG is the grant fund utilized to pay for this activity.

FY 2022 - 2026 CAPITAL IMPROVEMENT PLAN

FUNDING SOURCE	EST. CARRYOVER FUNDING	FY 2022	FY 2023	FY 2024	FY 2025	FY 2026	TOTAL
431 - CDBG FUND	-	25,000	-	-	-	-	25,000
TOTAL	**-**	**25,000**	**-**	**-**	**-**	**-**	**25,000**

FUNDING, BY FISCAL YEAR

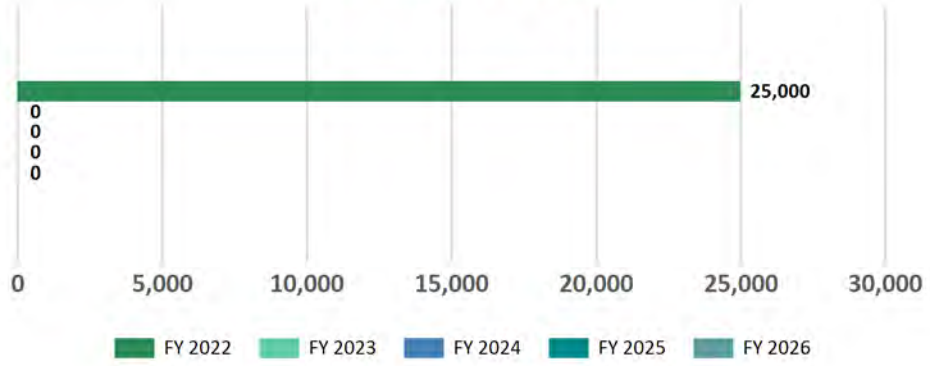

FY 2022 FUNDING, BY FUND

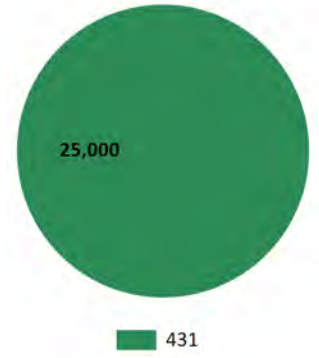

PROJECT NUMBER 78150 — BUILDING EVALUATION & MAINTENANCE PLAN

PROGRAM Facilities, Systems and Community Assets

ADMINISTERING DEPARTMENT MAINTENANCE SERVICES

PROGRAM CATEGORY General Safety, Maintenance and Other Improvements

LOCATION Citywide

STRATEGIC PLAN GOAL Sound Infrastructure: Sustain high quality service delivery by investing in public infrastructure, including parks, buildings, equipment, roads, and technology.

DESCRIPTION

This project will create an inventory of assets and their useful life, which will be used to create a maintenance plan.

JUSTIFICATION

This project will allow the Building Maintenance team to target asset replacements and more proactively monitor conditions throughout City facilities.

CURRENT STATUS

Current funding is for City Hall. The RFP will begin work in calendar year 2021.

OPERATING BUDGET IMPACT

There will be no direct operating impact; however, the plan, when placed into action, may result in increased spending to better maintain City facilities and their assets.

GRANT AND OTHER FUNDING OPPORTUNITIES

No grants or other funding opportunities.

		FY 2022 - 2026 CAPITAL IMPROVEMENT PLAN					
FUNDING SOURCE	**EST. CARRYOVER FUNDING**	**FY 2022**	**FY 2023**	**FY 2024**	**FY 2025**	**FY 2026**	**TOTAL**
110 - GENERAL FUND	50,000	150,000	50,000	50,000	50,000	-	350,000
TOTAL	**50,000**	**150,000**	**50,000**	**50,000**	**50,000**	**-**	**350,000**

FUNDING, BY FISCAL YEAR

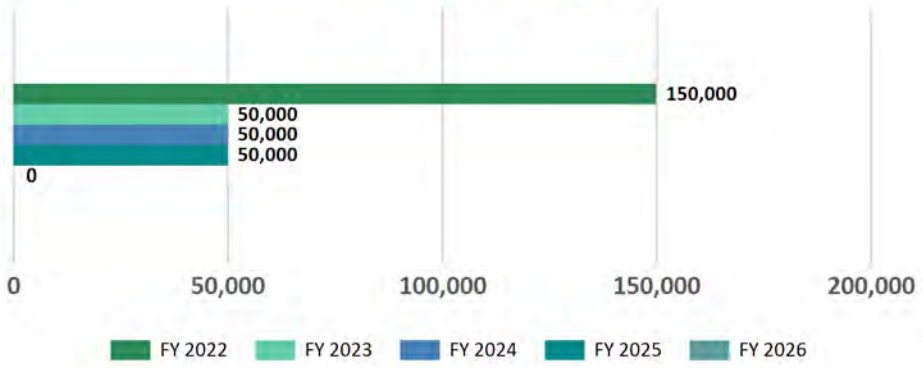

FY 2022 FUNDING, BY FUND



PROJECT NUMBER 72750 — BUSINESS PROCESS MANAGEMENT

PROGRAM Facilities, Systems and Community Assets

ADMINISTERING DEPARTMENT INFORMATION TECHNOLOGY

PROGRAM CATEGORY Community Assets and Programmatic Projects

LOCATION Citywide

STRATEGIC PLAN GOAL High-Performing Government: Improve the efficiency and effectiveness of the City's services to bring government into the 21st Century.

DESCRIPTION

The City of Corona is looking to hire a consultant to use the Six Sigma DMAIC approach of making the organization more effective and efficient. This is done through the following methodology steps: Business Process Mapping; Business Process Improvement, Optimization and/or Reengineering; Continuous Improvement. Through Business Process Mapping, the consultant would work one-on-one with various functional areas and individuals at the City of Corona to outline strategy, map processes, gather requirements and KPIs, validate finds and identify process improvement opportunities.

JUSTIFICATION

To outline strategy, map processes, gather requirements and KPIs, validate finds and identify process improvement opportunities in the City. This report will help with the implementation of two projects, the Payroll/HR/Timekeeping replacement, and a new Accounting/Enterprise Resource Planning (ERP) system.

CURRENT STATUS

Project is ongoing. City staff is compiling the RFP to be submitted for vendor proposals.

OPERATING BUDGET IMPACT

No operating budget impact associated with this project.

GRANT AND OTHER FUNDING OPPORTUNITIES

No grants or other funding opportunities.

		FY 2022 - 2026 CAPITAL IMPROVEMENT PLAN					
FUNDING SOURCE	**EST. CARRYOVER FUNDING**	**FY 2022**	**FY 2023**	**FY 2024**	**FY 2025**	**FY 2026**	**TOTAL**
567 - RECLAIMED WATER UTILITY	8,250	-	-	-	-	-	8,250
570 - WATER UTILITY	151,250	-	-	-	-	-	151,250
572 - WATER RECLAMATION UTILITY	85,250	-	-	-	-	-	85,250
578 - ELECTRIC UTILITY	30,250	-	-	-	-	-	30,250

681 - INFORMATION TECHNOLOGY	150,000	-	-	-	-	-	150,000
TOTAL	**425,000**	**-**	**-**	**-**	**-**	**-**	**425,000**

FUNDING, BY FISCAL YEAR

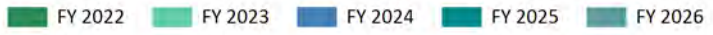

FY 2022 FUNDING, BY FUND

PROJECT NUMBER AUTO - 791 CARDIAC MONITORS

PROGRAM Facilities, Systems and Community Assets

ADMINISTERING DEPARTMENT FIRE

PROGRAM CATEGORY Community Assets and Programmatic Projects

LOCATION Citywide

STRATEGIC PLAN GOAL Safe Community: Protect our quality of life by ensuring the community is safe and clean.

DESCRIPTION

Cardiac Monitors replacement program.

JUSTIFICATION

Cardiac monitors are a critical component of patient care, they are used on every medical response. The current monitors are at the end of their life cycle and the warranty has expired. The number of emergency medical responses continues to increase every year further reinforcing the need.

CURRENT STATUS

New project. Funding requested in prior year and deferred until FY 2023.

OPERATING BUDGET IMPACT

No operating budget impact to replace aged cardiac monitors. Deferring the replacement of the monitors to a future year will incur a cost for either the extension of the warranty or the costs of repairs and maintenance.

GRANT AND OTHER FUNDING OPPORTUNITIES

No grants or other funding opportunities.

		FY 2022 - 2026 CAPITAL IMPROVEMENT PLAN					
FUNDING SOURCE	**EST. CARRYOVER FUNDING**	**FY 2022**	**FY 2023**	**FY 2024**	**FY 2025**	**FY 2026**	**TOTAL**
110 - GENERAL FUND	-	-	400,000	-	-	-	400,000
TOTAL	**-**	**-**	**400,000**	**-**	**-**	**-**	**400,000**

FUNDING, BY FISCAL YEAR

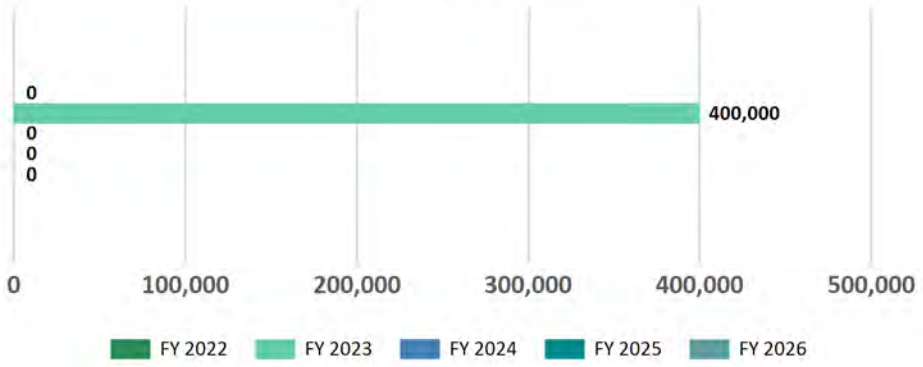

FY 2022 FUNDING, BY FUND

PROJECT NUMBER 68700 — CASA DE LA VILLA

PROGRAM Facilities, Systems and Community Assets

ADMINISTERING DEPARTMENT COMMUNITY DEVELOPMENT

PROGRAM CATEGORY Community Assets and Programmatic Projects

LOCATION 320 W Grand Blvd

STRATEGIC PLAN GOAL Safe Community: Protect our quality of life by ensuring the community is safe and clean.

DESCRIPTION

Affordable Housing Agreement annual pledge.

JUSTIFICATION

This is a financial obligation of the former Redevelopment Agency of the City of Corona.

CURRENT STATUS

Project complete

OPERATING BUDGET IMPACT

No operating budget impact associated with this project.

GRANT AND OTHER FUNDING OPPORTUNITIES

No grants or other funding opportunities.

FY 2022 - 2026 CAPITAL IMPROVEMENT PLAN

FUNDING SOURCE	EST. CARRYOVER FUNDING	FY 2022	FY 2023	FY 2024	FY 2025	FY 2026	TOTAL
417 - RDA SUCCESSOR AGENCY-CP	-	450,000	450,000	450,000	450,000	-	1,800,000
TOTAL	**-**	**450,000**	**450,000**	**450,000**	**450,000**	**-**	**1,800,000**

FUNDING, BY FISCAL YEAR

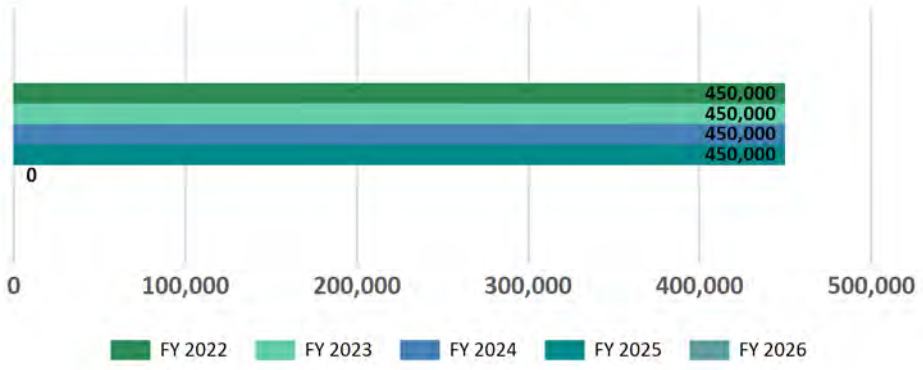

FY 2022 FUNDING, BY FUND

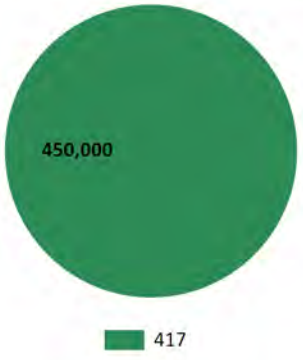

PROJECT NUMBER 75010 — CDBG-CV PROGRAM PLANNING, ADMINISTRATION, AND MONITORING

PROGRAM Facilities, Systems and Community Assets

ADMINISTERING DEPARTMENT COMMUNITY DEVELOPMENT

PROGRAM CATEGORY Community Assets and Programmatic Projects

LOCATION Citywide

STRATEGIC PLAN GOAL Financial Stability: Ensure the City has adequate and sustainable financial funding to deliver high-quality services to residents.

DESCRIPTION

Administration of CDBG Coronavirus Aid, Relief, and Economic Security Act (CARES Act) activities.

JUSTIFICATION

HUD permits for 20% of the funds to be set aside to pay for all administration expenses.

CURRENT STATUS

Project is ongoing.

OPERATING BUDGET IMPACT

No operating budget impacts. CARES Act fund will pay for all administrative costs.

GRANT AND OTHER FUNDING OPPORTUNITIES

CDBG Coronavirus Aid, Relief, and Economic Security Act funds are federal grant funds.

FY 2022 - 2026 CAPITAL IMPROVEMENT PLAN

FUNDING SOURCE	EST. CARRYOVER FUNDING	FY 2022	FY 2023	FY 2024	FY 2025	FY 2026	TOTAL
431 - CDBG FUND	224,374	-	-	-	-	-	224,374
TOTAL	**224,374**	**-**	**-**	**-**	**-**	**-**	**224,374**

FUNDING, BY FISCAL YEAR

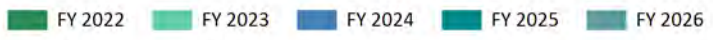

FY 2022 FUNDING, BY FUND

PROJECT NUMBER AUTO - 782 CISCO SMARTNET EA

PROGRAM Facilities, Systems and Community Assets

ADMINISTERING DEPARTMENT INFORMATION TECHNOLOGY

PROGRAM CATEGORY City Systems and Controls

LOCATION Citywide

STRATEGIC PLAN GOAL Sound Infrastructure: Sustain high quality service delivery by investing in public infrastructure, including parks, buildings, equipment, roads, and technology.

DESCRIPTION

Cisco networking hardware support and replacement

JUSTIFICATION

This contract will provide equipment replacement coverage should a piece of network hardware fail. The agreement would also provide support for troubleshooting issues as they arise. The City's current support expires on November 1, 2022.

CURRENT STATUS

Project is in the planning phase.

OPERATING BUDGET IMPACT

Ongoing renewal every 5 years.

GRANT AND OTHER FUNDING OPPORTUNITIES

No grants or other funding opportunities.

		FY 2022 - 2026 CAPITAL IMPROVEMENT PLAN					
FUNDING SOURCE	**EST. CARRYOVER FUNDING**	**FY 2022**	**FY 2023**	**FY 2024**	**FY 2025**	**FY 2026**	**TOTAL**
681 - INFORMATION TECHNOLOGY	-	-	200,000	-	-	-	200,000
TOTAL	**-**	**-**	**200,000**	**-**	**-**	**-**	**200,000**

FUNDING, BY FISCAL YEAR

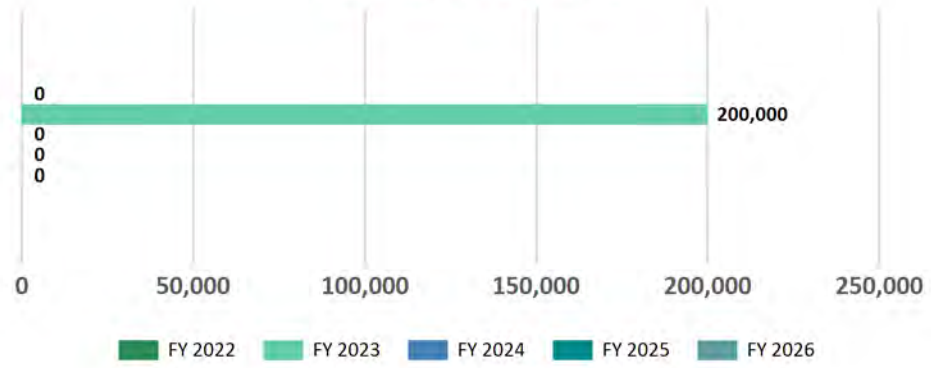

FY 2022 FUNDING, BY FUND

PROJECT NUMBER 62400 — CITY FIRE STATIONS CAPITAL IMPROVEMENTS

PROGRAM Facilities, Systems and Community Assets

ADMINISTERING DEPARTMENT MAINTENANCE SERVICES

PROGRAM CATEGORY City Facility Improvements and Upgrades

LOCATION Fire Station #1, #2, #3, #4, #5, #6, #7

STRATEGIC PLAN GOAL Sound Infrastructure: Sustain high quality service delivery by investing in public infrastructure, including parks, buildings, equipment, roads, and technology.

DESCRIPTION

A Capital Improvement Project (CIP) dedicated to the maintenance and repair of Fire Stations throughout the City. FS#2 Exterior Ladders: This project would install two exterior safety ladders at Fire Station #2. FS#3 Roof Replacement: The fire station has a roof that leaks badly during the winter wet periods. The resulting damage to the fire station continues to increase the total cost of station repair. Consequently, the resulting mold either displaces Fire Department employees or leads to offsite City-paid dining and other living expenses. FS#7 Repair Sewer Lateral: Fire Station #7 is experiencing sewer lateral issues.

JUSTIFICATION

This project ensures that the various Fire Stations throughout the City are kept in good condition. If maintenance projects are deferred, the City may incur larger maintenance projects. FS#2 Exterior Ladders: This is a safety concern for staff and contractors. FS#3 Roof Replacement: Continued damage to recently repaired or station improvements. In many cases, the leaks have gone undetected for years, and the resulting mold problem leads to costly repairs, crew displacements, extended response times to emergency incidents and potential health risks to our city employees. FS#7 Repair Sewer Lateral: There are excessive call outs to repair sewer lateral due to back ups.

CURRENT STATUS

The currently approved project is the FS#1, #2, and #3 main door replacement. Work on this project to begin in January 2021.

OPERATING BUDGET IMPACT

Completing these projects will reduce the number of high costing maintenance projects. FS#3 Roof Replacement: If this project is not completed, the City may incur significant maintenance costs in the future. However, if completed, corrective maintenance costs for roof repairs may decrease. FS#7 Repair Sewer Lateral: Staff would spend less time addressing FS#7 sewer lateral calls and can address other issues.

GRANT AND OTHER FUNDING OPPORTUNITIES

No grants or other funding opportunities.

		FY 2022 - 2026 CAPITAL IMPROVEMENT PLAN					
FUNDING SOURCE	**EST. CARRYOVER FUNDING**	**FY 2022**	**FY 2023**	**FY 2024**	**FY 2025**	**FY 2026**	**TOTAL**

110 - GENERAL FUND	121,671	54,000	60,200	-	407,154	-	643,025
TOTAL	**121,671**	**54,000**	**60,200**	**-**	**407,154**	**-**	**643,025**

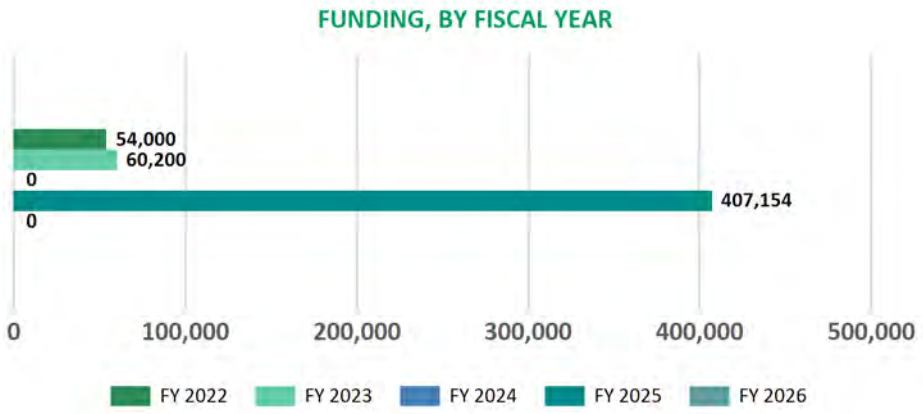

PROJECT NUMBER 61490 — CITY HALL FACILITY CAPITAL IMPROVEMENTS

PROGRAM Facilities, Systems and Community Assets

ADMINISTERING DEPARTMENT MAINTENANCE SERVICES

PROGRAM CATEGORY City Facility Improvements and Upgrades

LOCATION City Hall

STRATEGIC PLAN GOAL Sound Infrastructure: Sustain high quality service delivery by investing in public infrastructure, including parks, buildings, equipment, roads, and technology.

DESCRIPTION

A Capital Improvement Project (CIP) dedicated to the maintenance and repair of City Hall.

JUSTIFICATION

This project ensures that City Hall is kept in a good condition. If maintenance projects are deferred, the City may incur larger maintenance projects.

CURRENT STATUS

Project is ongoing.

OPERATING BUDGET IMPACT

Completing these projects will reduce the number of high costing maintenance projects.

GRANT AND OTHER FUNDING OPPORTUNITIES

No grants or other funding opportunities.

		FY 2022 - 2026 CAPITAL IMPROVEMENT PLAN					
FUNDING SOURCE	**EST. CARRYOVER FUNDING**	**FY 2022**	**FY 2023**	**FY 2024**	**FY 2025**	**FY 2026**	**TOTAL**
110 - GENERAL FUND	11,387	-	20,000	-	-	24,486	55,873
TOTAL	**11,387**	**-**	**20,000**	**-**	**-**	**24,486**	**55,873**

FUNDING, BY FISCAL YEAR

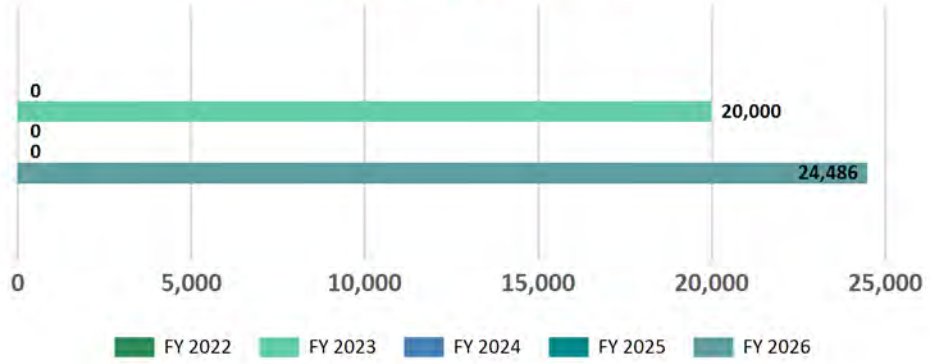

FY 2022 FUNDING, BY FUND

PROJECT NUMBER 71650 — CITY HALL SECURITY IMPROVEMENTS

PROGRAM Facilities, Systems and Community Assets

ADMINISTERING DEPARTMENT INFORMATION TECHNOLOGY

PROGRAM CATEGORY City Facility Improvements and Upgrades

LOCATION City Hall

STRATEGIC PLAN GOAL Safe Community: Protect our quality of life by ensuring the community is safe and clean.

DESCRIPTION

City Hall security improvements as related to active shooter incidents or threats against City employees and citizens.

JUSTIFICATION

Upgrades needed to ensure the security staff and citizens while visiting City Hall.

CURRENT STATUS

Pending Police and Legal review and selection of a solution.

OPERATING BUDGET IMPACT

Depending on the selected solution there may be an ongoing impact on the operating budget.

GRANT AND OTHER FUNDING OPPORTUNITIES

No grants or other funding opportunities.

		FY 2022 - 2026 CAPITAL IMPROVEMENT PLAN					
FUNDING SOURCE	**EST. CARRYOVER FUNDING**	**FY 2022**	**FY 2023**	**FY 2024**	**FY 2025**	**FY 2026**	**TOTAL**
110 - GENERAL FUND	767,989	-	-	-	-	-	767,989
TOTAL	**767,989**	**-**	**-**	**-**	**-**	**-**	**767,989**

FUNDING, BY FISCAL YEAR

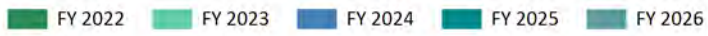

FY 2022 FUNDING, BY FUND

PROJECT NUMBER 73790 — CITY HALL WHOLE BUILDING ENERGY EFFICIENCY PROJECT

PROGRAM Facilities, Systems and Community Assets

ADMINISTERING DEPARTMENT MAINTENANCE SERVICES

PROGRAM CATEGORY City Facility Improvements and Upgrades

LOCATION City Hall

STRATEGIC PLAN GOAL Sound Infrastructure: Sustain high quality service delivery by investing in public infrastructure, including parks, buildings, equipment, roads, and technology.

DESCRIPTION

The project will include implementing chilled water and static pressure resets, replacing interior lighting with LED lamps and replacing ballasts as needed, implementing a lighting control system, and applying a "cool roof" to City Hall.

JUSTIFICATION

This project will result in cost savings to the City over the useful life of the assets. If project is not completed, the City will forfeit approximately $80,000 in available rebates, and will continue to pay approximately $40,000 in additional energy costs per year.

CURRENT STATUS

As of December 2021, quotes have been received for the LED retrofit. We are awaiting quote for the cool roof portion. Anticipating taking this to City Council in the first quarter of calendar year 2021.

OPERATING BUDGET IMPACT

Rebates and incentives from SCE are available, totaling just under $80k. Net cost to the City would be $235k with electricity savings estimated at $40k per year. There are additional costs to repair the City roof prior to the installation of the cool roof material. These costs will reduce annual maintenance costs for the roof and improve the overall life of the asset.

GRANT AND OTHER FUNDING OPPORTUNITIES

Southern California Edison rebates and incentives, totaling under $80k.

		FY 2022 - 2026 CAPITAL IMPROVEMENT PLAN					
FUNDING SOURCE	**EST. CARRYOVER FUNDING**	**FY 2022**	**FY 2023**	**FY 2024**	**FY 2025**	**FY 2026**	**TOTAL**

110 - GENERAL FUND	213,352	-	-	-	-	-	213,352
TOTAL	**213,352**	**-**	**-**	**-**	**-**	**-**	**213,352**

FUNDING, BY FISCAL YEAR

FY 2022 FUNDING, BY FUND

FY 2022 FY 2023 FY 2024 FY 2025 FY 2026

110

PROJECT NUMBER 75000 — CITY OF CORONA EMERGENCY-RELATED ACTIVITIES

PROGRAM Facilities, Systems and Community Assets

ADMINISTERING DEPARTMENT COMMUNITY DEVELOPMENT

PROGRAM CATEGORY Community Assets and Programmatic Projects

LOCATION Citywide

STRATEGIC PLAN GOAL Safe Community: Protect our quality of life by ensuring the community is safe and clean.

DESCRIPTION

CDBG CARES Act funds for the City of Corona to pay for eligible emergency related activities.

JUSTIFICATION

Federal Government approved the CARES Act in March 2020 and provided CDBG entitlement jurisdictions funding to assist in response to the COVID-19 pandemic. The Council approved the use of a portion of the funds to reimburse the City for eligible expenses related to the response to the pandemic.

CURRENT STATUS

Project is ongoing.

OPERATING BUDGET IMPACT

No operating budget impact associated with this project.

GRANT AND OTHER FUNDING OPPORTUNITIES

CDBG Coronavirus Aid, Relief, and Economic Security Act funds are federal grant funds.

FY 2022 - 2026 CAPITAL IMPROVEMENT PLAN

FUNDING SOURCE	EST. CARRYOVER FUNDING	FY 2022	FY 2023	FY 2024	FY 2025	FY 2026	TOTAL
431 - CDBG FUND	176,000	-	-	-	-	-	176,000
TOTAL	**176,000**	**-**	**-**	**-**	**-**	**-**	**176,000**

FUNDING, BY FISCAL YEAR

FY 2022 FUNDING, BY FUND

FY 2022 FY 2023 FY 2024 FY 2025 FY 2026

431

PROJECT NUMBER AUTO - 819 — CITY OF CORONA: CODE ENFORCEMENT

PROGRAM Facilities, Systems and Community Assets

ADMINISTERING DEPARTMENT COMMUNITY DEVELOPMENT

PROGRAM CATEGORY Community Assets and Programmatic Projects

LOCATION CDBG Target Area

STRATEGIC PLAN GOAL Safe Community: Protect our quality of life by ensuring the community is safe and clean.

DESCRIPTION

The Code Enforcement Program managed by the Community Development Department provides one full-time City Code Enforcement position to the CDBG target area that would otherwise be paid by the General Fund. This position inspects residential dwellings and properties to ensure safe and sanitary housing and preserves aging affordable housing units occupied by low- and moderate- income persons. CDBG funds currently fund this program and provides a necessary service to the CDBG target area without having an impact on the General Fund.

JUSTIFICATION

The City Council approved the 2021-2024 Consolidated Plan for CDBG and HOME Funds on June 17, 2020. Each year, the City Council adopts an Action Plan that describes how these funds will be spent in accordance with the strategies outlined in the five-year Consolidated Plan. The CDBG Code Enforcement Officer activities will focus efforts within the CDBG Target area in furtherance of the strategies.

CURRENT STATUS

New project funding for FY 2022. Code enforcement inspections are an on-going activity.

OPERATING BUDGET IMPACT

No operating budget impact associated with this project.

GRANT AND OTHER FUNDING OPPORTUNITIES

CDBG is the grant fund utilized to pay for this activity.

FY 2022 - 2026 CAPITAL IMPROVEMENT PLAN

FUNDING SOURCE	EST. CARRYOVER FUNDING	FY 2022	FY 2023	FY 2024	FY 2025	FY 2026	TOTAL
431 - CDBG FUND	-	100,000	-	-	-	-	100,000
TOTAL	**-**	**100,000**	**-**	**-**	**-**	**-**	**100,000**

FUNDING, BY FISCAL YEAR

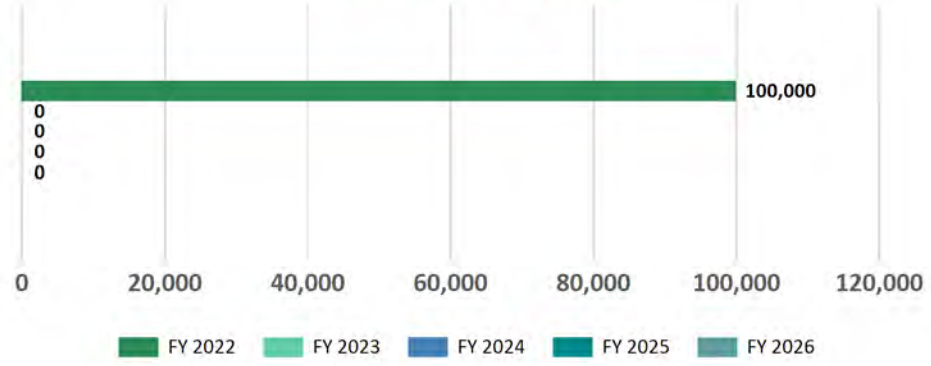

FY 2022 FUNDING, BY FUND

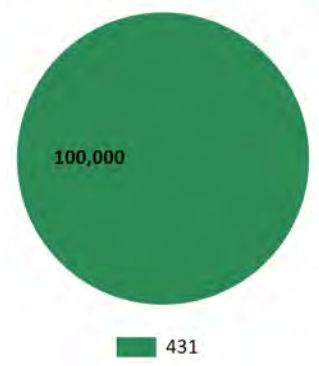

PROJECT NUMBER 75020 — CITY OF CORONA: HOMELESS SHELTER REHABILITATION

PROGRAM Facilities, Systems and Community Assets

ADMINISTERING DEPARTMENT COMMUNITY DEVELOPMENT

PROGRAM CATEGORY City Facility Improvements and Upgrades

LOCATION 420 Harrison Street

STRATEGIC PLAN GOAL Sound Infrastructure: Sustain high quality service delivery by investing in public infrastructure, including parks, buildings, equipment, roads, and technology.

DESCRIPTION

Homeless shelter and navigation center rehabilitation project. CDBG funds utilized for design and construction activities.

JUSTIFICATION

May 2020 the City Council approved a comprehensive homeless strategic plan to provide wrap around services to the homeless population. Part of that effort includes the reopening of the shelter. CDBG funds were allocated and approved by the City Council under the CDBG/HOME FY2020/2021 Action Plan.

CURRENT STATUS

Project is ongoing.

OPERATING BUDGET IMPACT

Operating budget impacts to be provided by Karen Roper.

GRANT AND OTHER FUNDING OPPORTUNITIES

CDBG funds.

		FY 2022 - 2026 CAPITAL IMPROVEMENT PLAN					
FUNDING SOURCE	**EST. CARRYOVER FUNDING**	**FY 2022**	**FY 2023**	**FY 2024**	**FY 2025**	**FY 2026**	**TOTAL**
289 - DWELLING DEVELOPMENT TAX FUND	319,210	-	-	-	-	-	319,210
431 - CDBG FUND	436,127	-	-	-	-	-	436,127
TOTAL	**755,337**	**-**	**-**	**-**	**-**	**-**	**755,337**

FUNDING, BY FISCAL YEAR

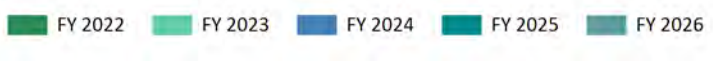

FY 2022 FUNDING, BY FUND

PROJECT NUMBER AUTO - 820 CITY OF CORONA: PUBLIC FACILITIES AND INFRASTRUCTURE

PROGRAM Facilities, Systems and Community Assets

ADMINISTERING DEPARTMENT COMMUNITY DEVELOPMENT

PROGRAM CATEGORY Community Assets and Programmatic Projects

LOCATION CDBG Target Area

STRATEGIC PLAN GOAL Sound Infrastructure: Sustain high quality service delivery by investing in public infrastructure, including parks, buildings, equipment, roads, and technology.

DESCRIPTION

Improve community facilities to ensure that the City can proactively address 1,000 People street homelessness as it occurs through an emergency shelter that provides a venue to assess and assist literally homeless individuals and families. Additionally, invest in the revitalization of existing community facilities and explore options for new community facilities, including the City's aging parks and recreational facilities.

JUSTIFICATION

The City Council approved the 2021-2024 Consolidated Plan for CDBG and HOME Funds on June 17, 2020. Each year, the City Council adopts an Action Plan that describes how these funds will be spent in accordance with the strategies outlined in the five-year Consolidated Plan. The following capital projects are listed in the order of preference:

1. Corona Senior Center Rehabilitation Project
2. Alley Improvement Project
3. Sidewalk Improvement Project

All projects focus efforts within the CDBG Target area in furtherance of the strategies. Funding constraints will only allow for one of the three projects to be funded. Staff will commence efforts with the Corona Senior Center Rehabilitation Project. Should this project not proceed, staff will pivot to the Alley Improvement Project, and last to the Sidewalk Improvement Project.

CURRENT STATUS

New project for FY 2022.

OPERATING BUDGET IMPACT

No operating budget impact associated with this project.

GRANT AND OTHER FUNDING OPPORTUNITIES

CDBG is the grant fund utilized to pay for this activity.

FY 2022 - 2026 CAPITAL IMPROVEMENT PLAN

FUNDING SOURCE	EST. CARRYOVER FUNDING	FY 2022	FY 2023	FY 2024	FY 2025	FY 2026	TOTAL

431 - CDBG FUND	-	714,229	-	-	-	-	714,229
TOTAL	**-**	**714,229**	**-**	**-**	**-**	**-**	**714,229**

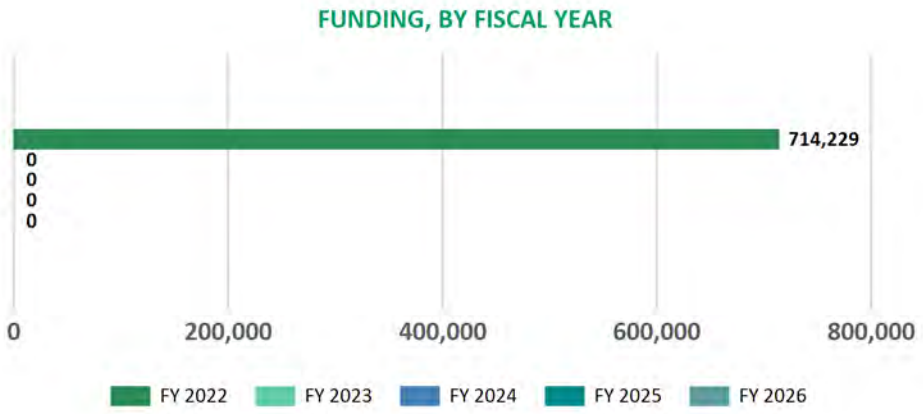

PROJECT NUMBER 69120 — CITY UNIFIED CAMERA PROJECT

PROGRAM Facilities, Systems and Community Assets

ADMINISTERING DEPARTMENT INFORMATION TECHNOLOGY

PROGRAM CATEGORY City Systems and Controls

LOCATION Citywide

STRATEGIC PLAN GOAL High-Performing Government: Improve the efficiency and effectiveness of the City's services to bring government into the 21st Century.

DESCRIPTION

Design to combine and add CCTV high definition cameras and supporting infrastructure Citywide so that the Police Department can monitor various location/areas. Phase I will include the 444 existing cameras and new ones to be purchased as needed for City Hall, the Police Station, Temescal PS Facility, Corporation Yard Buildings, Library, Fleet and Warehouse, three cell site towers, Butterfield, Citrus, City, Cresta Verde, Mountain Gate, and Santana Parks.

JUSTIFICATION

Enhance the security of City facilities and provide footage for investigations in incidents. City cameras if monitored can also be used for preventative actions.

CURRENT STATUS

Project is ongoing. The camera system has been installed by the vendor and the remaining funds are used for ongoing maintenance and support of the original Phase I system install.

OPERATING BUDGET IMPACT

Ongoing maintenance of the cameras and support will increase over time. The current rate is $78,000.

GRANT AND OTHER FUNDING OPPORTUNITIES

No grants or other funding opportunities.

		FY 2022 - 2026 CAPITAL IMPROVEMENT PLAN					
FUNDING SOURCE	**EST. CARRYOVER FUNDING**	**FY 2022**	**FY 2023**	**FY 2024**	**FY 2025**	**FY 2026**	**TOTAL**
110 - GENERAL FUND	462,537	-	-	-	-	-	462,537
213 - LAW ENFORCEMENT DEV FEE	1,289	-	-	-	-	-	1,289
570 - WATER UTILITY	18,715	-	-	-	-	-	18,715

572 - WATER RECLAMATION UTILITY	18,715	-	-	-	-	-	18,715
TOTAL	**501,255**	**-**	**-**	**-**	**-**	**-**	**501,255**

FUNDING, BY FISCAL YEAR

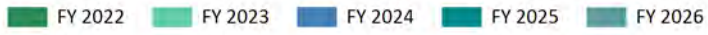

FY 2022 FUNDING, BY FUND

PROJECT NUMBER 70150 — CITY UNIFIED CAMERA PROJECT, PHASE II

PROGRAM Facilities, Systems and Community Assets

ADMINISTERING DEPARTMENT INFORMATION TECHNOLOGY

PROGRAM CATEGORY City Systems and Controls

LOCATION Citywide

STRATEGIC PLAN GOAL High-Performing Government: Improve the efficiency and effectiveness of the City's services to bring government into the 21st Century.

DESCRIPTION

Phase II for the closed-circuit television (CCTV) high definition cameras and supporting infrastructure Citywide for the Police Department to monitor various locations/areas. Phase II includes new cameras to be purchased as needed for the City Hall parking lot/dropbox, 15 Parks, traffic infrastructure, and various DWP facilities.

JUSTIFICATION

Enhance the security of City facilities and provide footage for investigations in incidents. City cameras, if monitored, can also be used for preventative actions.

CURRENT STATUS

Phase II has been mainly completed. The remaining items are waiting for construction or electrical to be completed before additional cameras can be installed.

OPERATING BUDGET IMPACT

Ongoing maintenance of the cameras and support will increase over time. The current rate is $78,000.

GRANT AND OTHER FUNDING OPPORTUNITIES

No grants or other funding opportunities.

		FY 2022 - 2026 CAPITAL IMPROVEMENT PLAN					
FUNDING SOURCE	**EST. CARRYOVER FUNDING**	**FY 2022**	**FY 2023**	**FY 2024**	**FY 2025**	**FY 2026**	**TOTAL**
110 - GENERAL FUND	27,982	-	-	-	-	-	27,982
570 - WATER UTILITY	63,284	-	-	-	-	-	63,284
572 - WATER RECLAMATION UTILITY	148,375	-	-	-	-	-	148,375
682 - FLEET OPERATIONS	30,502	-	-	-	-	-	30,502
TOTAL	**270,142**	**-**	**-**	**-**	**-**	**-**	**270,142**

FUNDING, BY FISCAL YEAR

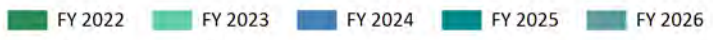

FY 2022 FUNDING, BY FUND

PROJECT NUMBER 86910 — CITYWIDE DEVELOPMENT IMPACT FEE REVIEW

PROGRAM Facilities, Systems and Community Assets

ADMINISTERING DEPARTMENT PUBLIC WORKS

PROGRAM CATEGORY Community Assets and Programmatic Projects

LOCATION Citywide

STRATEGIC PLAN GOAL Financial Stability: Ensure the City has adequate and sustainable financial funding to deliver high-quality services to residents.

DESCRIPTION

Review and update of the Citywide Development Impact Fees to reflect changes in construction costs and remaining developing units.

JUSTIFICATION

Review and update DIF (Nexus study needed)

CURRENT STATUS

On-going

OPERATING BUDGET IMPACT

No operating budget impact associated with this project.

GRANT AND OTHER FUNDING OPPORTUNITIES

User of Development Impact Fees.

		FY 2022 - 2026 CAPITAL IMPROVEMENT PLAN					
FUNDING SOURCE	**EST. CARRYOVER FUNDING**	**FY 2022**	**FY 2023**	**FY 2024**	**FY 2025**	**FY 2026**	**TOTAL**
206 - LIBRARY FAC/COLLECTION FEE	2,832	-	-	-	-	-	2,832
208 - TC LAW ENFORCEMENT FAC FEE	2,832	-	-	-	-	-	2,832
209 - TC FIRE FACILITIES FEE	2,832	-	-	-	-	-	2,832
211 - STREET BRIDGE & SIGNAL DEV FEE	10,007	-	-	-	-	-	10,007
212 - STORM DRAINAGE DEVELOPMENT FEE	5,382	-	-	-	-	-	5,382
213 - LAW ENFORCEMENT DEV FEE	2,832	-	-	-	-	-	2,832
214 - FIRE PROTECTION DEV FEE	2,832	-	-	-	-	-	2,832
215 - COMMUNITY MEEETING DEV FEE	2,832	-	-	-	-	-	2,832

216 - AQUATIC CENTER DEV FEE	1,082	-	-	-	-	-	1,082
TOTAL	**33,463**	**-**	**-**	**-**	**-**	**-**	**33,463**

FUNDING, BY FISCAL YEAR

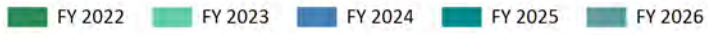

FY 2022 FUNDING, BY FUND

PROJECT NUMBER 86900 — CITYWIDE FACILITIES INVENTORY

PROGRAM Facilities, Systems and Community Assets

ADMINISTERING DEPARTMENT PUBLIC WORKS

PROGRAM CATEGORY Community Assets and Programmatic Projects

LOCATION Citywide

STRATEGIC PLAN GOAL Sound Infrastructure: Sustain high quality service delivery by investing in public infrastructure, including parks, buildings, equipment, roads, and technology.

DESCRIPTION

Inventory of constructed and missing Master Planned facilities as specified by the current Master Facility Plan.

JUSTIFICATION

Update Master planned facilities

CURRENT STATUS

On-going

OPERATING BUDGET IMPACT

No operating budget impact associated with this project.

GRANT AND OTHER FUNDING OPPORTUNITIES

User of Development Impact Fees.

		FY 2022 - 2026 CAPITAL IMPROVEMENT PLAN					
FUNDING SOURCE	**EST. CARRYOVER FUNDING**	**FY 2022**	**FY 2023**	**FY 2024**	**FY 2025**	**FY 2026**	**TOTAL**
206 - LIBRARY FAC/COLLECTION FEE	4,000	-	-	-	-	-	4,000
208 - TC LAW ENFORCEMENT FAC FEE	4,000	-	-	-	-	-	4,000
209 - TC FIRE FACILITIES FEE	4,000	-	-	-	-	-	4,000
211 - STREET BRIDGE & SIGNAL DEV FEE	9,900	-	-	-	-	-	9,900
212 - STORM DRAINAGE DEVELOPMENT FEE	47,297	-	-	-	-	-	47,297
213 - LAW ENFORCEMENT DEV FEE	4,000	-	-	-	-	-	4,000
214 - FIRE PROTECTION DEV FEE	3,956	-	-	-	-	-	3,956
215 - COMMUNITY MEEETING DEV FEE	4,000	-	-	-	-	-	4,000
216 - AQUATIC CENTER DEV FEE	5,645	-	-	-	-	-	5,645

274 - LANDSCAPING FACILITIES FEE	2,370	-	-	-	-	-	2,370
TOTAL	**89,168**	**-**	**-**	**-**	**-**	**-**	**89,168**

FUNDING, BY FISCAL YEAR

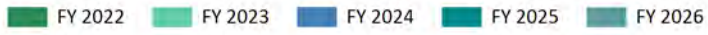

FY 2022 FUNDING, BY FUND

PROJECT NUMBER AUTO - 732 — CITYWIDE TRASH CAN ENCLOSURE

PROGRAM Facilities, Systems and Community Assets

ADMINISTERING DEPARTMENT MAINTENANCE SERVICES

PROGRAM CATEGORY General Safety, Maintenance and Other Improvements

LOCATION Citywide

STRATEGIC PLAN GOAL Safe Community: Protect our quality of life by ensuring the community is safe and clean.

DESCRIPTION

A number of different individuals have thrown trash into the dumpsters throughout the City. In an effort to promote a more waste conscious environment, MSD proposes the addition of roofs over the trash can enclosure and locks that only WM can open.

JUSTIFICATION

There are no major consequences if this project is deferred.

CURRENT STATUS

This is not a currently approved project. Budget request in FY 2024.

OPERATING BUDGET IMPACT

There would be no impact to the operating budget, but staff would spend less time cleaning trash enclosures.

GRANT AND OTHER FUNDING OPPORTUNITIES

No grants or other funding opportunities.

		FY 2022 - 2026 CAPITAL IMPROVEMENT PLAN					
FUNDING SOURCE	**EST. CARRYOVER FUNDING**	**FY 2022**	**FY 2023**	**FY 2024**	**FY 2025**	**FY 2026**	**TOTAL**
110 - GENERAL FUND	-	-	-	22,000	-	-	22,000
TOTAL	**-**	**-**	**-**	**22,000**	**-**	**-**	**22,000**

FUNDING, BY FISCAL YEAR

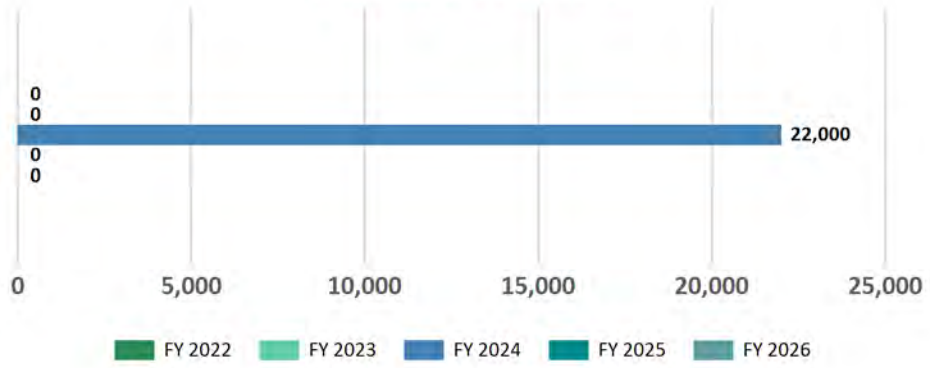

FY 2022 FUNDING, BY FUND

PROJECT NUMBER 61690 — CIVIC CENTER GYMNASIUM

PROGRAM Facilities, Systems and Community Assets

ADMINISTERING DEPARTMENT MAINTENANCE SERVICES

PROGRAM CATEGORY City Facility Improvements and Upgrades

LOCATION Civic Center Gym

STRATEGIC PLAN GOAL Sound Infrastructure: Sustain high quality service delivery by investing in public infrastructure, including parks, buildings, equipment, roads, and technology.

DESCRIPTION

A Capital Improvement Project (CIP) dedicated to the maintenance and repair of the Civic Center Gym.

JUSTIFICATION

This project ensures that Civic Center Gym is kept in a good condition. If maintenance projects are deferred, the City may incur larger maintenance projects.

CURRENT STATUS

Project is ongoing.

OPERATING BUDGET IMPACT

Completing these projects will reduce the number of high costing maintenance projects.

GRANT AND OTHER FUNDING OPPORTUNITIES

No grants or other funding opportunities.

		FY 2022 - 2026 CAPITAL IMPROVEMENT PLAN					
FUNDING SOURCE	**EST. CARRYOVER FUNDING**	**FY 2022**	**FY 2023**	**FY 2024**	**FY 2025**	**FY 2026**	**TOTAL**
110 - GENERAL FUND	20,000	-	20,000	-	-	-	40,000
TOTAL	**20,000**	**-**	**20,000**	**-**	**-**	**-**	**40,000**

FUNDING, BY FISCAL YEAR

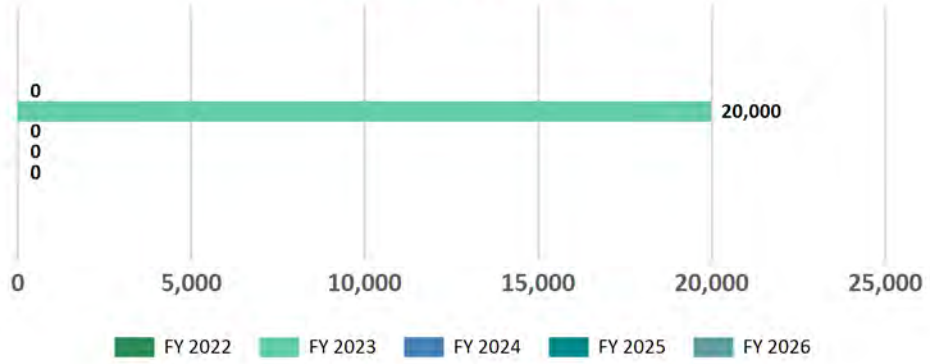

FY 2022 FUNDING, BY FUND

PROJECT NUMBER AUTO - 731 — CNG COMPRESSOR REMEDIATION

PROGRAM Facilities, Systems and Community Assets

ADMINISTERING DEPARTMENT MAINTENANCE SERVICES

PROGRAM CATEGORY City Facility Improvements and Upgrades

LOCATION Cota Street

STRATEGIC PLAN GOAL Sound Infrastructure: Sustain high quality service delivery by investing in public infrastructure, including parks, buildings, equipment, roads, and technology.

DESCRIPTION

There are two compressors at the CNG station: a lead and a lag. The lead should sustain the system, but when it cannot, the lag will kick in. Currently, both the lead and the lag are running. This project will address the problem proactively and prevent any catastrophic failure.

JUSTIFICATION

Delaying this project will result in high demand on the compressors. If both compressors are not in service, users of the CNG station may not be able to obtain product. A number of public services utilize this system.

CURRENT STATUS

A vendor is currently working on the evaluation. This proposed CIP would put the evaluation/recommendation in place.

OPERATING BUDGET IMPACT

CNG Compressor costs have increased because of additional demand on the system. The Fleet fund will continue to see significant corrective maintenance costs until the compressors are fixed.

GRANT AND OTHER FUNDING OPPORTUNITIES

No grants or other funding opportunities for this project.

		FY 2022 - 2026 CAPITAL IMPROVEMENT PLAN					
FUNDING SOURCE	**EST. CARRYOVER FUNDING**	**FY 2022**	**FY 2023**	**FY 2024**	**FY 2025**	**FY 2026**	**TOTAL**
682 - FLEET OPERATIONS	-	150,000	-	-	-	-	150,000
TOTAL	**-**	**150,000**	**-**	**-**	**-**	**-**	**150,000**

FUNDING, BY FISCAL YEAR

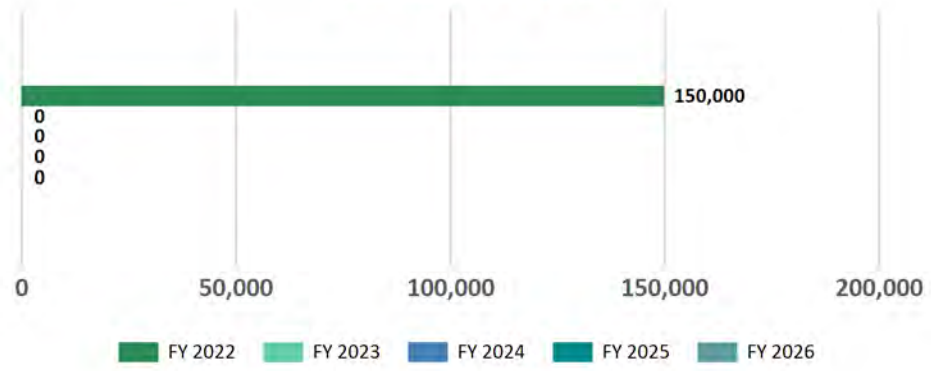

FY 2022 FUNDING, BY FUND

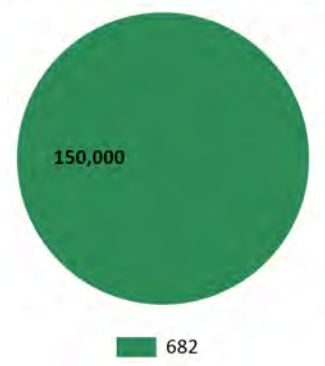

PROJECT NUMBER 73090 — CNG STATION FUEL MASTER SOFTWARE UPGRADE

PROGRAM Facilities, Systems and Community Assets

ADMINISTERING DEPARTMENT INFORMATION TECHNOLOGY

PROGRAM CATEGORY City Systems and Controls

LOCATION Citywide

STRATEGIC PLAN GOAL Sound Infrastructure: Sustain high quality service delivery by investing in public infrastructure, including parks, buildings, equipment, roads, and technology.

DESCRIPTION

Upgrade the Fuelmaster software which controls the City's Compressed Natural Gas (CNG) stations.

JUSTIFICATION

The current software is running on an unsupported and unsecured operating system. This upgrade is required to meet Payment Card Industry (PCI) compliance and reduce liability to the City.

CURRENT STATUS

Project is in the planning phase.

OPERATING BUDGET IMPACT

Ongoing software maintenance costs

GRANT AND OTHER FUNDING OPPORTUNITIES

No grants or other funding opportunities.

		FY 2022 - 2026 CAPITAL IMPROVEMENT PLAN					
FUNDING SOURCE	**EST. CARRYOVER FUNDING**	**FY 2022**	**FY 2023**	**FY 2024**	**FY 2025**	**FY 2026**	**TOTAL**
681 - INFORMATION TECHNOLOGY	25,000	-	-	-	-	-	25,000
TOTAL	**25,000**	**-**	**-**	**-**	**-**	**-**	**25,000**

FUNDING, BY FISCAL YEAR

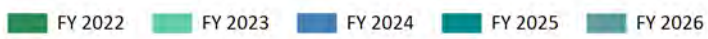

FY 2022 FUNDING, BY FUND

PROJECT NUMBER 72080 — COMMUNITY CENTER FACILITIES CAPITAL IMPROVEMENTS

PROGRAM Facilities, Systems and Community Assets

ADMINISTERING DEPARTMENT MAINTENANCE SERVICES

PROGRAM CATEGORY City Facility Improvements and Upgrades

LOCATION Various Community Centers

STRATEGIC PLAN GOAL Sound Infrastructure: Sustain high quality service delivery by investing in public infrastructure, including parks, buildings, equipment, roads, and technology.

DESCRIPTION

A Capital Improvement Project (CIP) dedicated to the maintenance and repair of community centers throughout the City. CCC Repair Roof Leak: This project would repair a roof leak in the Circle City Center. VAC Interior Painting: This building is used as a public day care. Repainting the interior would result in a more professional daycare setting. CCC, Room A T-Bar Ceiling in Classroom: This project is for the installation of an acoustic T-Bar ceiling in class room at Circle City Center. The Classroom A ceiling needs to be finished because the room is used for rentals and programs.

JUSTIFICATION

This project ensures that the various Community Centers throughout the City are kept in good condition. If maintenance projects are deferred, the City may incur larger maintenance projects. CCC Repair Roof Leak: The leak will cause potential damage to the floor and is a safety slip hazard. There is water leaking in the basketball gym during banquets. This is also a safety concern because people may slip during basketball games. VAC Interior Painting: Repainting the interior would result in a more professional daycare setting. There are no consequences if this project is deferred. CCC Room A T-Bar Ceiling in Classroom: Classroom cannot be used until the ceiling is placed.

CURRENT STATUS

Senior center partitions are currently in progress. Wall mounted exterior ladder to be completed by February 2021. Senior center lighting improvements to be coordinated with ADA project (6869). Senior center median in parking lot has been removed.

OPERATING BUDGET IMPACT

Completing these projects will reduce the number of high costing maintenance projects. CCC Repair Roof Leak: Repairing the roof leak will prevent more significant corrective maintenance costs to the operating budget. VAC Interior Painting: There may be minor maintenance costs as painting becomes worn again; however, there will be no significant operating impact. CCC Room A T-Bar Ceiling in Classroom: The current room has no ceiling in place, so there is heat/cool air loss. The project may result in an HVAC energy savings because the ceiling will trap the cool/hot air in the room.

GRANT AND OTHER FUNDING OPPORTUNITIES

No grants or other funding opportunities.

FY 2022 - 2026 CAPITAL IMPROVEMENT PLAN

FUNDING SOURCE	EST. CARRYOVER FUNDING	FY 2022	FY 2023	FY 2024	FY 2025	FY 2026	TOTAL

110 - GENERAL FUND	164,231	70,000	25,000	30,000	-	-	289,231
TOTAL	**164,231**	**70,000**	**25,000**	**30,000**	**-**	**-**	**289,231**

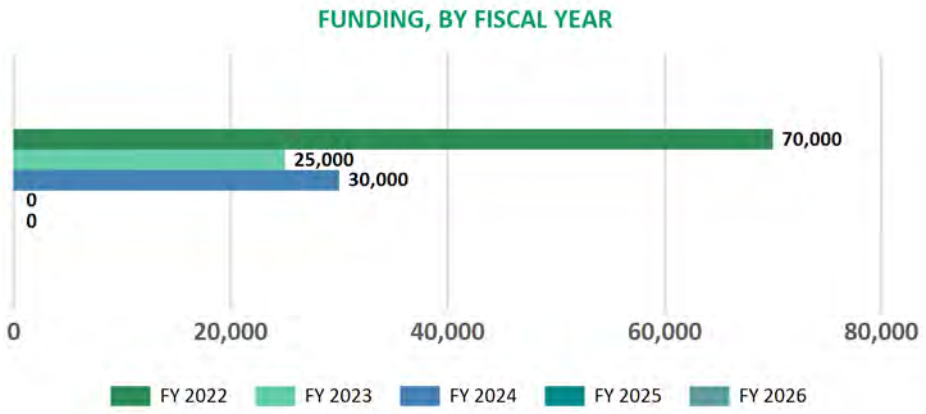

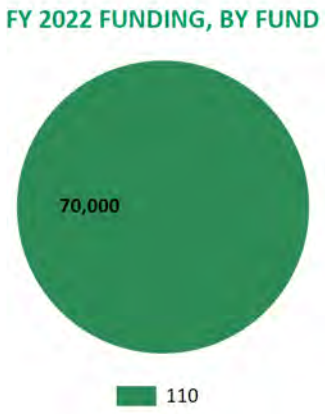

PROJECT NUMBER 63800 — COMMUNITY EVENTS - CO-SPONSORED

PROGRAM Facilities, Systems and Community Assets

ADMINISTERING DEPARTMENT CITY MANAGER'S OFFICE

PROGRAM CATEGORY Community Assets and Programmatic Projects

LOCATION Citywide

STRATEGIC PLAN GOAL Sense of Place: Build community through celebrating our rich heritage, increasing access to recreational and cultural activities, and improving the relationship between the City and residents.

DESCRIPTION

Co-sponsor community events and City signature events.

JUSTIFICATION

City co-sponsorship is available to non-profit organizations that are hosting an event within the City that provides some benefit to the residents of Corona. The co-sponsorship is in the form of an “in-kind” donation of City services and not a direct monetary contribution.

CURRENT STATUS

Project is ongoing.

OPERATING BUDGET IMPACT

No operating budget impact associated with this project.

GRANT AND OTHER FUNDING OPPORTUNITIES

No grants or other funding opportunities for this project.

		FY 2022 - 2026 CAPITAL IMPROVEMENT PLAN					
FUNDING SOURCE	**EST. CARRYOVER FUNDING**	**FY 2022**	**FY 2023**	**FY 2024**	**FY 2025**	**FY 2026**	**TOTAL**
110 - GENERAL FUND	51,968	-	-	-	-	-	51,968
TOTAL	**51,968**	**-**	**-**	**-**	**-**	**-**	**51,968**

FUNDING, BY FISCAL YEAR

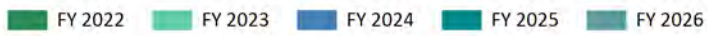

FY 2022 FUNDING, BY FUND

PROJECT NUMBER 71698 — COMMUNITY HOUSING DEVELOPMENT ORGANIZATION

PROGRAM Facilities, Systems and Community Assets

ADMINISTERING DEPARTMENT COMMUNITY DEVELOPMENT

PROGRAM CATEGORY Community Assets and Programmatic Projects

LOCATION Citywide

STRATEGIC PLAN GOAL Safe Community: Protect our quality of life by ensuring the community is safe and clean.

DESCRIPTION

HOME CHDO set aside funds to be used for the preservation or creation of low income housing, in partnership with a CHDO certified firm.

JUSTIFICATION

HUD regulation require 20% of HOME grant be set aside for CHDO eligible activity.

2016 set aside makes up balance; set aside for FY2017, 2018, 2019 & 2020 was waived under the CARES Act and allocated into the TBRA program, CIP 75030 432

CURRENT STATUS

Insufficient funds to develop project at this time.

OPERATING BUDGET IMPACT

No operating budget impact associated with this project.

GRANT AND OTHER FUNDING OPPORTUNITIES

No grants or other funding opportunities.

		FY 2022 - 2026 CAPITAL IMPROVEMENT PLAN					
FUNDING SOURCE	**EST. CARRYOVER FUNDING**	**FY 2022**	**FY 2023**	**FY 2024**	**FY 2025**	**FY 2026**	**TOTAL**
432 - HOME INVSTMT PRTNSP PG	44,548	74,564	-	-	-	-	119,112
TOTAL	**44,548**	**74,564**	**-**	**-**	**-**	**-**	**119,112**

FUNDING, BY FISCAL YEAR

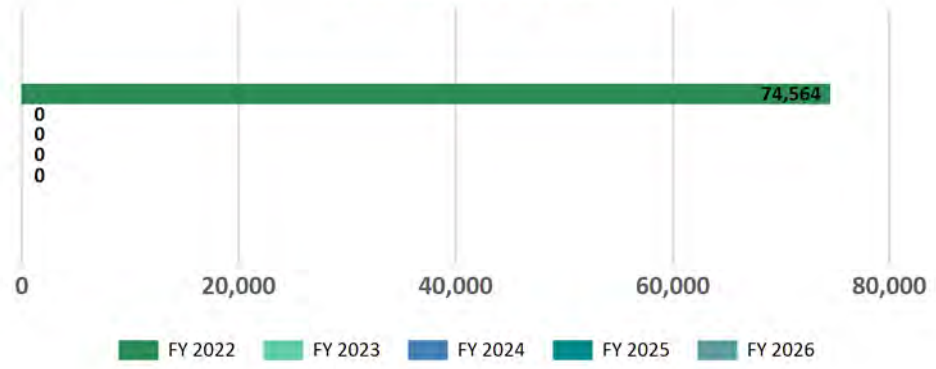

FY 2022 FUNDING, BY FUND

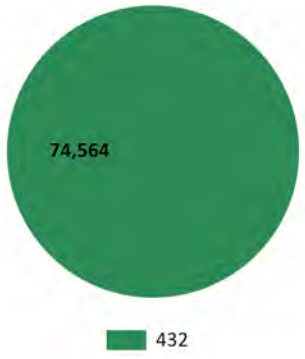

PROJECT NUMBER AUTO - 796 COMPREHENSIVE FIRE STATION ASSESSMENT & REBUILD/REMODEL

PROGRAM Facilities, Systems and Community Assets

ADMINISTERING DEPARTMENT FIRE

PROGRAM CATEGORY City Facility Improvements and Upgrades

LOCATION Citywide

STRATEGIC PLAN GOAL Sound Infrastructure: Sustain high quality service delivery by investing in public infrastructure, including parks, buildings, equipment, roads, and technology.

DESCRIPTION

Comprehensive Fire Station Assessment & Rebuild/Remodel Plan

JUSTIFICATION

Several of the City's fire stations are over 50 years old and in need of extensive rehabilitation or replacement. In order to evaluate and prioritize the facilities requiring improvement, an outside vendor is required. This vendor will be responsible for conducting a comprehensive assessment and survey of the City's fire facilities.

CURRENT STATUS

New project beginning in 2022.

OPERATING BUDGET IMPACT

No operating budget impact. This project is an assessment of the fire stations and will determine the future costs to rebuild/remodel stations.

GRANT AND OTHER FUNDING OPPORTUNITIES

No grants or other funding opportunities.

		FY 2022 - 2026 CAPITAL IMPROVEMENT PLAN					
FUNDING SOURCE	**EST. CARRYOVER FUNDING**	**FY 2022**	**FY 2023**	**FY 2024**	**FY 2025**	**FY 2026**	**TOTAL**
110 - GENERAL FUND	-	400,000	-	-	-	-	400,000
TOTAL	**-**	**400,000**	**-**	**-**	**-**	**-**	**400,000**

FUNDING, BY FISCAL YEAR

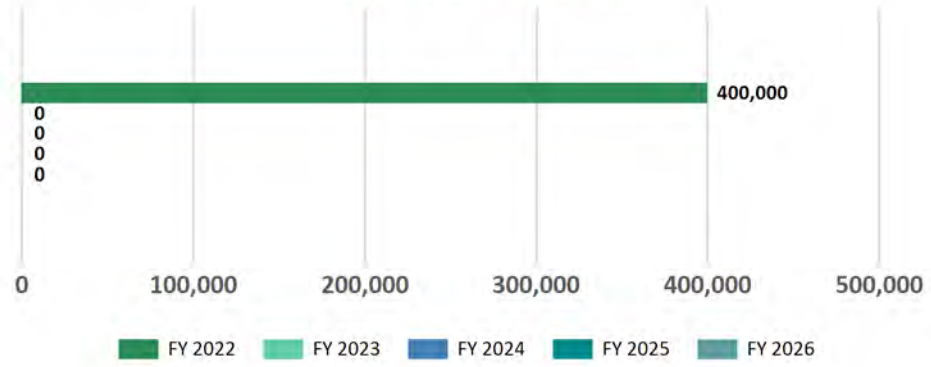

FY 2022 FUNDING, BY FUND

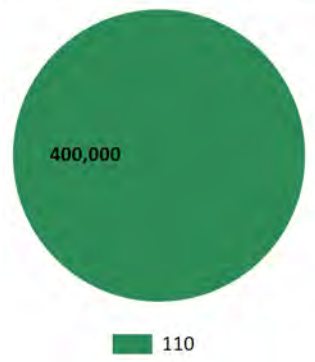

PROJECT NUMBER 71700 — CORONA INNOVATION CENTER

PROGRAM Facilities, Systems and Community Assets

ADMINISTERING DEPARTMENT CITY MANAGER'S OFFICE

PROGRAM CATEGORY Community Assets and Programmatic Projects

LOCATION Old Police Station on Sixth Street

STRATEGIC PLAN GOAL Sound Infrastructure: Sustain high quality service delivery by investing in public infrastructure, including parks, buildings, equipment, roads, and technology.

DESCRIPTION

Renovations of the former Police Station located on Sixth Street.

JUSTIFICATION

The City of Corona has had a longtime interest in creating an innovation center to house economic development resource partners and incubate startup businesses. The facility will help ensure that Corona maintains its economic position in the inland empire and continues fostering business innovation through developing science, technology, and research driven enterprises for the region.

CURRENT STATUS

Project is ongoing.

OPERATING BUDGET IMPACT

No operating budget impact associated with this project.

GRANT AND OTHER FUNDING OPPORTUNITIES

To move forward with this effort, the City is seeking state and/or federal dollars to secure and renovate a facility that can serve as the Corona Innovation Center.

FY 2022 - 2026 CAPITAL IMPROVEMENT PLAN

FUNDING SOURCE	EST. CARRYOVER FUNDING	FY 2022	FY 2023	FY 2024	FY 2025	FY 2026	TOTAL
110 - GENERAL FUND	120,578	-	-	-	-	-	120,578
TOTAL	**120,578**	**-**	**-**	**-**	**-**	**-**	**120,578**

FUNDING, BY FISCAL YEAR

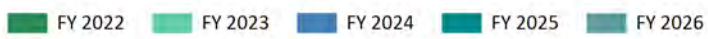

FY 2022 FUNDING, BY FUND

PROJECT NUMBER 77090 — CORONA MALL BID ESTABLISHMENT

PROGRAM Facilities, Systems and Community Assets

ADMINISTERING DEPARTMENT CITY MANAGER'S OFFICE

PROGRAM CATEGORY Community Assets and Programmatic Projects

LOCATION Corona Mall

STRATEGIC PLAN GOAL Sense of Place: Build community through celebrating our rich heritage, increasing access to recreational and cultural activities, and improving the relationship between the City and residents.

DESCRIPTION

On August 19, 2020, the City Council and Corona Housing Authority approved Amendment 2b to the Disposition and Development Agreement with Lab Holding, LLC amending the agreement such that, the City will pay for any consultant expenses incurred by the Developer to prepare the necessary documentation to form the Business Improvement District in the Corona Mall North.

JUSTIFICATION

Amendment 2b provides that if the Developer initiates the process to establish a new BID, the City will pay for any consultant expenses incurred by the Developer to prepare the necessary documentation to form the BID, in an amount not-to-exceed $135,000.

CURRENT STATUS

Project is ongoing.

OPERATING BUDGET IMPACT

No operating budget impact associated with this project.

GRANT AND OTHER FUNDING OPPORTUNITIES

No grants or other funding opportunities for this project.

FY 2022 - 2026 CAPITAL IMPROVEMENT PLAN

FUNDING SOURCE	EST. CARRYOVER FUNDING	FY 2022	FY 2023	FY 2024	FY 2025	FY 2026	TOTAL
110 - GENERAL FUND	132,040	-	-	-	-	-	132,040
TOTAL	**132,040**	**-**	**-**	**-**	**-**	**-**	**132,040**

FUNDING, BY FISCAL YEAR

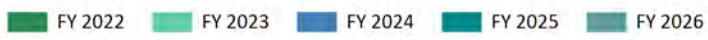

FY 2022 FUNDING, BY FUND

PROJECT NUMBER 79000 — CORONA MALL BREEZEWAY & PARKING LOT REHABILITATION

PROGRAM Facilities, Systems and Community Assets

ADMINISTERING DEPARTMENT PUBLIC WORKS

PROGRAM CATEGORY Community Assets and Programmatic Projects

LOCATION Corona Mall at Main Street/6th Street

STRATEGIC PLAN GOAL Sound Infrastructure: Sustain high quality service delivery by investing in public infrastructure, including parks, buildings, equipment, roads, and technology.

DESCRIPTION

The Corona Mall Breezeway & Parking Lot Rehabilitation Project includes improvements at the Corona Mall breezeway and two auxiliary parking lots.
The improvements at the Corona Mall breezeway will include replacement of damaged sidewalks, removal of tree planters, and replacement of a grate inlet to improve the existing storm drain system. The improvements on the parking lots will include pavement rehabilitation, striping, and parking improvements to meet the requirements of the Americans with Disabilities Act (ADA), and other ancillary improvements.

JUSTIFICATION

Completion of the project will repair, replace, and install infrastructure improvements that contribute to the safety and mobility of Corona residents

CURRENT STATUS

Project in construction

OPERATING BUDGET IMPACT

No operating budget impact associated with this project.

GRANT AND OTHER FUNDING OPPORTUNITIES

No grants or other funding opportunities for this project.

FY 2022 - 2026 CAPITAL IMPROVEMENT PLAN

FUNDING SOURCE	EST. CARRYOVER FUNDING	FY 2022	FY 2023	FY 2024	FY 2025	FY 2026	TOTAL
218 - CORONA MALL BUSINESS IMPRV DIS	324,149	-	-	-	-	-	324,149
TOTAL	**324,149**	**-**	**-**	**-**	**-**	**-**	**324,149**

FUNDING, BY FISCAL YEAR

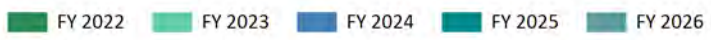

FY 2022 FUNDING, BY FUND

PROJECT NUMBER 84220 — CORONA MALL BUSINESS IMPROVEMENT DISTRICT

PROGRAM Facilities, Systems and Community Assets

ADMINISTERING DEPARTMENT COMMUNITY DEVELOPMENT

PROGRAM CATEGORY Community Assets and Programmatic Projects

LOCATION Downtown

STRATEGIC PLAN GOAL Sound Infrastructure: Sustain high quality service delivery by investing in public infrastructure, including parks, buildings, equipment, roads, and technology.

DESCRIPTION

Corona Mall Business Improvement District assessments collected from July 2010 through June 2020 will be utilized to conduct maintenance and repairs of parking lots, sidewalks and landscape improvements within the boundaries of the Corona Mall Business Improvement District.

JUSTIFICATION

In accordance with the annual assessment and BID Engineers report, a portion of the collected assessment was set aside for "capital needs" which included infrastructure maintenance, replacement and repairs. A portion of the balance of these funds will be used to conduct parking lot maintenance to extend the life of the parking areas.

CURRENT STATUS

Project awarded in Q3 of FY2020/2021

OPERATING BUDGET IMPACT

As of July 1, 2020, all Corona Mall parking lots and common pedestrian areas became city assets. These assets are maintained by Community Services Department. Refer to their operating budget for impacts.

GRANT AND OTHER FUNDING OPPORTUNITIES

Corona Mall Business Improvement District assessment funds.

		FY 2022 - 2026 CAPITAL IMPROVEMENT PLAN					
FUNDING SOURCE	**EST. CARRYOVER FUNDING**	**FY 2022**	**FY 2023**	**FY 2024**	**FY 2025**	**FY 2026**	**TOTAL**
218 - CORONA MALL BUSINESS IMPRV DIS	332,233	-	-	-	-	-	332,233
TOTAL	**332,233**	**-**	**-**	**-**	**-**	**-**	**332,233**

FUNDING, BY FISCAL YEAR

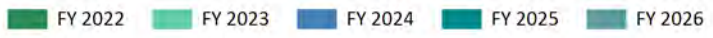

FY 2022 FUNDING, BY FUND

PROJECT NUMBER 68630 — CORONA N MAIN DEVELOPMENT OWNER PARTICIPATION AGREEMENT

PROGRAM Facilities, Systems and Community Assets

ADMINISTERING DEPARTMENT COMMUNITY DEVELOPMENT

PROGRAM CATEGORY Community Assets and Programmatic Projects

LOCATION The Metro Apartments on N. Main Street

STRATEGIC PLAN GOAL Strong Economy: Expand the local economy by supporting local businesses, providing opportunities for new businesses, and ensuring there are ample opportunities for job seekers.

DESCRIPTION

Reimbursement per the Owner Participation Agreement (OPA) for Public Improvements.

JUSTIFICATION

Financial obligation of the former Redevelopment Agency of the City of Corona.

CURRENT STATUS

Project is complete.

OPERATING BUDGET IMPACT

No operating budget impact associated with this project.

GRANT AND OTHER FUNDING OPPORTUNITIES

No grants or other funding opportunities.

		FY 2022 - 2026 CAPITAL IMPROVEMENT PLAN					
FUNDING SOURCE	**EST. CARRYOVER FUNDING**	**FY 2022**	**FY 2023**	**FY 2024**	**FY 2025**	**FY 2026**	**TOTAL**
417 - RDA SUCCESSOR AGENCY-CP	166,344	550,000	561,000	572,220	583,664	595,338	3,028,566
TOTAL	**166,344**	**550,000**	**561,000**	**572,220**	**583,664**	**595,338**	**3,028,566**

FUNDING, BY FISCAL YEAR

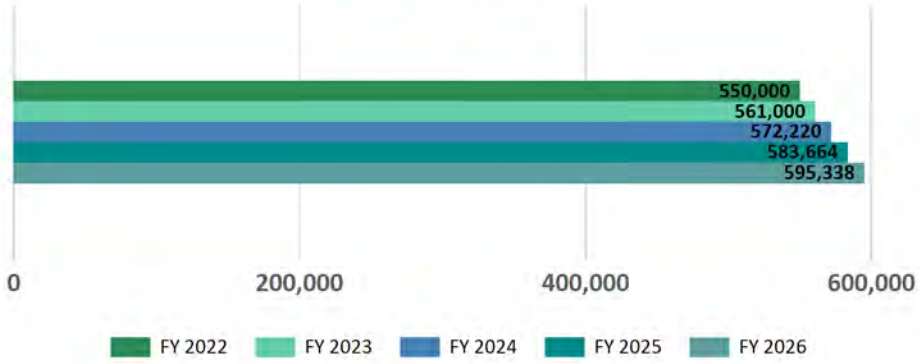

FY 2022 FUNDING, BY FUND



PROJECT NUMBER 68920 — CORPORATION YARD FACILITY CAPITAL IMPROVEMENTS

PROGRAM Facilities, Systems and Community Assets

ADMINISTERING DEPARTMENT MAINTENANCE SERVICES

PROGRAM CATEGORY City Facility Improvements and Upgrades

LOCATION Corporation Yard

STRATEGIC PLAN GOAL Sound Infrastructure: Sustain high quality service delivery by investing in public infrastructure, including parks, buildings, equipment, roads, and technology.

DESCRIPTION

A Capital Improvement Project (CIP) dedicated to the maintenance and repair of the City's Corporation Yard. Fleet Wash Bay Epoxy & Painting: There are corrosion issues at the structure's support bases. The project would include the installation of an overhead swivel in the middle bay due to consistent swivel failure at the north and south hose reels. These pose safety issues. In addition, there would be a conversion to LED lighting as 80% of the existing lights have failed. Warehouse Office Enclosure: This will be the addition of an enclosure around the workspace at the Warehouse. It may include the addition of an AC unit for the hot summer months. Corpyard Stripe Curbs & ADA Path of Travel: This project will stripe the curbs and the ADA path of travel throughout the Corp Yard.

JUSTIFICATION

This project ensures that the facilities at Corp Yard are kept in good condition. If maintenance projects are deferred, the City may incur larger maintenance projects. Fleet Wash Bay Epoxy & Painting: There are structural and safety issues if these items are deferred. WH Office Enclosure: During the summer months, the Warehouse sees extreme heat conditions. Not completing this project creates a safety concern for warehouse staff. The warehouse currently has a single person office with AC, but two staff members, leaving one without AC in extreme heat events. CY Stripe Curbs & ADA Path of Travel: Completing this project would result in better striped curbs and shown ADA path of travel throughout the Corp Yard area. Currently, the striping and curbs are fading.

CURRENT STATUS

Project is ongoing.

OPERATING BUDGET IMPACT

Completing these projects will reduce the number of high costing maintenance projects. Fleet Wash Bay Epoxy & Painting: Proactively painting these structures will prevent a significant operating impact and full replacement of the structures. WH Office Enclosure: There would be no impact to the operating budget for this project. CY Stripe Curbs & ADA Path of Travel: Completing this project would have no significant operating impact; however, with the progression of time, the striping would fade and need to be repaired again.

GRANT AND OTHER FUNDING OPPORTUNITIES

No grants or other funding opportunities.

		FY 2022 - 2026 CAPITAL IMPROVEMENT PLAN					
FUNDING SOURCE	**EST. CARRYOVER FUNDING**	**FY 2022**	**FY 2023**	**FY 2024**	**FY 2025**	**FY 2026**	**TOTAL**
110 - GENERAL FUND	169	40,000	-	31,800	-	-	71,969
680 - WAREHOUSE SERVICE	-	35,000	-	-	-	-	35,000

682 - FLEET OPERATIONS	77,500	30,000	-	10,000	-	-	117,500
TOTAL	**77,669**	**105,000**	**-**	**41,800**	**-**	**-**	**224,469**

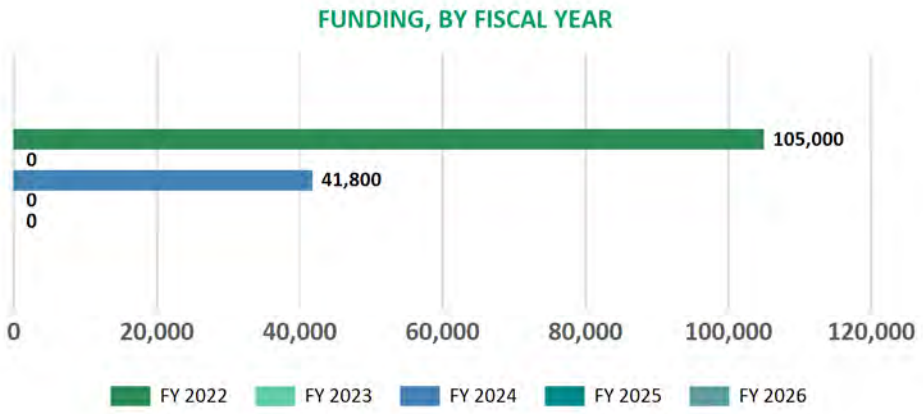

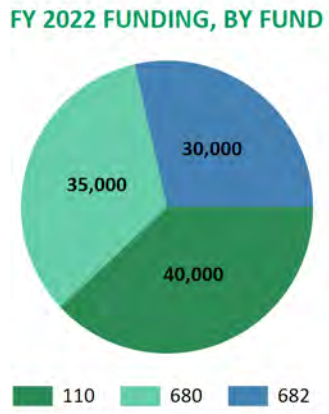

PROJECT NUMBER AUTO - 783 DEVICE COMPLIANCE - SECURITY REMEDIATION

PROGRAM Facilities, Systems and Community Assets

ADMINISTERING DEPARTMENT INFORMATION TECHNOLOGY

PROGRAM CATEGORY City Systems and Controls

LOCATION Citywide

STRATEGIC PLAN GOAL High-Performing Government: Improve the efficiency and effectiveness of the City's services to bring government into the 21st Century.

DESCRIPTION

Implement a solution that ensures devices meet security compliance before allowing access to the network.

JUSTIFICATION

This will protect the City network by providing an added layer of security that will ensure devices meet City security standards before being allowed access to the network. Such standards could be to ensure that a device is using a current operating system with current patches and anti-virus definitions. If a device is out of compliance it will be quarantined and provided a method to remedy the security deficiency.

CURRENT STATUS

New project in FY 2022.

OPERATING BUDGET IMPACT

Estimated $20K year four and beyond annual impact.

GRANT AND OTHER FUNDING OPPORTUNITIES

No grants or other funding opportunities.

		FY 2022 - 2026 CAPITAL IMPROVEMENT PLAN					
FUNDING SOURCE	**EST. CARRYOVER FUNDING**	**FY 2022**	**FY 2023**	**FY 2024**	**FY 2025**	**FY 2026**	**TOTAL**
681 - INFORMATION TECHNOLOGY	-	120,000	-	-	-	-	120,000
TOTAL	**-**	**120,000**	**-**	**-**	**-**	**-**	**120,000**

FUNDING, BY FISCAL YEAR

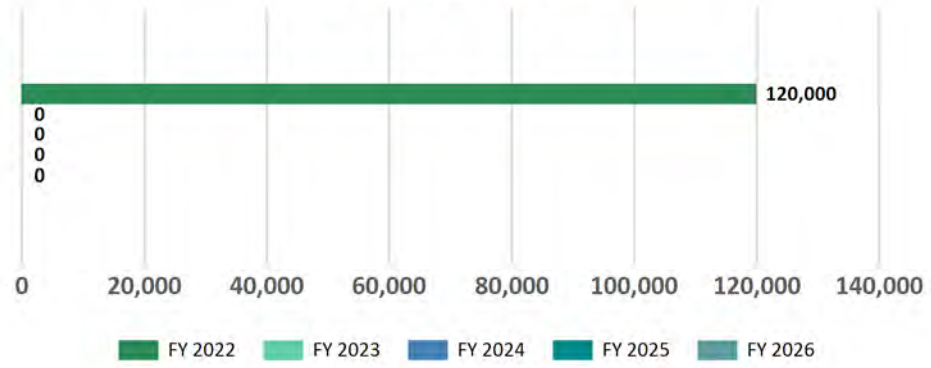

FY 2022 FUNDING, BY FUND

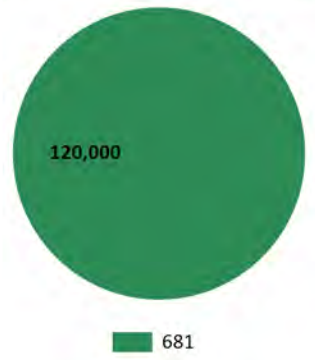

PROJECT NUMBER AUTO - 742 DWP CONFERENCE ROOM UPGRADES

PROGRAM Facilities, Systems and Community Assets

ADMINISTERING DEPARTMENT DEPT OF WATER AND POWER

PROGRAM CATEGORY City Facility Improvements and Upgrades

LOCATION Corporation Yard

STRATEGIC PLAN GOAL High-Performing Government: Improve the efficiency and effectiveness of the City's services to bring government into the 21st Century.

DESCRIPTION

This project will upgrade and improve the conference room equipment throughout the Department of Water & Power's (DWP) facilities at 755 Public Safety Way. Improved upgrades will allow for more efficient and interactive meetings that help the department achieve its mission and goals.

JUSTIFICATION

This project will upgrade the conference rooms at the DWP HQ. Completion of this project will result in a meeting space that is more conducive to interactive meetings. These meetings are held throughout the year with internal staff and external vendors. There are no consequences if this project is not yet completed.

CURRENT STATUS

This project is planned for future years.

OPERATING BUDGET IMPACT

There would be little impact to the operating budget. IT recently put all of the City's Audio/Visual equipment on a maintenance contract, so this would fall under that if any issues arise. FY 2021 is the first year that IT placed this on the maintenance contact. In the future, these would be charged through CAP.

GRANT AND OTHER FUNDING OPPORTUNITIES

There are no known grants or other funding opportunities.

		FY 2022 - 2026 CAPITAL IMPROVEMENT PLAN					
FUNDING SOURCE	**EST. CARRYOVER FUNDING**	**FY 2022**	**FY 2023**	**FY 2024**	**FY 2025**	**FY 2026**	**TOTAL**
567 - RECLAIMED WATER UTILITY	-	-	767	-	-	-	767
570 - WATER UTILITY	-	-	38,328	-	-	-	38,328
572 - WATER RECLAMATION UTILITY	-	-	34,495	-	-	-	34,495

578 - ELECTRIC UTILITY	-	-	3,067	-	-	-	3,067
TOTAL	**-**	**-**	**76,657**	**-**	**-**	**-**	**76,657**

FUNDING, BY FISCAL YEAR

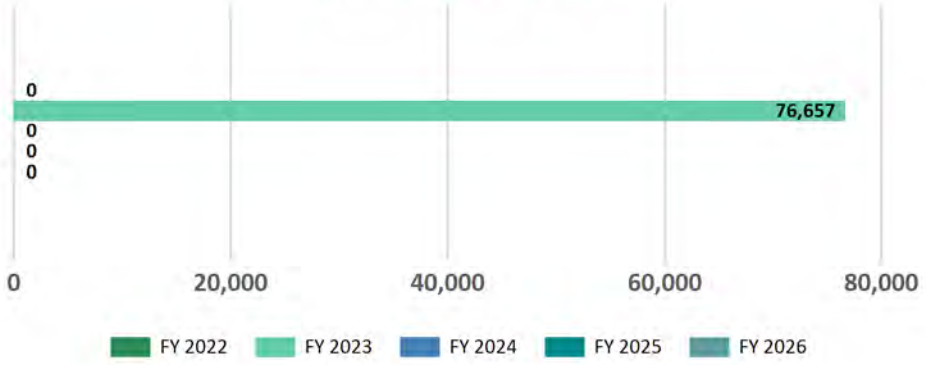

FY 2022 FUNDING, BY FUND

PROJECT NUMBER 75080 — ELECTRONIC DOCUMENT MANAGEMENT SYSTEM (EDMS)

PROGRAM Facilities, Systems and Community Assets

ADMINISTERING DEPARTMENT INFORMATION TECHNOLOGY

PROGRAM CATEGORY Community Assets and Programmatic Projects

LOCATION City Hall

STRATEGIC PLAN GOAL High-Performing Government: Improve the efficiency and effectiveness of the City's services to bring government into the 21st Century.

DESCRIPTION

Deployment of a new Electronic Document Management System (EDMS) including third party project management. The City Clerk and Legal department require an Electronic Document Management System (EDMS) to collect, manage, tag, and archive the City's documents for public records.

JUSTIFICATION

A modern EDMS system will help the organization be more efficient by reducing paper and allowing for processes to be automated. The system will also help ensure the City is meeting retention policies and compliance, ensuring that we are managing our documents responsibly. Every employee in the organization generates and retrieves documents, and the EDMS system will be the backbone that manages these documents. Initial funding is for consulting services to evaluate the needs for EDMS system and develop the RFP that ensures that the needs of the City departments are evaluated and an EDMS system selected would provide the best value for the City.

CURRENT STATUS

Project is in the planning phase.

OPERATING BUDGET IMPACT

Ongoing software/license costs

GRANT AND OTHER FUNDING OPPORTUNITIES

No grants or other funding opportunities.

FY 2022 - 2026 CAPITAL IMPROVEMENT PLAN

FUNDING SOURCE	EST. CARRYOVER FUNDING	FY 2022	FY 2023	FY 2024	FY 2025	FY 2026	TOTAL
681 - INFORMATION TECHNOLOGY	100,000	600,000	120,000	120,000	120,000	120,000	1,180,000
TOTAL	**100,000**	**600,000**	**120,000**	**120,000**	**120,000**	**120,000**	**1,180,000**

FUNDING, BY FISCAL YEAR

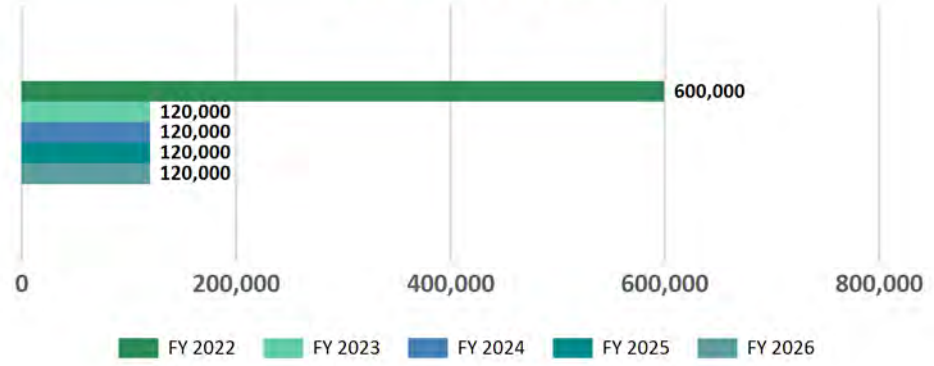

FY 2022 FUNDING, BY FUND

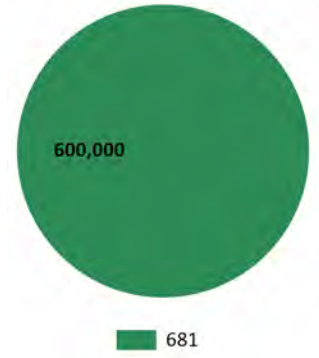

PROJECT NUMBER 70100 — EMERGENCY 911 PHONE SYSTEM

PROGRAM Facilities, Systems and Community Assets

ADMINISTERING DEPARTMENT POLICE

PROGRAM CATEGORY City Systems and Controls

LOCATION Corona Police Department

STRATEGIC PLAN GOAL Safe Community: Protect our quality of life by ensuring the community is safe and clean.

DESCRIPTION

Replacement of the current emergency 911 phone system, voice recording system, public safety dispatch consoles and the EMD certification software.

JUSTIFICATION

911 System purchased in 2015. A set amount of State funding from Cal OES is provided from a 911 service fee and system can usually be replaced on a 5 year life cycle. System was replaced in 2015. Year 6 is FY2022 and Year 7 is FY2023. IT has authorized maintenance through that time period but then the system will need replaced. State going to cloud based 911.

CURRENT STATUS

FY2022 -Maintenance-Carousel and Capture, FY2023-Maint. but also need to be working on replacing the system. Maint. on Carousel ends June, 2023, system needs to be replaced before then. Capture is the voice recording system and Carousel in the 911.

OPERATING BUDGET IMPACT

No operating budget impact associated with this project.

GRANT AND OTHER FUNDING OPPORTUNITIES

State funding is approved for the maintenance for Carousel. For the two years the State will reimburse us the maintenance costs.
When the system is replaced when can submit to the State Cal OES for our 9-1-1 service fee allotment.

FY 2022 - 2026 CAPITAL IMPROVEMENT PLAN

FUNDING SOURCE	EST. CARRYOVER FUNDING	FY 2022	FY 2023	FY 2024	FY 2025	FY 2026	TOTAL
110 - GENERAL FUND	3,673	68,000	537,000	-	-	-	608,673
TOTAL	**3,673**	**68,000**	**537,000**	**-**	**-**	**-**	**608,673**

FUNDING, BY FISCAL YEAR

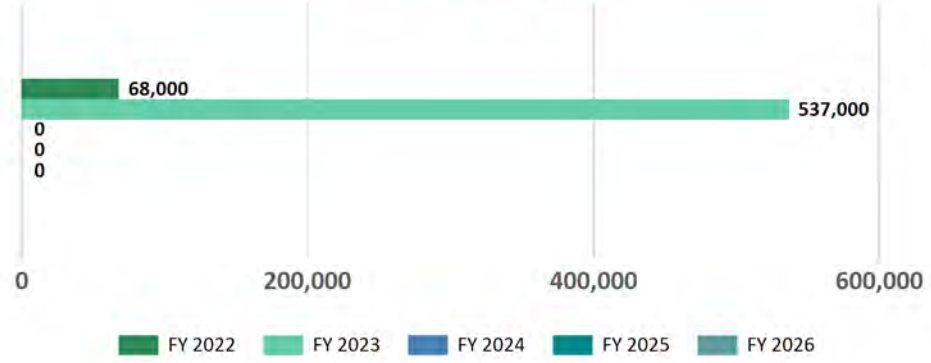

FY 2022 FUNDING, BY FUND



PROJECT NUMBER 75090 — EMERGENCY OPERATIONS CENTER UPGRADE

PROGRAM Facilities, Systems and Community Assets

ADMINISTERING DEPARTMENT INFORMATION TECHNOLOGY

PROGRAM CATEGORY City Facility Improvements and Upgrades

LOCATION Emergency Operations Center

STRATEGIC PLAN GOAL Sound Infrastructure: Sustain high quality service delivery by investing in public infrastructure, including parks, buildings, equipment, roads, and technology.

DESCRIPTION

Updating of the Emergency Operations Center (EOC) audio and video equipment and adding the capability to broadcast from the EOC in case of emergency or disaster.

JUSTIFICATION

The Emergency Operations Center (EOC) audio and video equipment is outdated and unable to fulfill the needs of staff during an emergency. The addition of updated audio-visual equipment and broadcasting capabilities will be utilized in an emergency or disaster situation. Funding will not come from the general fund but PEG funds.

CURRENT STATUS

RFP has been drafted to hire a consultant to design the requirements needed for the updated EOC.

OPERATING BUDGET IMPACT

No operating budget impact associated with this project.

GRANT AND OTHER FUNDING OPPORTUNITIES

Use of PEG (Public, Educational, or Governmental) Funds.

		FY 2022 - 2026 CAPITAL IMPROVEMENT PLAN					
FUNDING SOURCE	**EST. CARRYOVER FUNDING**	**FY 2022**	**FY 2023**	**FY 2024**	**FY 2025**	**FY 2026**	**TOTAL**
110 - GENERAL FUND	404,000	208,254	-	-	-	-	612,254
TOTAL	**404,000**	**208,254**	**-**	**-**	**-**	**-**	**612,254**

FUNDING, BY FISCAL YEAR

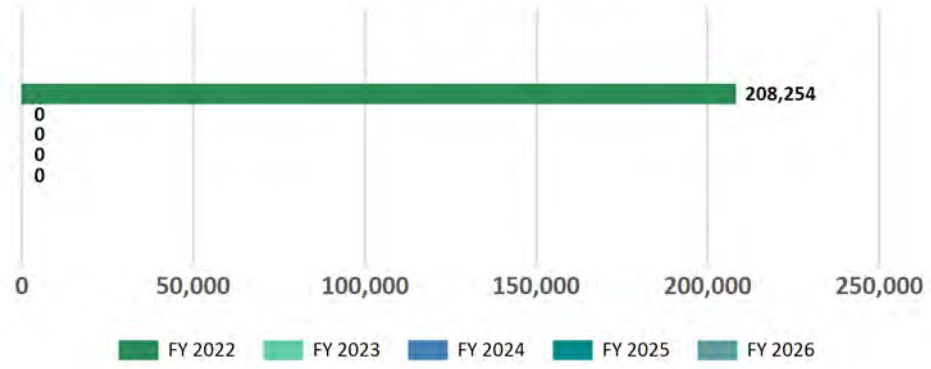

FY 2022 FUNDING, BY FUND

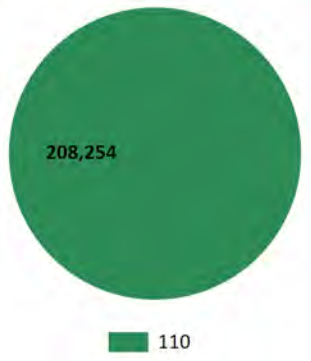

PROJECT NUMBER 74050 — ENTERPRISE POWER BACKUP AND STORAGE

PROGRAM Facilities, Systems and Community Assets

ADMINISTERING DEPARTMENT INFORMATION TECHNOLOGY

PROGRAM CATEGORY City Systems and Controls

LOCATION Citywide

STRATEGIC PLAN GOAL Sound Infrastructure: Sustain high quality service delivery by investing in public infrastructure, including parks, buildings, equipment, roads, and technology.

DESCRIPTION

The City's onsite data storage systems and Uninterruptable Power Supply (UPS) systems are nearing the end of life and support and must be replaced to continue to provide an uninterrupted level of service to the City.

JUSTIFICATION

These systems are elementary in keeping the network running and ensuring data is available. Without an efficient UPS system, any momentary drop is power will cause a network outage to all users. Further, without a currently supported data storage system, any issue with the hardware device will mean a loss of data and service for an extended period of time before a replacement could be procured.

CURRENT STATUS

RFP is out for bids and should be closing shortly.

OPERATING BUDGET IMPACT

No operating budget impact associated with this project.

GRANT AND OTHER FUNDING OPPORTUNITIES

No grants or other funding opportunities.

FY 2022 - 2026 CAPITAL IMPROVEMENT PLAN

FUNDING SOURCE	EST. CARRYOVER FUNDING	FY 2022	FY 2023	FY 2024	FY 2025	FY 2026	TOTAL
681 - INFORMATION TECHNOLOGY	150,000	-	-	-	-	-	150,000
TOTAL	**150,000**	**-**	**-**	**-**	**-**	**-**	**150,000**

FUNDING, BY FISCAL YEAR

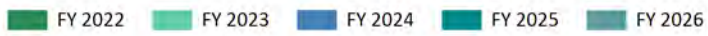

FY 2022 FUNDING, BY FUND

PROJECT NUMBER AUTO - 821 FAIR HOUSING COUNCIL OF RIVERSIDE COUNTY: FAIR HOUSING

PROGRAM Facilities, Systems and Community Assets

ADMINISTERING DEPARTMENT COMMUNITY DEVELOPMENT

PROGRAM CATEGORY Community Assets and Programmatic Projects

LOCATION CDBG Target Area

STRATEGIC PLAN GOAL Safe Community: Protect our quality of life by ensuring the community is safe and clean.

DESCRIPTION

The Fair Housing Council of Riverside County is the City of Corona's current provider of fair housing services. Fair Housing assistance is a mandatory requirement of the City's CDBG and HOME funds to support affirmatively further fair housing. The Fair Housing Council serves over 1,500 Corona residents annually. Services include landlord-tenant mediation services, anti-discrimination services, workshops, seminars, presentations, attendance at community events and enforcement actions in partnership with HUD, the Department of Fair Employment and Housing, or private attorneys.

JUSTIFICATION

The City Council approved the 2021-2024 Consolidated Plan for CDBG and HOME Funds on June 17, 2020. Each year, the City Council adopts an Action Plan that describes how these funds will be spent in accordance with the strategies outlined in the five-year Consolidated Plan. The Consolidated Plan allows 15 percent of CDBG funds be used for public services that will serve and benefit eligible City residents. Furthermore, HUD requires entitlement cities provide fair housing service. Funding this activity is in furtherance of the strategies and HUD regulations.

CURRENT STATUS

New project for FY 2022.

OPERATING BUDGET IMPACT

No operating budget impact associated with this project.

GRANT AND OTHER FUNDING OPPORTUNITIES

CDBG is the grant fund utilized to pay for this activity.

		FY 2022 - 2026 CAPITAL IMPROVEMENT PLAN					
FUNDING SOURCE	**EST. CARRYOVER FUNDING**	**FY 2022**	**FY 2023**	**FY 2024**	**FY 2025**	**FY 2026**	**TOTAL**
431 - CDBG FUND	-	28,650	-	-	-	-	28,650
TOTAL	**-**	**28,650**	**-**	**-**	**-**	**-**	**28,650**

FUNDING, BY FISCAL YEAR

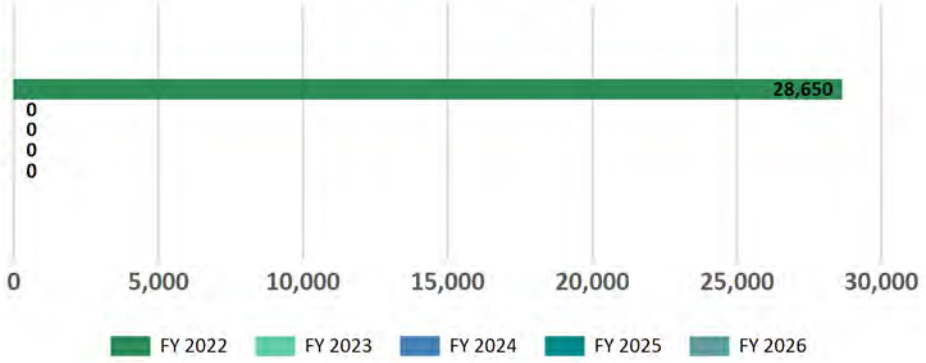

FY 2022 FUNDING, BY FUND

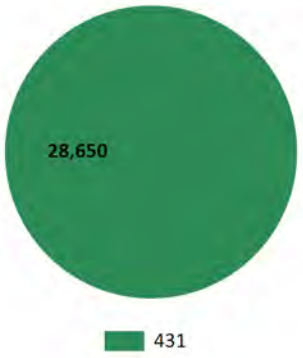

PROJECT NUMBER AUTO - 781 FIBER WRF3

PROGRAM Facilities, Systems and Community Assets

ADMINISTERING DEPARTMENT INFORMATION TECHNOLOGY

PROGRAM CATEGORY City Facility Improvements and Upgrades

LOCATION Water Reclamation Facility No. 3

STRATEGIC PLAN GOAL Sound Infrastructure: Sustain high quality service delivery by investing in public infrastructure, including parks, buildings, equipment, roads, and technology.

DESCRIPTION

This project would trench, install conduit, and fiber from PW Traffic network to WRF3 communications tower providing high-speed internet access to the facility.

JUSTIFICATION

WRF3 is utilizing the City's microwave network for connection to network resources and the internet. Currently, this connection is bandwidth limited

CURRENT STATUS

Project is in the planning phase.

OPERATING BUDGET IMPACT

No operating budget impact associated with this project.

GRANT AND OTHER FUNDING OPPORTUNITIES

No grants or other funding opportunities.

		FY 2022 - 2026 CAPITAL IMPROVEMENT PLAN					
FUNDING SOURCE	**EST. CARRYOVER FUNDING**	**FY 2022**	**FY 2023**	**FY 2024**	**FY 2025**	**FY 2026**	**TOTAL**
681 - INFORMATION TECHNOLOGY	-	-	-	500,000	-	-	500,000
TOTAL	**-**	**-**	**-**	**500,000**	**-**	**-**	**500,000**

FUNDING, BY FISCAL YEAR

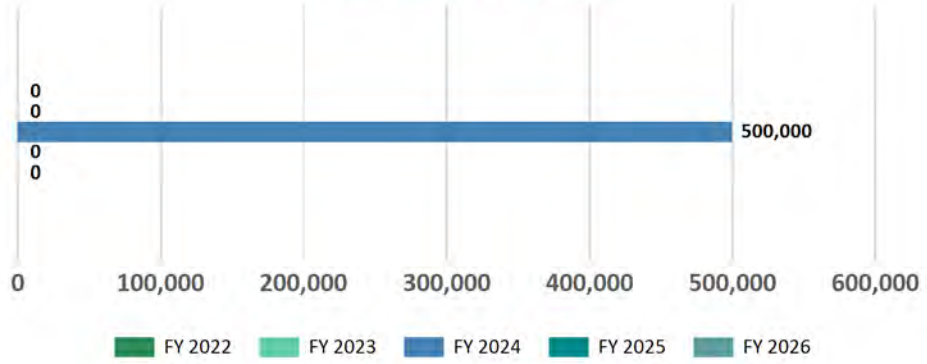

FY 2022 FUNDING, BY FUND

PROJECT NUMBER AUTO - 794 FIRE EMERGING TECHNOLOGY/EQUIPMENT

PROGRAM Facilities, Systems and Community Assets

ADMINISTERING DEPARTMENT FIRE

PROGRAM CATEGORY Community Assets and Programmatic Projects

LOCATION Citywide

STRATEGIC PLAN GOAL High-Performing Government: Improve the efficiency and effectiveness of the City's services to bring government into the 21st Century.

DESCRIPTION

Fire emerging technology and equipment

JUSTIFICATION

In an increasingly data driven environment the fire service needs innovative equipment to efficiently deliver service. Examples include, situational awareness tools, augmented reality and unmanned aircraft systems (UAS).

CURRENT STATUS

New project beginning in FY 2022.

OPERATING BUDGET IMPACT

Depending on the technology implemented and equipment acquired, there are typically ongoing fees related to software/licenses, technical support and/or training.

GRANT AND OTHER FUNDING OPPORTUNITIES

No grants or other funding opportunities.

		FY 2022 - 2026 CAPITAL IMPROVEMENT PLAN					
FUNDING SOURCE	**EST. CARRYOVER FUNDING**	**FY 2022**	**FY 2023**	**FY 2024**	**FY 2025**	**FY 2026**	**TOTAL**
110 - GENERAL FUND	-	50,000	50,000	50,000	50,000	50,000	250,000
TOTAL	**-**	**50,000**	**50,000**	**50,000**	**50,000**	**50,000**	**250,000**

FUNDING, BY FISCAL YEAR

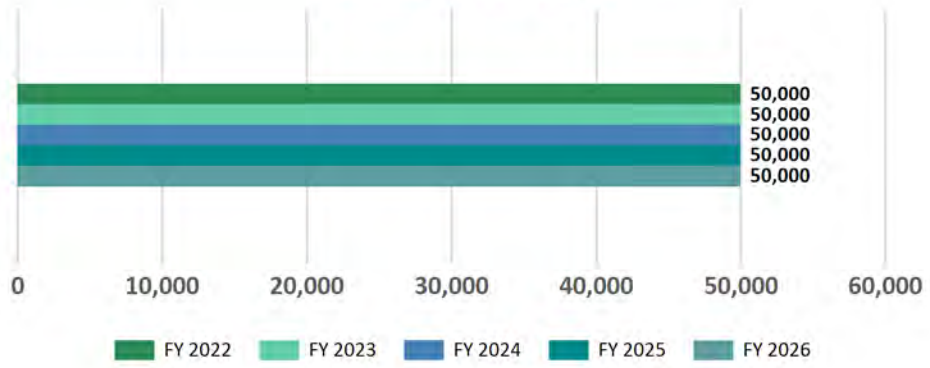

FY 2022 FUNDING, BY FUND

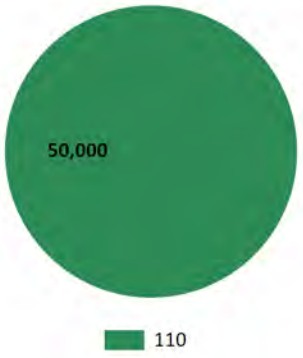

PROJECT NUMBER 62900 — FIRE EQUIPMENT ACQUISITION

PROGRAM Facilities, Systems and Community Assets

ADMINISTERING DEPARTMENT FIRE

PROGRAM CATEGORY Community Assets and Programmatic Projects

LOCATION Citywide

STRATEGIC PLAN GOAL Safe Community: Protect our quality of life by ensuring the community is safe and clean.

DESCRIPTION

The acquisition of new fire equipment and emergency response vehicles to increase the response capacity of the fire department due to new growth and development.

JUSTIFICATION

Additional fire equipment and vehicles are required to offset the impact of new residential and business developments on fire protection services.

CURRENT STATUS

Ongoing project utilizing the development impact fees to enhance fire suppression activities.

OPERATING BUDGET IMPACT

Development Impact Fees are used to implement new and/or enhance fire suppression efforts. The fire department would incur operating expenses for routine repairs, maintenance and future replacement of equipment.

GRANT AND OTHER FUNDING OPPORTUNITIES

Use of Development Impact Fees.

		FY 2022 - 2026 CAPITAL IMPROVEMENT PLAN					
FUNDING SOURCE	**EST. CARRYOVER FUNDING**	**FY 2022**	**FY 2023**	**FY 2024**	**FY 2025**	**FY 2026**	**TOTAL**
207 - FIRE WILD LAND FACILITIES FEE	20,779	14,409	-	-	-	-	35,188
209 - TC FIRE FACILITIES FEE	104,803	-	-	-	-	-	104,803
214 - FIRE PROTECTION DEV FEE	176,786	22,675	-	-	-	-	199,461
TOTAL	**302,368**	**37,084**	**-**	**-**	**-**	**-**	**339,452**

FUNDING, BY FISCAL YEAR

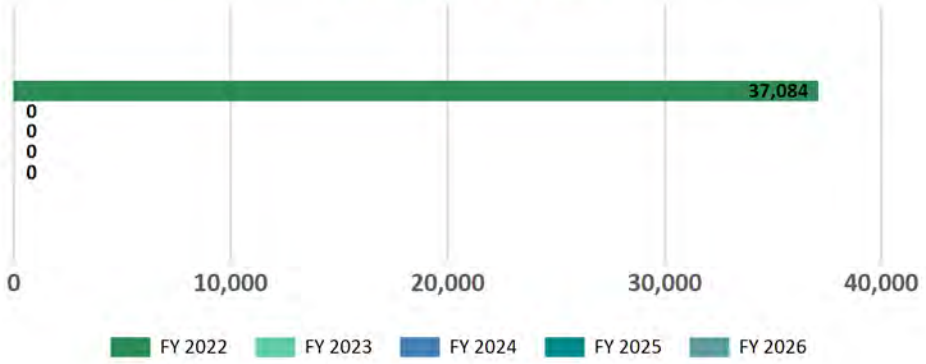

FY 2022 FUNDING, BY FUND

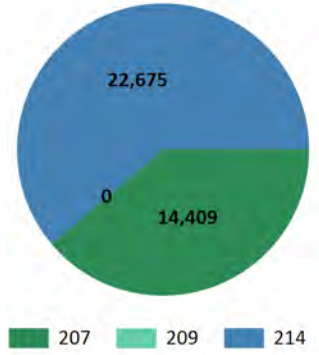

PROJECT NUMBER 74070 — FIRE INCIDENT REPORT WRITING SOFTWARE

PROGRAM Facilities, Systems and Community Assets

ADMINISTERING DEPARTMENT INFORMATION TECHNOLOGY

PROGRAM CATEGORY City Systems and Controls

LOCATION Citywide

STRATEGIC PLAN GOAL Sound Infrastructure: Sustain high quality service delivery by investing in public infrastructure, including parks, buildings, equipment, roads, and technology.

DESCRIPTION

The Fire Incident Report Writing software will improve report writing capabilities and accessibility from mobile devices.

JUSTIFICATION

The Imagetrend Datamart system provides near real-time data from the Imagatrend hosted solution to run reports that are accurate and up to date. The current reporting requires that data be exported on a schedule and imported to a local database for reporting, which causes a lag. This system will improve efficiency by allowing staff to complete the reports from a mobile device immediately.

CURRENT STATUS

Project is ongoing.

OPERATING BUDGET IMPACT

No operating budget impact associated with this project.

GRANT AND OTHER FUNDING OPPORTUNITIES

No grants or other funding opportunities.

		FY 2022 - 2026 CAPITAL IMPROVEMENT PLAN					
FUNDING SOURCE	**EST. CARRYOVER FUNDING**	**FY 2022**	**FY 2023**	**FY 2024**	**FY 2025**	**FY 2026**	**TOTAL**
681 - INFORMATION TECHNOLOGY	3,500	-	-	-	-	-	3,500
TOTAL	**3,500**	**-**	**-**	**-**	**-**	**-**	**3,500**

FUNDING, BY FISCAL YEAR

FY 2022 FUNDING, BY FUND

PROJECT NUMBER AUTO - 792 FIRE RADIOS REPLACEMENT PROGRAM

PROGRAM Facilities, Systems and Community Assets

ADMINISTERING DEPARTMENT FIRE

PROGRAM CATEGORY Community Assets and Programmatic Projects

LOCATION Citywide

STRATEGIC PLAN GOAL Sound Infrastructure: Sustain high quality service delivery by investing in public infrastructure, including parks, buildings, equipment, roads, and technology.

DESCRIPTION

Fire Radios (Phase II of III) Replacement Program

JUSTIFICATION

Fire radios are at the end of their life cycle and are no longer supported by their manufacturer. In Phase I, only one radio was purchased per fire apparatus, leaving a need for three additional radios per fire apparatus. The new radios increase interoperability and redundancy across multiple public safety agencies spanning numerous counties.

CURRENT STATUS

Phase I was completed in FY 2021. Phase II will be completed in FY 2022. Final Phase III will be completed in FY 2023.

OPERATING BUDGET IMPACT

The purchase of new fire radios will not impact the fire department's operating budget. This project is replacing existing equipment and will not require additional operating and maintenance costs beyond what is currently expended on equipment. Currently the department is incurring repairs and maintenance costs for aged and obsolete equipment. New fire radios will be covered under a manufacturer's warranty.

GRANT AND OTHER FUNDING OPPORTUNITIES

No grants or other funding opportunities.

		FY 2022 - 2026 CAPITAL IMPROVEMENT PLAN					
FUNDING SOURCE	**EST. CARRYOVER FUNDING**	**FY 2022**	**FY 2023**	**FY 2024**	**FY 2025**	**FY 2026**	**TOTAL**
110 - GENERAL FUND	-	322,000	322,000	-	-	-	644,000
TOTAL	**-**	**322,000**	**322,000**	**-**	**-**	**-**	**644,000**

FUNDING, BY FISCAL YEAR

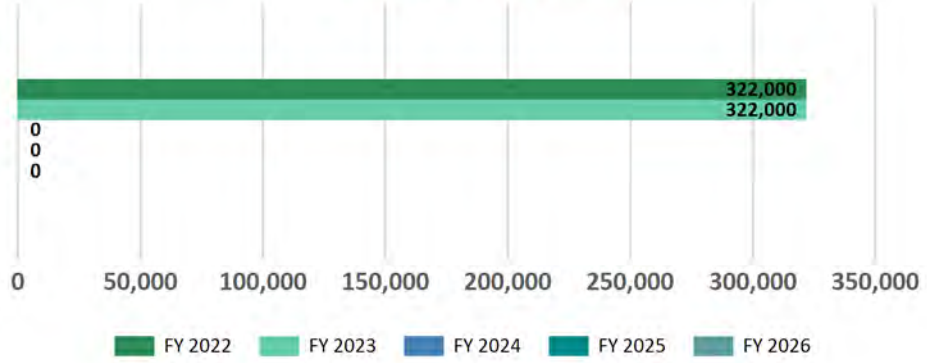

FY 2022 FUNDING, BY FUND

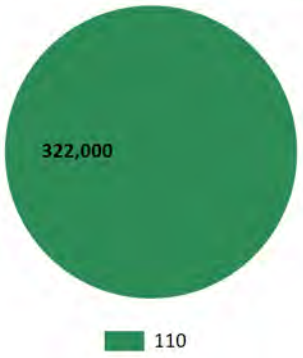

PROJECT NUMBER 71660 — FIRE STATION ALERTING SYSTEMS

PROGRAM Facilities, Systems and Community Assets

ADMINISTERING DEPARTMENT FIRE

PROGRAM CATEGORY City Systems and Controls

LOCATION Citywide

STRATEGIC PLAN GOAL Safe Community: Protect our quality of life by ensuring the community is safe and clean.

DESCRIPTION

Implementation of a new modern fire station alerting system allowing crew notification at the time of dispatch to increase efficiency and provide services that meet the Fire Department's response time meet objectives.

JUSTIFICATION

Required to meet national standards specified by NFPA 1221.

CURRENT STATUS

Project awarded and currently in the design phase.

OPERATING BUDGET IMPACT

Initial 18-month warranty & support for the dispatch and station system is included in the purchase price. Each additional year warranty & support, including mobile alerting and mapping services is approximately $28,000.

GRANT AND OTHER FUNDING OPPORTUNITIES

Development Impact Fees applied to eligible project costs at Fire Station 1, 2, 3 and 7.

		FY 2022 - 2026 CAPITAL IMPROVEMENT PLAN					
FUNDING SOURCE	**EST. CARRYOVER FUNDING**	**FY 2022**	**FY 2023**	**FY 2024**	**FY 2025**	**FY 2026**	**TOTAL**
110 - GENERAL FUND	241,563	65,000	-	-	-	-	306,563
214 - FIRE PROTECTION DEV FEE	245,772	85,000	-	-	-	-	330,772
TOTAL	**487,335**	**150,000**	**-**	**-**	**-**	**-**	**637,335**

FUNDING, BY FISCAL YEAR

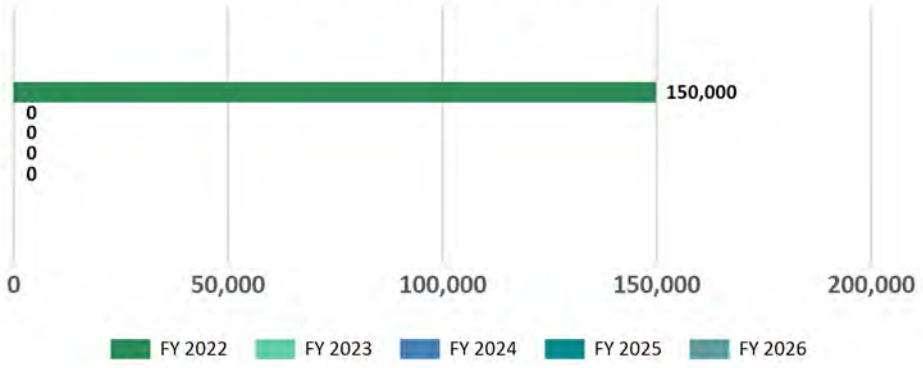

FY 2022 FUNDING, BY FUND

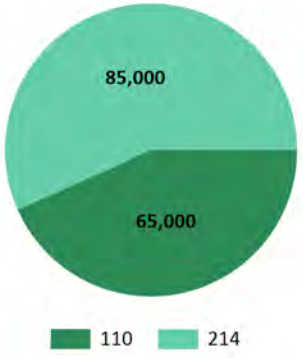

PROJECT NUMBER 70114 — FY19 HSGP PSEC BASE RADIO

PROGRAM Facilities, Systems and Community Assets

ADMINISTERING DEPARTMENT POLICE

PROGRAM CATEGORY City Systems and Controls

LOCATION Corona Grape Hill Site - 742 John Circle

STRATEGIC PLAN GOAL Sound Infrastructure: Sustain high quality service delivery by investing in public infrastructure, including parks, buildings, equipment, roads, and technology.

DESCRIPTION

Funding will be utilized toward PSEC antenna that will be installed on Grape Hill.

JUSTIFICATION

Antenna is needed to address dead zones and lack of building penetration in the McKinley/Promenade area.

CURRENT STATUS

Agreement was just approved with Riverside County on the 1/20/21 council agenda. In the process of getting a Environmental Historical Preservation form approved through the County and getting bids on some of the equipment needed.

OPERATING BUDGET IMPACT

No operating budget impact associated with this project.

GRANT AND OTHER FUNDING OPPORTUNITIES

This is grant funding that will be utilized for the Public Safety Enterprise Communication (PSEC) Radio Interoperability antenna project.

FY 2022 - 2026 CAPITAL IMPROVEMENT PLAN

FUNDING SOURCE	EST. CARRYOVER FUNDING	FY 2022	FY 2023	FY 2024	FY 2025	FY 2026	TOTAL
480 - REIMBURSEMENT GRANTS-ALL DPTS	53,323	-	-	-	-	-	53,323
TOTAL	**53,323**	**-**	**-**	**-**	**-**	**-**	**53,323**

FUNDING, BY FISCAL YEAR

FY 2022 FUNDING, BY FUND

PROJECT NUMBER 69060 — GENERAL PLAN/CLIMATE ACTION PLAN UPDATE

PROGRAM Facilities, Systems and Community Assets

ADMINISTERING DEPARTMENT COMMUNITY DEVELOPMENT

PROGRAM CATEGORY Community Assets and Programmatic Projects

LOCATION Citywide

STRATEGIC PLAN GOAL Sense of Place: Build community through celebrating our rich heritage, increasing access to recreational and cultural activities, and improving the relationship between the City and residents.

DESCRIPTION

General Plan Housing Element Update for Planning Period 2021-2029.
Trails Master Plan.

JUSTIFICATION

The Housing Element Update is a state mandatory update and is required to be done every 8 years with the state's Regional Housing Needs Assessment allocation. The Trails Master Plan is a City Council request.

CURRENT STATUS

The Housing Element is currently being prepared. The Housing Element is due October 2021. The Trails Master Plan is also under preparation but was delayed due to Covid-19.

OPERATING BUDGET IMPACT

The CIP account is a rollover from the prior fiscal year. No additional funds are being requested.

GRANT AND OTHER FUNDING OPPORTUNITIES

LEAP Grant from Southern California Association of Governments ($200,000) for Housing Element Update. This is a reimbursable grant that will be paid to the city upon project adoption by the City Council.

FY 2022 - 2026 CAPITAL IMPROVEMENT PLAN

FUNDING SOURCE	EST. CARRYOVER FUNDING	FY 2022	FY 2023	FY 2024	FY 2025	FY 2026	TOTAL
110 - GENERAL FUND	278,277	-	-	-	-	-	278,277
TOTAL	**278,277**	**-**	**-**	**-**	**-**	**-**	**278,277**

FUNDING, BY FISCAL YEAR

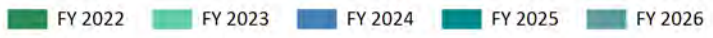

FY 2022 FUNDING, BY FUND

PROJECT NUMBER 60330 — HISTORIC CIVIC CENTER BREEZEWAY REBUILD

PROGRAM Facilities, Systems and Community Assets

ADMINISTERING DEPARTMENT MAINTENANCE SERVICES

PROGRAM CATEGORY City Facility Improvements and Upgrades

LOCATION Historic Civic Center

STRATEGIC PLAN GOAL Sound Infrastructure: Sustain high quality service delivery by investing in public infrastructure, including parks, buildings, equipment, roads, and technology.

DESCRIPTION

This project would improve the structural integrity of the open breezeway.

JUSTIFICATION

The current breezeway is concaving and this poses a safety hazard.

CURRENT STATUS

Project is ongoing.

OPERATING BUDGET IMPACT

This would have no large maintenance costs in the operating budget. It may involve minor paint jobs in future years, but would be completed in house.

GRANT AND OTHER FUNDING OPPORTUNITIES

No grants or other funding opportunities.

		FY 2022 - 2026 CAPITAL IMPROVEMENT PLAN					
FUNDING SOURCE	**EST. CARRYOVER FUNDING**	**FY 2022**	**FY 2023**	**FY 2024**	**FY 2025**	**FY 2026**	**TOTAL**
232 - CIVIC CENTER	240,000	-	-	-	-	-	240,000
TOTAL	**240,000**	**-**	**-**	**-**	**-**	**-**	**240,000**

FUNDING, BY FISCAL YEAR

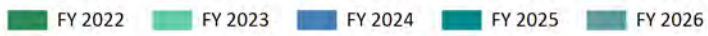

FY 2022 FUNDING, BY FUND

PROJECT NUMBER 70140 — HISTORIC CIVIC CENTER FACILITY CAPITAL IMPROVEMENTS

PROGRAM Facilities, Systems and Community Assets

ADMINISTERING DEPARTMENT MAINTENANCE SERVICES

PROGRAM CATEGORY City Facility Improvements and Upgrades

LOCATION Historic Civic Center

STRATEGIC PLAN GOAL Sound Infrastructure: Sustain high quality service delivery by investing in public infrastructure, including parks, buildings, equipment, roads, and technology.

DESCRIPTION

A Capital Improvement Project (CIP) dedicated to the maintenance and repair of the Historic Civic Center. HCC Replace Exterior Auditorium Doors: This project will replace the exterior auditorium door. Community Services notes that these doors do not open properly. HCC Walkway Lighting Improvements: This project will install light poles outside of HCC along the walkway. Project includes running electrical and wiring, new concrete footings, and lighting. As it currently is, there is little exterior lighting. HCC New LED Stage Lights: The HCC is in need of new LED stage lights. The materials are currently on hand, so this request is for labor only. This would result in better lighting and safer conditions. HCC Chiller Replacement: The current chiller is dated and beyond its useful life. Additionally, the current chiller was used to service the entire City Hall building, but it now only services the auditorium. The chiller can be downsized.

JUSTIFICATION

This project ensures that the Historic Civic Center is kept in good condition. If maintenance projects are deferred, the City may incur larger maintenance projects. HCC Replace Exterior Auditorium Doors: They are made of wood, do not shut properly, are becoming warped, and are a safety concern. HCC Walkway Lighting Improvements: This project would install light poles outside of the HCC. There is currently little lighting and it is a safety concern. HCC New LED Stage Lights: Stage is highly used by two theater groups, community groups, schools, and non profits. It is used every weekend and generates significant revenue for City. HCC Chiller Replacement: There will be no consequences if this project is deferred. However, the chiller repairs are costly and replacing the chiller would proactively prevent higher costing corrective maintenance projects.

CURRENT STATUS

The new roof at HCC is the currently approved project. As of February 25, 2021, the contracted work on the Historic Civic Center Auditorium roof repair has been completed. Approximately 7,500 square feet of underlayment was replaced. Additionally, 600 square feet of damaged tiles were replaced. The contractor found the roof sheeting to be in excellent condition. The Building Inspector performed the final inspection on March 1, 2021 and found the work met the requirements of the code.

OPERATING BUDGET IMPACT

Completing these projects will reduce the number of high costing maintenance projects. HCC Replace Exterior Auditorium Doors:
There would be less maintenance costs once the doors are replaced. HCC Walkway Lighting Improvements: There would be minimal impact to the operating budget. New lighting would be energy efficient. This lighting is already in existence, however, so these would be upgrades. HCC New LED Stage Lights: This would result In more energy efficient lighting. HCC Chiller Replacement: The new chiller would result in energy efficiency and better zone control.

GRANT AND OTHER FUNDING OPPORTUNITIES

No grants or other funding opportunities.

FY 2022 - 2026 CAPITAL IMPROVEMENT PLAN

FUNDING SOURCE	EST. CARRYOVER FUNDING	FY 2022	FY 2023	FY 2024	FY 2025	FY 2026	TOTAL

232 - CIVIC CENTER	15,421	139,000	215,000	-	-	-	369,421
TOTAL	**15,421**	**139,000**	**215,000**	**-**	**-**	**-**	**369,421**

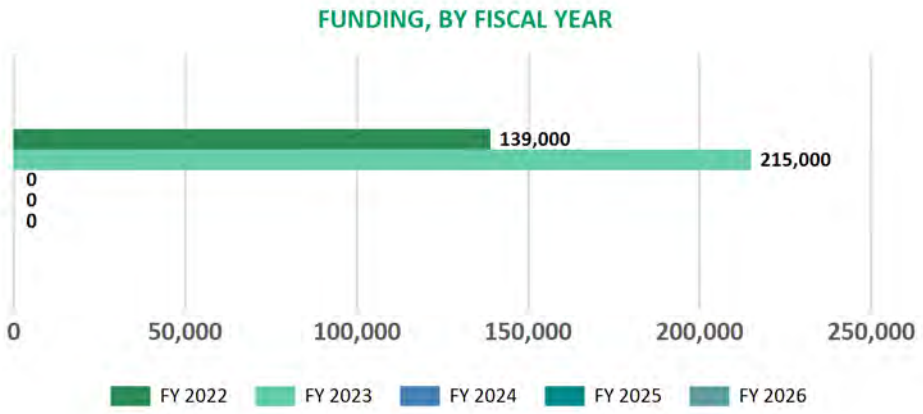

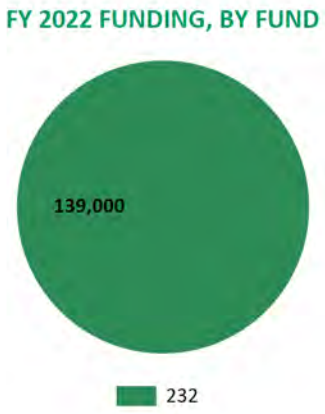

PROJECT NUMBER 71990 — HOUSEHOLD HAZARDOUS WASTE FACILITY

PROGRAM Facilities, Systems and Community Assets

ADMINISTERING DEPARTMENT MAINTENANCE SERVICES

PROGRAM CATEGORY Community Assets and Programmatic Projects

LOCATION Southeast corner of Quarry Street and Rimpau Avenue

STRATEGIC PLAN GOAL Safe Community: Protect our quality of life by ensuring the community is safe and clean.

DESCRIPTION

The Household Hazardous Waste Collection Facility project will construct a 3,168 square foot canopy with a prefabricated office, 3 storage containers: two to receive corrosive & flammable and one for household waste.

JUSTIFICATION

This is related to a grant agreement. If we do not fund the match for this, this grant will have to be returned.

CURRENT STATUS

The canopy is currently being bid.

OPERATING BUDGET IMPACT

The City will be responsible for monthly utility bills, including water, wastewater, and electric. In addition, the City will need to fund one day of operations plus one to two additional days for prep and cleanup. We will also be responsible for the landscaping, gates, grounds, lighting, hard surfaces, etc.

GRANT AND OTHER FUNDING OPPORTUNITIES

2019-20 Household Hazardous Waste Discretionary Grants

		FY 2022 - 2026 CAPITAL IMPROVEMENT PLAN					
FUNDING SOURCE	**EST. CARRYOVER FUNDING**	**FY 2022**	**FY 2023**	**FY 2024**	**FY 2025**	**FY 2026**	**TOTAL**
110 - GENERAL FUND	265,000	-	-	-	-	-	265,000
245 - COUNTY SERVICE AREA 152	32,237	-	-	-	-	-	32,237
480 - REIMBURSEMENT GRANTS-ALL DPTS	250,000	-	-	-	-	-	250,000

570 - WATER UTILITY	307,453	-	-	-	-	-	307,453
TOTAL	**854,691**	**-**	**-**	**-**	**-**	**-**	**854,691**

FUNDING, BY FISCAL YEAR

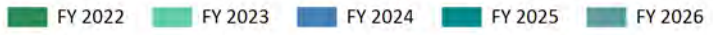

FY 2022 FUNDING, BY FUND

PROJECT NUMBER 60320 — HVAC PNEUMATIC CONTROLS

PROGRAM Facilities, Systems and Community Assets

ADMINISTERING DEPARTMENT MAINTENANCE SERVICES

PROGRAM CATEGORY City Facility Improvements and Upgrades

LOCATION Corona Public Library

STRATEGIC PLAN GOAL Sound Infrastructure: Sustain high quality service delivery by investing in public infrastructure, including parks, buildings, equipment, roads, and technology.

DESCRIPTION

This project will install pneumatic controls for the HVAC at the Library.

JUSTIFICATION

The pneumatic controls will improve energy efficiency and allow for better zone control.

CURRENT STATUS

Project is ongoing.

OPERATING BUDGET IMPACT

This project will have minimal effect to the operating budget. In future years, there may be software upgrades.

GRANT AND OTHER FUNDING OPPORTUNITIES

No grants or other funding opportunities.

		FY 2022 - 2026 CAPITAL IMPROVEMENT PLAN					
FUNDING SOURCE	**EST. CARRYOVER FUNDING**	**FY 2022**	**FY 2023**	**FY 2024**	**FY 2025**	**FY 2026**	**TOTAL**
110 - GENERAL FUND	82,152	-	-	-	-	-	82,152
TOTAL	**82,152**	**-**	**-**	**-**	**-**	**-**	**82,152**

FUNDING, BY FISCAL YEAR

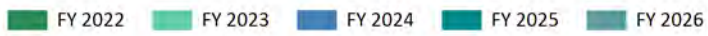

FY 2022 FUNDING, BY FUND

PROJECT NUMBER 60350 — JAIL CONTROL SYSTEM AND PHONES

PROGRAM Facilities, Systems and Community Assets

ADMINISTERING DEPARTMENT POLICE

PROGRAM CATEGORY City Systems and Controls

LOCATION Corona Police Department

STRATEGIC PLAN GOAL Sound Infrastructure: Sustain high quality service delivery by investing in public infrastructure, including parks, buildings, equipment, roads, and technology.

DESCRIPTION

Replacement of Jail Control Operating System and Jail Phones

JUSTIFICATION

Jail System is operating on Windows XP, and updated operating system. When the system crashes the doors will not open or close, causing an officer safety issue. The whole computer system is over 10 years old and has reached it's end of life.

CURRENT STATUS

Request for Proposal has been sent out. The department is evaluating the Bids received and scope of work. It looks at this time like it may need to be rebid. Will need to carry funding over if work is not completed in FY2021.

OPERATING BUDGET IMPACT

It is anticipated that the project will be under warranty for 3 years, but beginning with year 4, the project will have annual licensing/maintenance costs.

GRANT AND OTHER FUNDING OPPORTUNITIES

No grants or other funding opportunities.

		FY 2022 - 2026 CAPITAL IMPROVEMENT PLAN					
FUNDING SOURCE	**EST. CARRYOVER FUNDING**	**FY 2022**	**FY 2023**	**FY 2024**	**FY 2025**	**FY 2026**	**TOTAL**
110 - GENERAL FUND	80,000	-	-	-	-	-	80,000
TOTAL	**80,000**	**-**	**-**	**-**	**-**	**-**	**80,000**

FUNDING, BY FISCAL YEAR

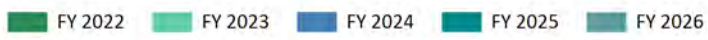

FY 2022 FUNDING, BY FUND

PROJECT NUMBER 62950 — LIBRARY FACILITIES CAPITAL IMPROVEMENTS

PROGRAM Facilities, Systems and Community Assets

ADMINISTERING DEPARTMENT MAINTENANCE SERVICES

PROGRAM CATEGORY City Facility Improvements and Upgrades

LOCATION Corona Library

STRATEGIC PLAN GOAL Sound Infrastructure: Sustain high quality service delivery by investing in public infrastructure, including parks, buildings, equipment, roads, and technology.

DESCRIPTION

A Capital Improvement Project (CIP) dedicated to the maintenance and repair of the City's Library.

JUSTIFICATION

This project ensures that the Library is kept in good condition. If maintenance projects are deferred, the City may incur larger maintenance projects.

CURRENT STATUS

There are two projects approved in FY 2021. The resealing and restriping of the library parking lot has been completed. The elevator replacement is in progress.

OPERATING BUDGET IMPACT

Completing these projects will reduce the number of high costing maintenance projects.

GRANT AND OTHER FUNDING OPPORTUNITIES

No grants or other funding opportunities.

		FY 2022 - 2026 CAPITAL IMPROVEMENT PLAN				
FUNDING SOURCE	**EST. CARRYOVER FUNDING**	**FY 2022**	**FY 2023**	**FY 2024**	**FY 2025**	**FY 2026**	**TOTAL**
110 - GENERAL FUND	311,888	-	298,889	45,000	103,300	60,000	819,077
TOTAL	**311,888**	**-**	**298,889**	**45,000**	**103,300**	**60,000**	**819,077**

FUNDING, BY FISCAL YEAR

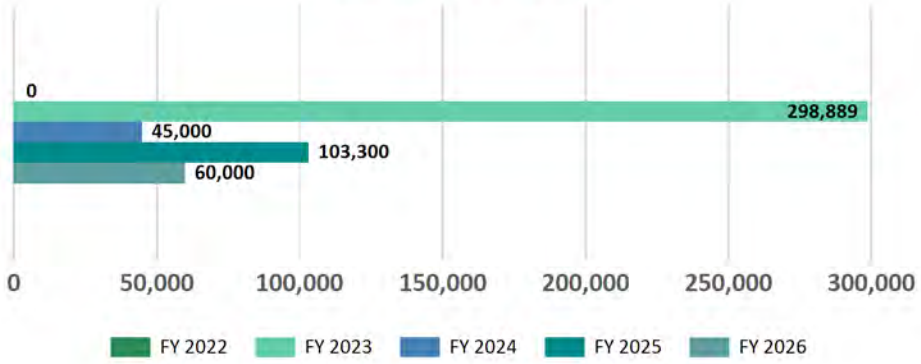

FY 2022 FUNDING, BY FUND

PROJECT NUMBER 63900 — LIBRARY MATERIALS

PROGRAM Facilities, Systems and Community Assets

ADMINISTERING DEPARTMENT COMMUNITY SERVICES

PROGRAM CATEGORY Community Assets and Programmatic Projects

LOCATION Corona Library

STRATEGIC PLAN GOAL Sense of Place: Build community through celebrating our rich heritage, increasing access to recreational and cultural activities, and improving the relationship between the City and residents.

DESCRIPTION

Purchase new library materials for addition to the collection in various formats - books, audio-visual materials, periodical subscriptions; and subscribe to on-line database subscriptions.

JUSTIFICATION

These funds are from Development Impact Fees (DIF) to purchase Library materials.

CURRENT STATUS

There will be about $19,000 left this FY (2021) and needs to be carried over to help with the purchase of material in FY 2022. These funds are from DIF to purchase Library materials.

OPERATING BUDGET IMPACT

No operating budget impact associated with this project.

GRANT AND OTHER FUNDING OPPORTUNITIES

Development Impact Fees (DIF)

FY 2022 - 2026 CAPITAL IMPROVEMENT PLAN

FUNDING SOURCE	EST. CARRYOVER FUNDING	FY 2022	FY 2023	FY 2024	FY 2025	FY 2026	TOTAL
206 - LIBRARY FAC/COLLECTION FEE	45,409	-	-	-	-	-	45,409
TOTAL	**45,409**	**-**	**-**	**-**	**-**	**-**	**45,409**

FUNDING, BY FISCAL YEAR

FY 2022 FUNDING, BY FUND

PROJECT NUMBER 63901 — LIBRARY MATERIALS - ADOPT-A-BOOK FRIENDS

PROGRAM Facilities, Systems and Community Assets

ADMINISTERING DEPARTMENT COMMUNITY SERVICES

PROGRAM CATEGORY Community Assets and Programmatic Projects

LOCATION Corona Library

STRATEGIC PLAN GOAL Sense of Place: Build community through celebrating our rich heritage, increasing access to recreational and cultural activities, and improving the relationship between the City and residents.

DESCRIPTION

Purchase new library materials for addition to the collection in various formats - books, audio-visual materials, periodical subscriptions; and subscribe to on-line database subscriptions.

JUSTIFICATION

This project is used to make purchases for the Friend's Adopt-A-Book program.

CURRENT STATUS

The remaining funds will be spent by June 30, 2021. Project ongoing and the CIP needs to remain open.

OPERATING BUDGET IMPACT

No operating budget impact associated with this project.

GRANT AND OTHER FUNDING OPPORTUNITIES

Donations from Friends of the Library.

		FY 2022 - 2026 CAPITAL IMPROVEMENT PLAN					
FUNDING SOURCE	**EST. CARRYOVER FUNDING**	**FY 2022**	**FY 2023**	**FY 2024**	**FY 2025**	**FY 2026**	**TOTAL**
110 - GENERAL FUND	1,607	-	-	-	-	-	1,607
TOTAL	**1,607**	**-**	**-**	**-**	**-**	**-**	**1,607**

FUNDING, BY FISCAL YEAR

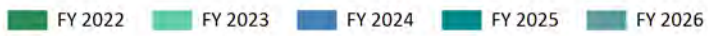

FY 2022 FUNDING, BY FUND

PROJECT NUMBER 60310 — LIBRARY SKYLIGHTS REPLACEMENT

PROGRAM Facilities, Systems and Community Assets

ADMINISTERING DEPARTMENT MAINTENANCE SERVICES

PROGRAM CATEGORY City Facility Improvements and Upgrades

LOCATION Corona Library

STRATEGIC PLAN GOAL Sound Infrastructure: Sustain high quality service delivery by investing in public infrastructure, including parks, buildings, equipment, roads, and technology.

DESCRIPTION

Skylights are weathered and aged. Original skylights went in with original building, skylights have met their useful life, and structural integrity is deteriorating. While servicing other equipment on roof, these pose a danger for falling and leakage.

JUSTIFICATION

The current skylights at the library are aging and fiber glass. The fiber glass is getting brittle.

CURRENT STATUS

This funding is currently for design. We will need to appropriate funding for construction, but the building is considered historic, so the cost of construction is not currently known.

OPERATING BUDGET IMPACT

This will have no effect on the operating budget. It may have small maintenance costs in future year, but would be completed in house (cleaning).

GRANT AND OTHER FUNDING OPPORTUNITIES

No grants or other funding opportunities.

		FY 2022 - 2026 CAPITAL IMPROVEMENT PLAN					
FUNDING SOURCE	**EST. CARRYOVER FUNDING**	**FY 2022**	**FY 2023**	**FY 2024**	**FY 2025**	**FY 2026**	**TOTAL**
110 - GENERAL FUND	40,000	-	-	-	-	-	40,000
TOTAL	**40,000**	**-**	**-**	**-**	**-**	**-**	**40,000**

FUNDING, BY FISCAL YEAR

FY 2022 FUNDING, BY FUND

PROJECT NUMBER 76020 — LICENSE PLATE READER PROJECT

PROGRAM Facilities, Systems and Community Assets

ADMINISTERING DEPARTMENT POLICE

PROGRAM CATEGORY Community Assets and Programmatic Projects

LOCATION Temescal Valley Benefit Area

STRATEGIC PLAN GOAL Sound Infrastructure: Sustain high quality service delivery by investing in public infrastructure, including parks, buildings, equipment, roads, and technology.

DESCRIPTION

Fixed License Plate Readers to be mounted on poles in the Temescal Valley Benefit Area.

JUSTIFICATION

Utilize the License Plate Reader system database to assist in crime solving efforts.

CURRENT STATUS

Project was presented to Committee of the Whole on February 10, 2021. In process of formalizing agreement with Flock. Project is anticipated to be completed before June 30, 2021.

OPERATING BUDGET IMPACT

Annual licensing and maintenance fees are $70,000. This program is under evaluation and additional funding considerations will need to be considered if the program is deemed successful and the department looks toward additional growth.

GRANT AND OTHER FUNDING OPPORTUNITIES

For FY 2022, 231 Cal-Cops funding will be utilized for the annual licensing and maintenance. The department will continue to look for any additional grant funding.

FY 2022 - 2026 CAPITAL IMPROVEMENT PLAN

FUNDING SOURCE	EST. CARRYOVER FUNDING	FY 2022	FY 2023	FY 2024	FY 2025	FY 2026	TOTAL
208 - TC LAW ENFORCEMENT FAC FEE	85,118	-	-	-	-	-	85,118
TOTAL	**85,118**	**-**	**-**	**-**	**-**	**-**	**85,118**

FUNDING, BY FISCAL YEAR

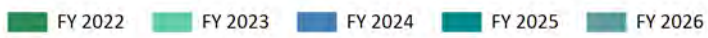

FY 2022 FUNDING, BY FUND

PROJECT NUMBER AUTO - 764 MICROWAVE LINK FROM CITY HALL TO WRF1

PROGRAM Facilities, Systems and Community Assets

ADMINISTERING DEPARTMENT INFORMATION TECHNOLOGY

PROGRAM CATEGORY City Systems and Controls

LOCATION City Hall

STRATEGIC PLAN GOAL Sound Infrastructure: Sustain high quality service delivery by investing in public infrastructure, including parks, buildings, equipment, roads, and technology.

DESCRIPTION

Add microwave link between City Hall and DWP WRF1 communication tower.

JUSTIFICATION

This is an opportunity to add a faster more reliable network pathway between WRF1 and City Hall. The Department of Water and Power erected a communication tower early in 2021 to improve network connectivity for the SCADA network and as such created the possibility to improve the City network connection and/or add a redundant path which will increase business continuity between the two sites.

CURRENT STATUS

New project for FY 2022.

OPERATING BUDGET IMPACT

No operating impact for first three years.

GRANT AND OTHER FUNDING OPPORTUNITIES

No grants or other funding opportunities.

		FY 2022 - 2026 CAPITAL IMPROVEMENT PLAN					
FUNDING SOURCE	**EST. CARRYOVER FUNDING**	**FY 2022**	**FY 2023**	**FY 2024**	**FY 2025**	**FY 2026**	**TOTAL**
681 - INFORMATION TECHNOLOGY	-	40,000	-	-	-	-	40,000
TOTAL	**-**	**40,000**	**-**	**-**	**-**	**-**	**40,000**

FUNDING, BY FISCAL YEAR

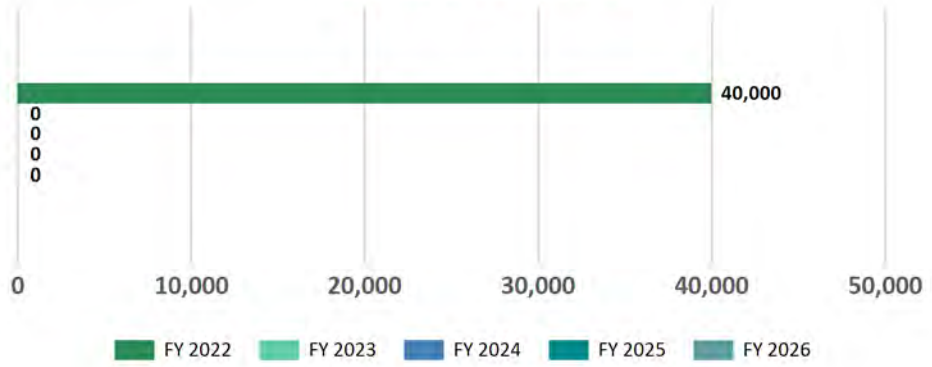

FY 2022 FUNDING, BY FUND

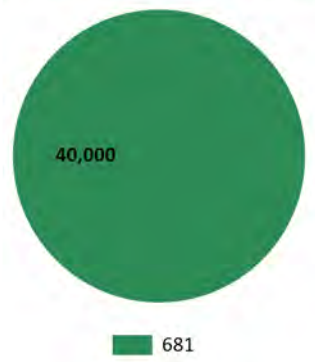

PROJECT NUMBER AUTO - 771 MICROWAVE LINK FROM POLICE TO FIRE HEADQUARTERS

PROGRAM Facilities, Systems and Community Assets

ADMINISTERING DEPARTMENT INFORMATION TECHNOLOGY

PROGRAM CATEGORY Community Assets and Programmatic Projects

LOCATION PD and Fire

STRATEGIC PLAN GOAL Sound Infrastructure: Sustain high quality service delivery by investing in public infrastructure, including parks, buildings, equipment, roads, and technology.

DESCRIPTION

Install new microwave link between the Police Department building and Fire Headquarter (building 735).

JUSTIFICATION

This microwave connection will add a redundant pathway and increase business continuity between building 735 Public Safety Way (aka - Fire Headquarters) and the City network through the Police Department. Currently, there is a fiber pathway which is a single point of failure. In the past this fiber pathway has been cut resulting in a fourteen hour outage. Building 735 is a significant location because that is where the City's EOC is located.

CURRENT STATUS

New project for FY 2022.

OPERATING BUDGET IMPACT

No impact for first three years.

GRANT AND OTHER FUNDING OPPORTUNITIES

No grants or other funding opportunities.

FY 2022 - 2026 CAPITAL IMPROVEMENT PLAN

FUNDING SOURCE	EST. CARRYOVER FUNDING	FY 2022	FY 2023	FY 2024	FY 2025	FY 2026	TOTAL
681 - INFORMATION TECHNOLOGY	-	40,000	-	-	-	-	40,000
TOTAL	**-**	**40,000**	**-**	**-**	**-**	**-**	**40,000**

FUNDING, BY FISCAL YEAR

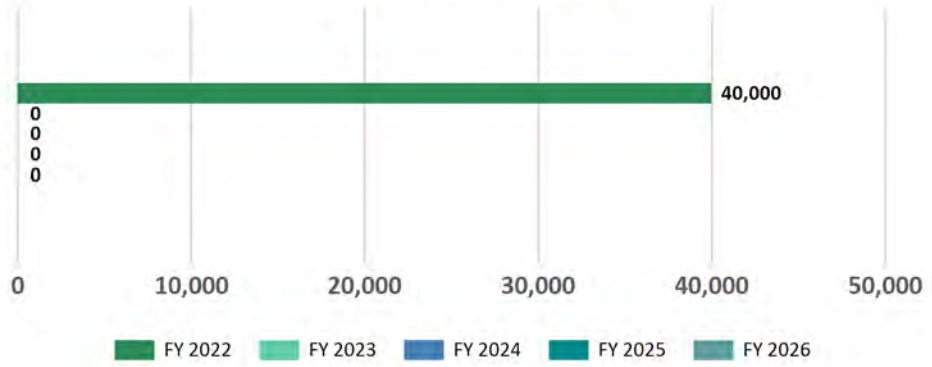

FY 2022 FUNDING, BY FUND

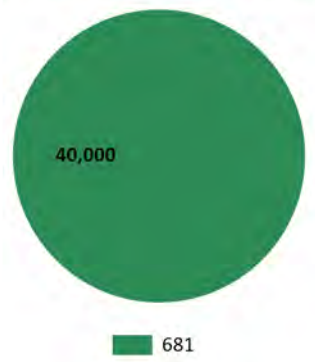

PROJECT NUMBER 72520 — NEW VHF RADIO SIMULCAST AND BACKHAUL SYSTEM

PROGRAM Facilities, Systems and Community Assets

ADMINISTERING DEPARTMENT INFORMATION TECHNOLOGY

PROGRAM CATEGORY City Systems and Controls

LOCATION Citywide

STRATEGIC PLAN GOAL High-Performing Government: Improve the efficiency and effectiveness of the City's services to bring government into the 21st Century.

DESCRIPTION

The VHF system is the communication method for the Fire Department and the backup communication method for the Police Department. The existing equipment has reached its end of life and is becoming no longer serviceable. In its current condition, the system will soon reach a point where we cannot maintain it and keep it online.

JUSTIFICATION

The City's existing VHF Simulcast Radio system has reached its end of life and needs to be replaced with a new VHF Simulcast system. Parts and maintenance are becoming more difficult as the system continues to age.

CURRENT STATUS

Project is ongoing.

OPERATING BUDGET IMPACT

No operating budget impact associated with this project.

GRANT AND OTHER FUNDING OPPORTUNITIES

No grants or other funding opportunities.

		FY 2022 - 2026 CAPITAL IMPROVEMENT PLAN					
FUNDING SOURCE	**EST. CARRYOVER FUNDING**	**FY 2022**	**FY 2023**	**FY 2024**	**FY 2025**	**FY 2026**	**TOTAL**
110 - GENERAL FUND	1,999,815	-	-	-	-	-	1,999,815
TOTAL	**1,999,815**	**-**	**-**	**-**	**-**	**-**	**1,999,815**

FUNDING, BY FISCAL YEAR

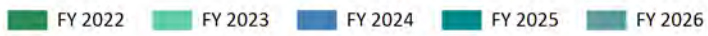

FY 2022 FUNDING, BY FUND

PROJECT NUMBER 76040 — PENETRATION (PEN) TESTING

PROGRAM Facilities, Systems and Community Assets

ADMINISTERING DEPARTMENT INFORMATION TECHNOLOGY

PROGRAM CATEGORY Community Assets and Programmatic Projects

LOCATION Citywide

STRATEGIC PLAN GOAL Sound Infrastructure: Sustain high quality service delivery by investing in public infrastructure, including parks, buildings, equipment, roads, and technology.

DESCRIPTION

A penetration test, also known as a pen test, is a simulated cyberattack against computer systems, networks, and services to check exploitable vulnerabilities. If vulnerabilities are found, the vendor will provide a list of action items to address those exploits to ensure the City's resources remain protected against bad actors.

JUSTIFICATION

Since the City handles credit card transactions penetration testing is required to meet Payment Card Industry(PCI) compliance.

CURRENT STATUS

Project is in the planning phase.

OPERATING BUDGET IMPACT

Yearly testing and funding are required to maintain compliance.

GRANT AND OTHER FUNDING OPPORTUNITIES

No grants or other funding opportunities.

		FY 2022 - 2026 CAPITAL IMPROVEMENT PLAN					
FUNDING SOURCE	**EST. CARRYOVER FUNDING**	**FY 2022**	**FY 2023**	**FY 2024**	**FY 2025**	**FY 2026**	**TOTAL**
681 - INFORMATION TECHNOLOGY	100,000	100,000	100,000	100,000	100,000	-	500,000
TOTAL	**100,000**	**100,000**	**100,000**	**100,000**	**100,000**	**-**	**500,000**

FUNDING, BY FISCAL YEAR

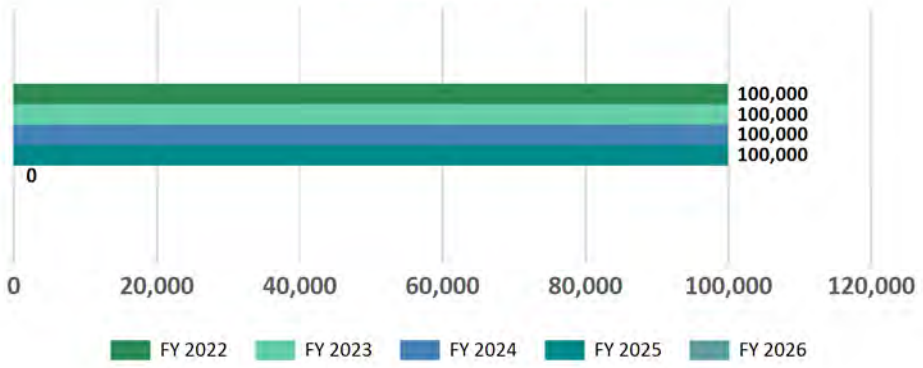

FY 2022 FUNDING, BY FUND



PROJECT NUMBER AUTO - 822 PEPPERMINT RIDGE: NURSING SERVICES

PROGRAM Facilities, Systems and Community Assets

ADMINISTERING DEPARTMENT COMMUNITY DEVELOPMENT

PROGRAM CATEGORY Community Assets and Programmatic Projects

LOCATION CDBG Target Area

STRATEGIC PLAN GOAL Safe Community: Protect our quality of life by ensuring the community is safe and clean.

DESCRIPTION

This is a new program that would address a gap in client care for 24 men and women living in the Ridge's three "satellite" licensed Community Care Homes separate from the main Peppermint Ridge campus located on Magnolia Avenue in Corona. The program would fund nursing care from a registered nurse 32 hours per month to provide assessments, complete wellness checks, and review medical discharge orders from the hospital or ER. Additionally, this nurse would be an advocate for these developmentally disabled residents when interacting with medical professionals. This program would serve 24 people.

JUSTIFICATION

The City Council approved the 2021-2024 Consolidated Plan for CDBG and HOME Funds on June 17, 2020. Each year, the City Council adopts an Action Plan that describes how these funds will be spent in accordance with the strategies outlined in the five-year Consolidated Plan. The Consolidated Plan allows 15 percent of CDBG funds be used for public services that will serve and benefit eligible City residents. Funding this activity is in furtherance of the strategies.

CURRENT STATUS

New project for FY 2022.

OPERATING BUDGET IMPACT

No operating budget impact associated with this project.

GRANT AND OTHER FUNDING OPPORTUNITIES

CDBG is the grant fund utilized to pay for this activity.

FY 2022 - 2026 CAPITAL IMPROVEMENT PLAN

FUNDING SOURCE	EST. CARRYOVER FUNDING	FY 2022	FY 2023	FY 2024	FY 2025	FY 2026	TOTAL
431 - CDBG FUND	-	25,000	-	-	-	-	25,000
TOTAL	**-**	**25,000**	**-**	**-**	**-**	**-**	**25,000**

FUNDING, BY FISCAL YEAR

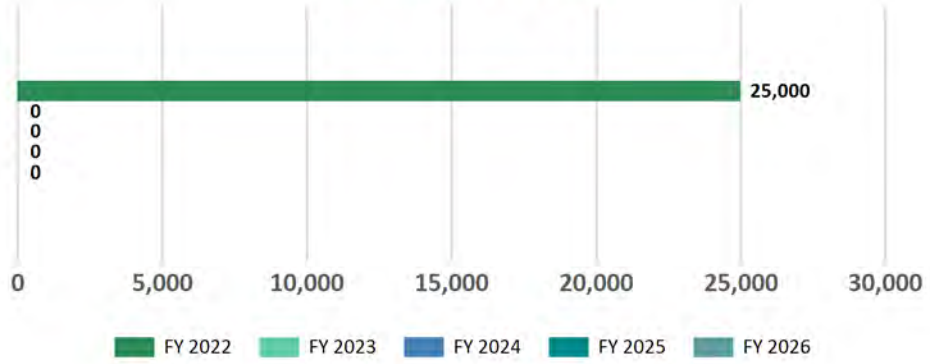

FY 2022 FUNDING, BY FUND

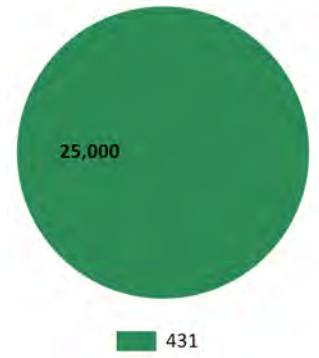

PROJECT NUMBER 78050 — PERSONAL PROTECTIVE EQUIPMENT GRANTS FOR BUSINESSES

PROGRAM Facilities, Systems and Community Assets

ADMINISTERING DEPARTMENT COMMUNITY DEVELOPMENT

PROGRAM CATEGORY Community Assets and Programmatic Projects

LOCATION Citywide CDBG

STRATEGIC PLAN GOAL Safe Community: Protect our quality of life by ensuring the community is safe and clean.

DESCRIPTION

The Personal Protective Equipment Grants for Businesses Program would provide grants in an amount of up to $5,000 to eligible businesses to reimburse costs associated with the purchase of PPE in order to meet Federal and State guidelines that would protect the health of employees. Businesses must have a physical location in the City of Corona that is open to the public. Examples of eligible businesses include but are not limited to nail shops, hair salons, restaurants, retail stores, or other service-oriented businesses. As a general principle, grants will only be provided in cases where it can be reasonably determined that the applicant's business has been adversely impacted by the COVID-19 pandemic and is required to have PPE to allow for the safe operation of the business. The business shall have already been established and open to the public prior to March 13, 2020. Eligible recipients shall provide proof of at least three price quotes to receive a reimbursement under this program. No advanced funds will be administered prior to the City's determination. This program would be offered in three phases, on a first come first serve basis starting January 4, 2021, upon City Council approval of Amendment No. 2 to the 2019-2020 Action Plan.

Phase 1, consisting of calendar Year 2021, will administer up to $5,000 grants to eligible businesses that qualify. Only one grant will be awarded per business in Year 2021. If an unused fund balance remains at the end of Calendar Year 2021, Phase 2 will be implemented in Calendar Year 2022 that will allow new applicants and previous applicants assisted in 2021 to be eligible for funds in an amount of up to $5,000. Only one grant will be awarded per business in Year 2022. If an unused fund balance remains at the end of December 31, 2022, the fund balance shall be transferred to the City of Corona Emergency Related Activities Program, which received $176,000 under Amendment No. 1. This program covered unreimbursed costs for protective supplies and equipment that was necessary to safely reopen public facilities. This includes the purchase of safety materials such as plexiglass barriers and other materials designed to prevent the spread of COVID-19 to employees and the visiting public at public City facilities.

JUSTIFICATION

Federal Government approved the CARES Act in March 2020 and provided CDBG entitlement jurisdictions funding to assist in response to the COVID-19 pandemic. The Council approved the use of funds to provide financial assistance to businesses to pay for personal protective equipment.

CURRENT STATUS

Project is ongoing.

OPERATING BUDGET IMPACT

No operating budget impact associated with this project.

GRANT AND OTHER FUNDING OPPORTUNITIES

CDBG Coronavirus Aid, Relief, and Economic Security Act

		FY 2022 - 2026 CAPITAL IMPROVEMENT PLAN					
FUNDING SOURCE	**EST. CARRYOVER FUNDING**	**FY 2022**	**FY 2023**	**FY 2024**	**FY 2025**	**FY 2026**	**TOTAL**

431 - CDBG FUND	224,557	-	-	-	-	-	224,557
TOTAL	**224,557**	**-**	**-**	**-**	**-**	**-**	**224,557**

FUNDING, BY FISCAL YEAR

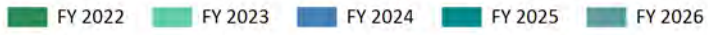

FY 2022 FUNDING, BY FUND

PROJECT NUMBER 71630 — POLICE BODY WORN CAMERAS

PROGRAM Facilities, Systems and Community Assets

ADMINISTERING DEPARTMENT POLICE

PROGRAM CATEGORY City Systems and Controls

LOCATION Corona Police Department

STRATEGIC PLAN GOAL Safe Community: Protect our quality of life by ensuring the community is safe and clean.

DESCRIPTION

Purchase of body worn cameras and related equipment, to document incidents that occur within the community.

JUSTIFICATION

The majority of the body cameras are about 5 years old and reaching their end of life. The department has also been in the process of hiring new officers. Each officer is issued a body camera.

CURRENT STATUS

The Police Department is continually replacing body cameras.

OPERATING BUDGET IMPACT

No operating budget impact associated with this project.

GRANT AND OTHER FUNDING OPPORTUNITIES

No grants or other funding opportunities.

		FY 2022 - 2026 CAPITAL IMPROVEMENT PLAN					
FUNDING SOURCE	**EST. CARRYOVER FUNDING**	**FY 2022**	**FY 2023**	**FY 2024**	**FY 2025**	**FY 2026**	**TOTAL**
110 - GENERAL FUND	1,171	35,000	35,000	35,000	-	-	106,171
TOTAL	**1,171**	**35,000**	**35,000**	**35,000**	**-**	**-**	**106,171**

FUNDING, BY FISCAL YEAR

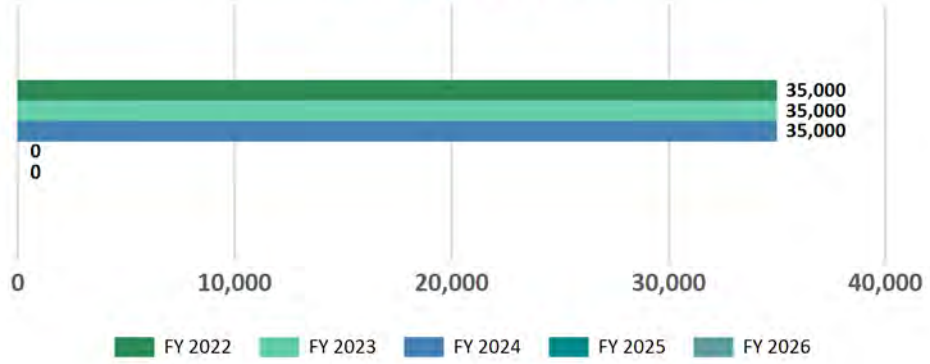

FY 2022 FUNDING, BY FUND

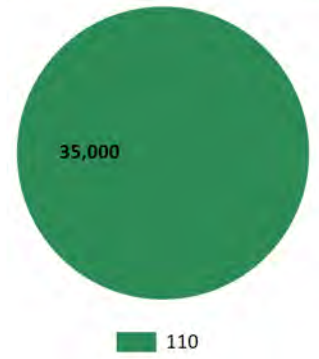

PROJECT NUMBER 71670 — POLICE CAD/RMS SYSTEM

PROGRAM Facilities, Systems and Community Assets

ADMINISTERING DEPARTMENT POLICE

PROGRAM CATEGORY City Systems and Controls

LOCATION Corona Police Department

STRATEGIC PLAN GOAL High-Performing Government: Improve the efficiency and effectiveness of the City's services to bring government into the 21st Century.

DESCRIPTION

Computer Aided Dispatch (CAD) and Records Management System (RMS) that will interface and integrate records and data for all public safety needs.

JUSTIFICATION

The prior CAD/RMS system was close to thirty years old and has surpassed its life cycle. The outdated software could no longer contain or compliment the critical functions of public safety.

CURRENT STATUS

Final payment and acceptance of project has not been issued to Motorola. There are unfinished modules/ interfaces and on-going support service tickets that need to be completed. Project will need to be continued on FY2022.

OPERATING BUDGET IMPACT

There are yearly maintenance and support costs that are currently budgeted for.

GRANT AND OTHER FUNDING OPPORTUNITIES

No grants or other funding opportunities.

		FY 2022 - 2026 CAPITAL IMPROVEMENT PLAN					
FUNDING SOURCE	**EST. CARRYOVER FUNDING**	**FY 2022**	**FY 2023**	**FY 2024**	**FY 2025**	**FY 2026**	**TOTAL**
110 - GENERAL FUND	550,109	-	-	-	-	-	550,109
TOTAL	**550,109**	**-**	**-**	**-**	**-**	**-**	**550,109**

FUNDING, BY FISCAL YEAR

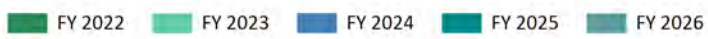

FY 2022 FUNDING, BY FUND

PROJECT NUMBER 72530 — POLICE DEPARTMENT FACILITY IMPROVEMENTS

PROGRAM Facilities, Systems and Community Assets

ADMINISTERING DEPARTMENT MAINTENANCE SERVICES

PROGRAM CATEGORY City Facility Improvements and Upgrades

LOCATION Corona Police Department

STRATEGIC PLAN GOAL Sound Infrastructure: Sustain high quality service delivery by investing in public infrastructure, including parks, buildings, equipment, roads, and technology.

DESCRIPTION

A Capital Improvement Project (CIP) dedicated to the maintenance and repair of the City's Police Department. PD Shooting Range: Repair Roof Near AC Units - Roof repair around AC units; roof is aging and is currently leaking. PD Replace Shooting Range Lighting with LED: Lighting fixtures have been severely damaged over the years of usage and replacing the ballast costs the same as upgrading the lighting to more efficient LED lighting. Several lights do not work causing poorly lit conditions in the range.

JUSTIFICATION

This project ensures that the Police Department is kept in good condition. If maintenance projects are deferred, the City may incur larger maintenance projects. PD Shooting Range Repair Roof Near AC Units: The facility is rented out to external agencies. Because of the leaking roof, it poses a safety hazard (slipping) for users of the Police Department's shooting range, including City of Corona officers and the external agencies that rent the facility. PD Replace Shooting Range Lighting with LED: This poses a hazard and safety issues for employees and police officers. In addition, the Police Department rents this facility out to other agencies.

CURRENT STATUS

PD awning cover project is in quoting process.

OPERATING BUDGET IMPACT

Completing these projects will reduce the number of high costing maintenance projects. PD Shooting Range Repair Roof Near AC Units: Completing this project proactively would prevent more significant corrective maintenance and operating impact. PD Replace Shooting Range Lighting with LED: The new lighting would be energy efficient, which would result in a decrease in electricity costs. Additionally, with the new lighting fixtures, more agencies may rent out the area.

GRANT AND OTHER FUNDING OPPORTUNITIES

No grants or other funding opportunities.

		FY 2022 - 2026 CAPITAL IMPROVEMENT PLAN					
FUNDING SOURCE	**EST. CARRYOVER FUNDING**	**FY 2022**	**FY 2023**	**FY 2024**	**FY 2025**	**FY 2026**	**TOTAL**

110 - GENERAL FUND	37,000	62,327	67,260	45,000	201,829	45,000	458,416
TOTAL	**37,000**	**62,327**	**67,260**	**45,000**	**201,829**	**45,000**	**458,416**

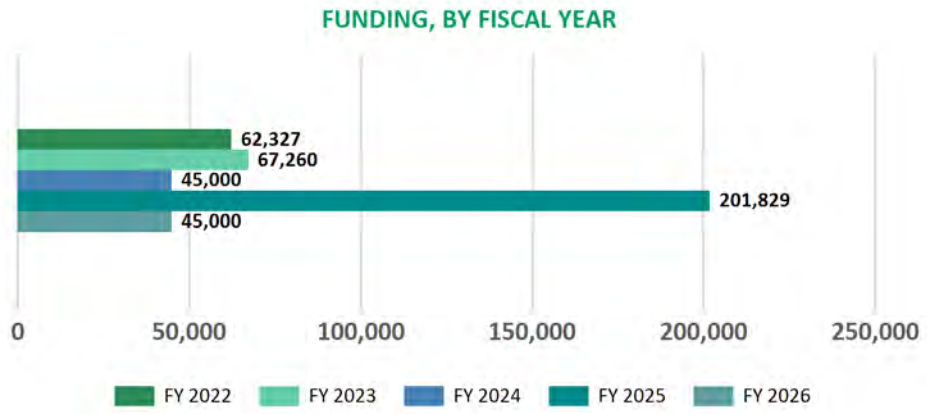

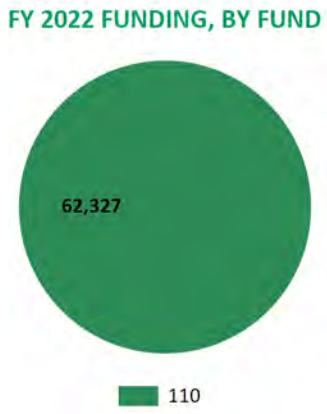

PROJECT NUMBER 86450 — POLICE EQUIPMENT ACQUISITION

PROGRAM Facilities, Systems and Community Assets

ADMINISTERING DEPARTMENT POLICE

PROGRAM CATEGORY Community Assets and Programmatic Projects

LOCATION Corona Police Department

STRATEGIC PLAN GOAL Safe Community: Protect our quality of life by ensuring the community is safe and clean.

DESCRIPTION

Various police equipment related to community and/or development impacts.

JUSTIFICATION

Law Enforcement Impact Fee is limited to capitalized costs related to that growth.

CURRENT STATUS

Project is ongoing.

OPERATING BUDGET IMPACT

No operating budget impact associated with this project.

GRANT AND OTHER FUNDING OPPORTUNITIES

No grants or other funding opportunities for this project.

FY 2022 - 2026 CAPITAL IMPROVEMENT PLAN

FUNDING SOURCE	EST. CARRYOVER FUNDING	FY 2022	FY 2023	FY 2024	FY 2025	FY 2026	TOTAL
213 - LAW ENFORCEMENT DEV FEE	72,161	71,990	-	-	-	-	144,151
TOTAL	**72,161**	**71,990**	**-**	**-**	**-**	**-**	**144,151**

FUNDING, BY FISCAL YEAR

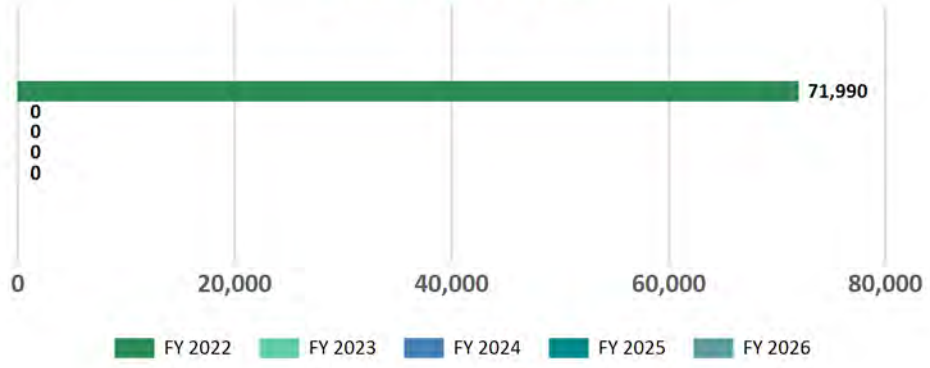

FY 2022 FUNDING, BY FUND

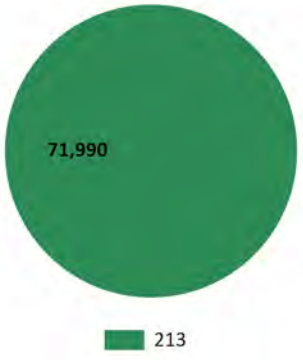

PROJECT NUMBER 70110 — PUBLIC SAFETY ENTERPRISE COMMUNICATION (PSEC) RADIO INTEROPERABILITY

PROGRAM Facilities, Systems and Community Assets

ADMINISTERING DEPARTMENT POLICE

PROGRAM CATEGORY City Systems and Controls

LOCATION Corona Police Department

STRATEGIC PLAN GOAL High-Performing Government: Improve the efficiency and effectiveness of the City's services to bring government into the 21st Century.

DESCRIPTION

Migrate to the County Public Safety Enterprise Communication (PSEC) radio system to provide additional channels, wider area coverage, improved in-building penetration and countywide interoperability.

JUSTIFICATION

The project will enhance radio interoperability and provide the ability to communicate with other agencies immediately. It also provides encryption security of radio communications.

CURRENT STATUS

City is working in conjunction with PSEC to have a additional antenna installed on Grape Hill to address communication issues. Will need to carry forward if work is not complete in FY2021.

OPERATING BUDGET IMPACT

There is a subscription rate for each radio operating on the County PSEC radio system starting in FY2022 that was authorized when the project was approved by council. This subscription rate has been included in the Police Department budget.

GRANT AND OTHER FUNDING OPPORTUNITIES

Homeland Security grant funds are being utilized for some of the antenna costs.

		FY 2022 - 2026 CAPITAL IMPROVEMENT PLAN					
FUNDING SOURCE	**EST. CARRYOVER FUNDING**	**FY 2022**	**FY 2023**	**FY 2024**	**FY 2025**	**FY 2026**	**TOTAL**
110 - GENERAL FUND	154,977	-	-	-	-	-	154,977
213 - LAW ENFORCEMENT DEV FEE	194,035	-	-	-	-	-	194,035
231 - CAL COPS GRANTS	200,000	-	-	-	-	-	200,000
TOTAL	**549,012**	**-**	**-**	**-**	**-**	**-**	**549,012**

FUNDING, BY FISCAL YEAR

FY 2022 FUNDING, BY FUND

PROJECT NUMBER AUTO - 766 REPLACE FIRE MICROWAVE NETWORK

PROGRAM Facilities, Systems and Community Assets

ADMINISTERING DEPARTMENT INFORMATION TECHNOLOGY

PROGRAM CATEGORY City Systems and Controls

LOCATION City Hall

STRATEGIC PLAN GOAL Sound Infrastructure: Sustain high quality service delivery by investing in public infrastructure, including parks, buildings, equipment, roads, and technology.

DESCRIPTION

Refresh Microwave system between Fire Stations and City Hall.

Replacement Cost (entire system - $600K):
Part I - Replace the two backhaul circuits (Grape Hill and SDO to City Hall) - $150K
Part II - Replace Fire Station and Senior Center links. $450K

JUSTIFICATION

This project is needed to ensure reliable operation of the Fire Department network connection to the City. The current system core components are twelve years old and the radios are five years old. Replacing the entire system will increase bandwidth capacity, performance and reliability of the Fire Department Microwave system. The system includes the replacement of antennas, microwave radios, protection circuits, power supplies, battery back up power and upgrading FCC licenses. A new system has an 8 to 10 year life.

CURRENT STATUS

New project for FY 2022.

OPERATING BUDGET IMPACT

No operating impact for first three years.

GRANT AND OTHER FUNDING OPPORTUNITIES

No grants or other funding opportunities.

FY 2022 - 2026 CAPITAL IMPROVEMENT PLAN

FUNDING SOURCE	EST. CARRYOVER FUNDING	FY 2022	FY 2023	FY 2024	FY 2025	FY 2026	TOTAL
681 - INFORMATION TECHNOLOGY	-	150,000	450,000	-	-	-	600,000
TOTAL	**-**	**150,000**	**450,000**	**-**	**-**	**-**	**600,000**

FUNDING, BY FISCAL YEAR

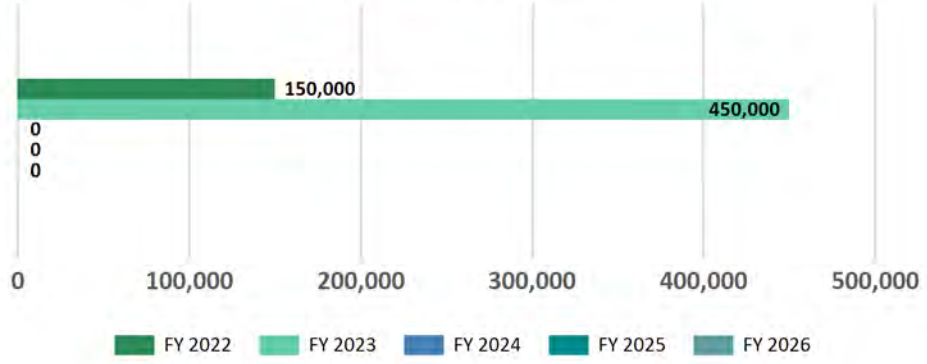

FY 2022 FUNDING, BY FUND



PROJECT NUMBER 72540 — REPLACE MICROWAVE LINKS TO FIRE STATION

PROGRAM Facilities, Systems and Community Assets

ADMINISTERING DEPARTMENT INFORMATION TECHNOLOGY

PROGRAM CATEGORY City Systems and Controls

LOCATION Citywide

STRATEGIC PLAN GOAL Sound Infrastructure: Sustain high quality service delivery by investing in public infrastructure, including parks, buildings, equipment, roads, and technology.

DESCRIPTION

The City uses microwave radio links to connect the fire stations with City Hall for networking capabilities, including internet and City intranet. The existing system is aged and becoming increasingly difficult and expensive to service. The Fire Department is implementing a new tone alerting system for the Fire Stations that will run on this network.

JUSTIFICATION

In its current condition, the network is unreliable and outdated. To ensure the fire stations receive prompt and reliable tone alerting to dispatch fire personnel and apparatus to emergencies the City has an immediate need to replace the radio network between the facilities.

CURRENT STATUS

Project is ongoing.

OPERATING BUDGET IMPACT

No operating budget impact associated with this project.

GRANT AND OTHER FUNDING OPPORTUNITIES

No grants or other funding opportunities.

		FY 2022 - 2026 CAPITAL IMPROVEMENT PLAN					
FUNDING SOURCE	**EST. CARRYOVER FUNDING**	**FY 2022**	**FY 2023**	**FY 2024**	**FY 2025**	**FY 2026**	**TOTAL**
110 - GENERAL FUND	39,126	-	-	-	-	-	39,126
TOTAL	**39,126**	**-**	**-**	**-**	**-**	**-**	**39,126**

FUNDING, BY FISCAL YEAR

FY 2022 FUNDING, BY FUND

PROJECT NUMBER 67133 — RESIDENTIAL REHABILITATION PROGRAM

PROGRAM Facilities, Systems and Community Assets

ADMINISTERING DEPARTMENT COMMUNITY DEVELOPMENT

PROGRAM CATEGORY Community Assets and Programmatic Projects

LOCATION Citywide

STRATEGIC PLAN GOAL Safe Community: Protect our quality of life by ensuring the community is safe and clean.

DESCRIPTION

Residential Rehabilitation Program provides forgivable loans to owner-occupied dwelling units to address critical home improvement needs.

JUSTIFICATION

Since the loss of redevelopment funds, CDBG and HOME funds have been used to fund the Residential Rehabilitation Program for low-income eligible residential property owners.

CURRENT STATUS

Project is ongoing.

OPERATING BUDGET IMPACT

No operating budget impact associated with this project.

GRANT AND OTHER FUNDING OPPORTUNITIES

No grants or other funding opportunities.

FY 2022 - 2026 CAPITAL IMPROVEMENT PLAN

FUNDING SOURCE	EST. CARRYOVER FUNDING	FY 2022	FY 2023	FY 2024	FY 2025	FY 2026	TOTAL
431 - CDBG FUND	371,259	-	-	-	-	-	371,259
432 - HOME INVSTMT PRTNSP PG	508,556	-	-	-	-	-	508,556
TOTAL	**879,815**	**-**	**-**	**-**	**-**	**-**	**879,815**

FUNDING, BY FISCAL YEAR

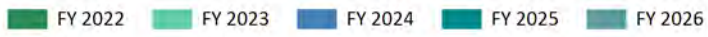

FY 2022 FUNDING, BY FUND

PROJECT NUMBER AUTO - 748 RIVER ROAD PARK NEW ROOF FOR BUILDING

PROGRAM Facilities, Systems and Community Assets

ADMINISTERING DEPARTMENT COMMUNITY SERVICES

PROGRAM CATEGORY General Safety, Maintenance and Other Improvements

LOCATION River Road Park

STRATEGIC PLAN GOAL Sound Infrastructure: Sustain high quality service delivery by investing in public infrastructure, including parks, buildings, equipment, roads, and technology.

DESCRIPTION

Remove existing roof and install new asphalt shingle roof.

JUSTIFICATION

The roof on the building at River Road park needs to be replaced. It has a leak causing damage to the inside of the building. The City has a lease agreement with the YMCA and in the agreement, the City is responsible for major repairs. The roof qualifies as a major repair. Also, the building is used for daycare operations by the YMCA so the damage to the building creates a safety hazard.

CURRENT STATUS

New FY 2022 project.

OPERATING BUDGET IMPACT

No operating budget impact associated with this project.

GRANT AND OTHER FUNDING OPPORTUNITIES

No grants or other funding opportunities for this project.

		FY 2022 - 2026 CAPITAL IMPROVEMENT PLAN					
FUNDING SOURCE	**EST. CARRYOVER FUNDING**	**FY 2022**	**FY 2023**	**FY 2024**	**FY 2025**	**FY 2026**	**TOTAL**
110 - GENERAL FUND	-	25,000	-	-	-	-	25,000
TOTAL	**-**	**25,000**	**-**	**-**	**-**	**-**	**25,000**

FUNDING, BY FISCAL YEAR

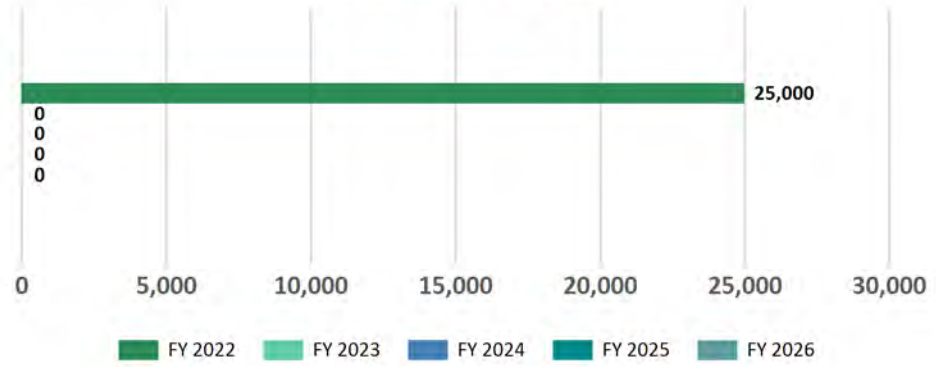

FY 2022 FUNDING, BY FUND

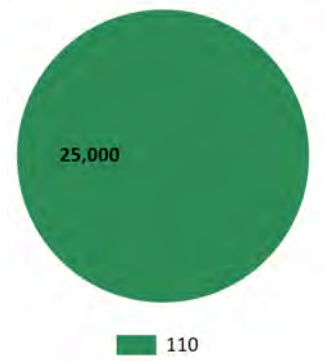

PROJECT NUMBER 76090 — SD-WAN SOLUTION

PROGRAM Facilities, Systems and Community Assets

ADMINISTERING DEPARTMENT INFORMATION TECHNOLOGY

PROGRAM CATEGORY Community Assets and Programmatic Projects

LOCATION Citywide

STRATEGIC PLAN GOAL Sound Infrastructure: Sustain high quality service delivery by investing in public infrastructure, including parks, buildings, equipment, roads, and technology.

DESCRIPTION

A software-defined wide area network (SD-WAN) is a network abstracted from its hardware, creating a virtualized network overlay. SD-WAN allows for the ability to combine multiple network connections to intelligently route traffic more efficiently and provide cost savings by enabling the use of inexpensive internet lines while delivering better reliability and uptime.

JUSTIFICATION

SD-Wan will provide better network uptime and business continuity for remote sites such as the Senior Center, Circle City Center, and the Fire Stations.

CURRENT STATUS

Project is ongoing.

OPERATING BUDGET IMPACT

No operating budget impact associated with this project.

GRANT AND OTHER FUNDING OPPORTUNITIES

No grants or other funding opportunities.

FY 2022 - 2026 CAPITAL IMPROVEMENT PLAN

FUNDING SOURCE	EST. CARRYOVER FUNDING	FY 2022	FY 2023	FY 2024	FY 2025	FY 2026	TOTAL
681 - INFORMATION TECHNOLOGY	50,000	50,000	-	-	-	-	100,000
TOTAL	**50,000**	**50,000**	**-**	**-**	**-**	**-**	**100,000**

FUNDING, BY FISCAL YEAR

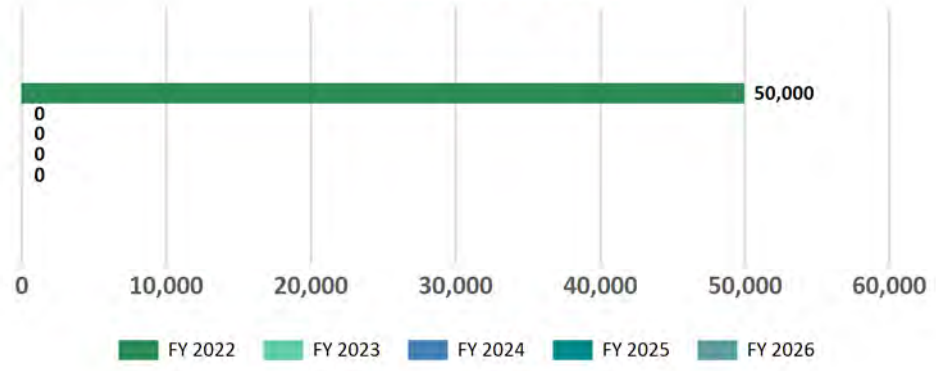

FY 2022 FUNDING, BY FUND

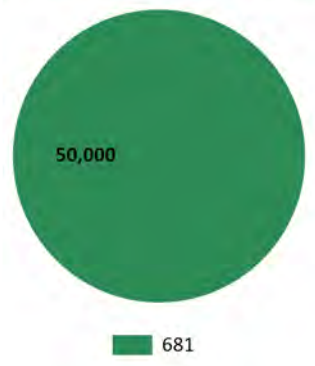

PROJECT NUMBER 77000 — SECURITY SOLUTION TO IDENTIFY NEFARIOUS MOVEMENT

PROGRAM Facilities, Systems and Community Assets

ADMINISTERING DEPARTMENT INFORMATION TECHNOLOGY

PROGRAM CATEGORY Community Assets and Programmatic Projects

LOCATION Citywide

STRATEGIC PLAN GOAL High-Performing Government: Improve the efficiency and effectiveness of the City's services to bring government into the 21st Century.

DESCRIPTION

A security solution is needed to ensure the City is able to monitor and automatically react to bad actors that have compromised the City's security and are inside of the network. The solution will monitor all traffic, audit, and contain any nefarious actions occuring.

JUSTIFICATION

To give the City insight as to what activity is occurring within the network and ensure we are meeting compliance standards, such as PCI (Payment Card Industry) and HIPAA (Health Insurance Portability and Accountability Act). This will also help to automate actions in the chance nefarious actions are discovered to be occurring in the network.

CURRENT STATUS

Project is ongoing.

OPERATING BUDGET IMPACT

No operating budget impact associated with this project.

GRANT AND OTHER FUNDING OPPORTUNITIES

No grants or other funding opportunities.

		FY 2022 - 2026 CAPITAL IMPROVEMENT PLAN					
FUNDING SOURCE	**EST. CARRYOVER FUNDING**	**FY 2022**	**FY 2023**	**FY 2024**	**FY 2025**	**FY 2026**	**TOTAL**
681 - INFORMATION TECHNOLOGY	150,000	-	-	-	-	-	150,000
TOTAL	**150,000**	**-**	**-**	**-**	**-**	**-**	**150,000**

FUNDING, BY FISCAL YEAR

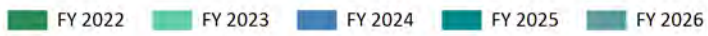

FY 2022 FUNDING, BY FUND

PROJECT NUMBER AUTO - 793 SELF-CONTAINED BREATHING APPARATUS (SCBA)

PROGRAM Facilities, Systems and Community Assets

ADMINISTERING DEPARTMENT FIRE

PROGRAM CATEGORY Community Assets and Programmatic Projects

LOCATION Citywide

STRATEGIC PLAN GOAL Sound Infrastructure: Sustain high quality service delivery by investing in public infrastructure, including parks, buildings, equipment, roads, and technology.

DESCRIPTION

Self-Contained Breathing Apparatus (SCBA) replacement program (Phase I of II).

JUSTIFICATION

The self-contained breathing apparatus are at the end of their life cycle and are no longer supported by their manufacturer. The new equipment will meet the National Fire Protection Association's current standard for 5,500 PSI breathing air capacity, thus increasing firefighter safety and productivity.

CURRENT STATUS

New Project. Funding requested in prior year and deferred for one year. Phase I will be completed in FY 2022. Phase II will be completed in FY 2023.

OPERATING BUDGET IMPACT

The purchase of new replacement SCBA equipment will not impact the fire department's operating budget. This project is replacing existing equipment and will not require additional operating and maintenance costs beyond what is currently expended on equipment. Currently, the department is incurring large repairs and maintenance costs for aged and obsolete equipment. New SCBA equipment will be covered under a manufacturer's warranty.

GRANT AND OTHER FUNDING OPPORTUNITIES

No grants or other funding opportunities.

		FY 2022 - 2026 CAPITAL IMPROVEMENT PLAN					
FUNDING SOURCE	**EST. CARRYOVER FUNDING**	**FY 2022**	**FY 2023**	**FY 2024**	**FY 2025**	**FY 2026**	**TOTAL**
110 - GENERAL FUND	-	700,000	700,000	-	-	-	1,400,000
TOTAL	**-**	**700,000**	**700,000**	**-**	**-**	**-**	**1,400,000**

FUNDING, BY FISCAL YEAR

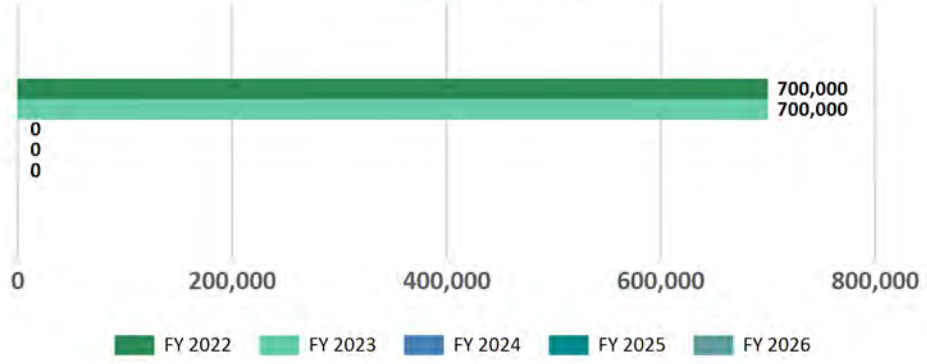

FY 2022 FUNDING, BY FUND

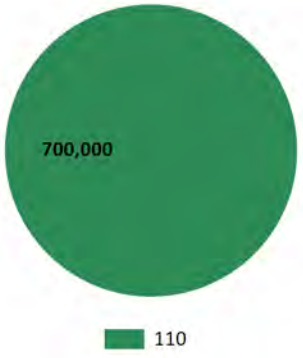

PROJECT NUMBER 65810 — SKYPARK OPA

PROGRAM Facilities, Systems and Community Assets

ADMINISTERING DEPARTMENT COMMUNITY DEVELOPMENT

PROGRAM CATEGORY Community Assets and Programmatic Projects

LOCATION 1450 W Rincon

STRATEGIC PLAN GOAL Strong Economy: Expand the local economy by supporting local businesses, providing opportunities for new businesses, and ensuring there are ample opportunities for job seekers.

DESCRIPTION

Reimbursement per the Owner Participation Agreement and Economic Development Job Creations Grant for the development of industrial, office and research and development buildings.

JUSTIFICATION

Financial obligation of the former Redevelopment Agency of the City of Corona.

CURRENT STATUS

Project complete.

OPERATING BUDGET IMPACT

No operating budget impact associated with this project.

GRANT AND OTHER FUNDING OPPORTUNITIES

No grants or other funding opportunities.

		FY 2022 - 2026 CAPITAL IMPROVEMENT PLAN					
FUNDING SOURCE	**EST. CARRYOVER FUNDING**	**FY 2022**	**FY 2023**	**FY 2024**	**FY 2025**	**FY 2026**	**TOTAL**
417 - RDA SUCCESSOR AGENCY-CP	895	80,000	81,600	83,232	84,897	86,595	417,219
TOTAL	**895**	**80,000**	**81,600**	**83,232**	**84,897**	**86,595**	**417,219**

FUNDING, BY FISCAL YEAR

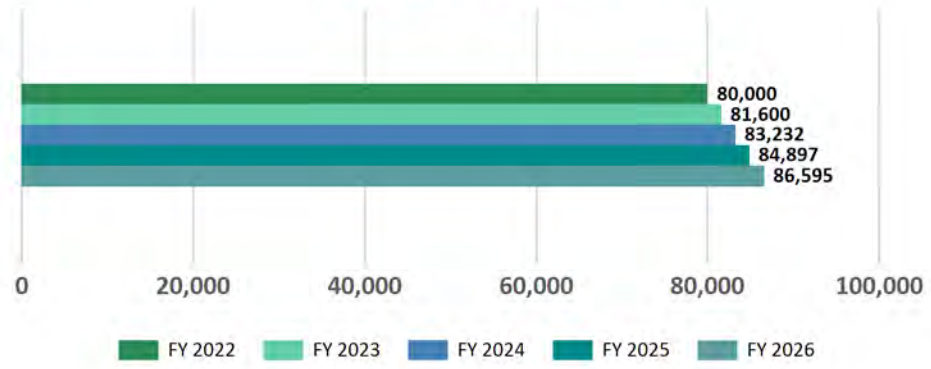

FY 2022 FUNDING, BY FUND

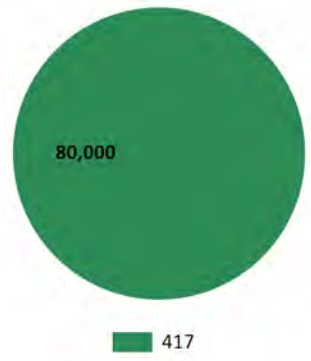

PROJECT NUMBER AUTO - 824 — STARTING OVER, INC.: PATH TO SEED

PROGRAM Facilities, Systems and Community Assets

ADMINISTERING DEPARTMENT COMMUNITY DEVELOPMENT

PROGRAM CATEGORY Community Assets and Programmatic Projects

LOCATION CDBG Target Area

STRATEGIC PLAN GOAL Safe Community: Protect our quality of life by ensuring the community is safe and clean.

DESCRIPTION

This program would assist formerly incarcerated and convicted people to find employment, which is an essential first step to reentering society, maintaining housing, and remaining out of jail or prison. Studies show that work reduces reoffending, and the sooner ex-offenders are employed, the less likely they will commit future crimes. Path to SEED helps participants address typical barriers like background checks, employers policies and practices, discrimination, and lack of employment skills. Starting Over provides pre-employment readiness training and other resources through MOUs maintained with employers, employment agencies, local businesses, consultants, and other community stakeholders. This program is expected to serve 120 people.

JUSTIFICATION

The City Council approved the 2021-2024 Consolidated Plan for CDBG and HOME Funds on June 17, 2020. Each year, the City Council adopts an Action Plan that describes how these funds will be spent in accordance with the strategies outlined in the five-year Consolidated Plan. The Consolidated Plan allows 15 percent of CDBG funds be used for public services that will serve and benefit eligible City residents. Funding this activity is in furtherance of the strategies.

CURRENT STATUS

New project for FY 2022.

OPERATING BUDGET IMPACT

No operating budget impact associated with this project.

GRANT AND OTHER FUNDING OPPORTUNITIES

CDBG is the grant fund utilized to pay for this activity.

FY 2022 - 2026 CAPITAL IMPROVEMENT PLAN

FUNDING SOURCE	EST. CARRYOVER FUNDING	FY 2022	FY 2023	FY 2024	FY 2025	FY 2026	TOTAL
431 - CDBG FUND	-	25,000	-	-	-	-	25,000
TOTAL	**-**	**25,000**	**-**	**-**	**-**	**-**	**25,000**

FUNDING, BY FISCAL YEAR

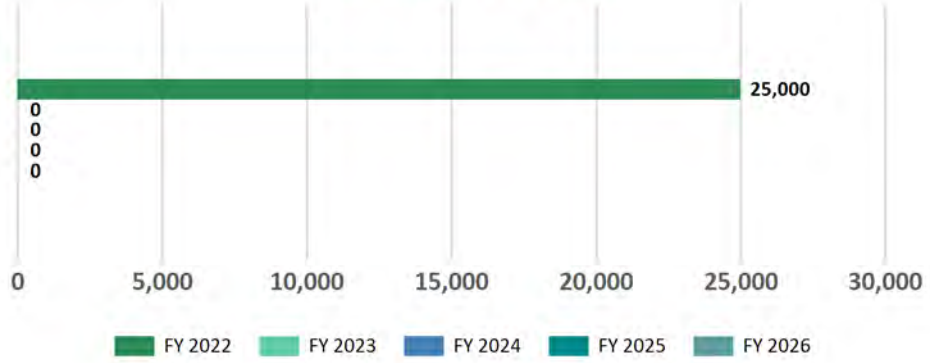

FY 2022 FUNDING, BY FUND

PROJECT NUMBER 78140 — STORM DRAIN CATCH BASIN FILTERS

PROGRAM Facilities, Systems and Community Assets

ADMINISTERING DEPARTMENT MAINTENANCE SERVICES

PROGRAM CATEGORY General Safety, Maintenance and Other Improvements

LOCATION Citywide

STRATEGIC PLAN GOAL Sound Infrastructure: Sustain high quality service delivery by investing in public infrastructure, including parks, buildings, equipment, roads, and technology.

DESCRIPTION

This project will be for the purchase and installation of storm water catch basin filters throughout the entire City. The catch basin filters are required as part of the Municipal Separate Storm Sewer System (MS4) permit.

JUSTIFICATION

This project is required as part of the Municipal Separate Storm Sewer System (MSR4) permit. If this project is not completed, the City will be non-compliant with the regulation.

CURRENT STATUS

This project was originally funded through the Operating Budget, but was transferred to the CIP. A tentative schedule anticipates bidding in January 2021.

OPERATING BUDGET IMPACT

Each storm drain will require maintenance. The maintenance costs will increase as new catch basins are installed.

GRANT AND OTHER FUNDING OPPORTUNITIES

No grants or other funding opportunities.

		FY 2022 - 2026 CAPITAL IMPROVEMENT PLAN					
FUNDING SOURCE	**EST. CARRYOVER FUNDING**	**FY 2022**	**FY 2023**	**FY 2024**	**FY 2025**	**FY 2026**	**TOTAL**
245 - COUNTY SERVICE AREA 152	91,508	150,000	156,060	159,182	162,365	165,613	884,728
TOTAL	**91,508**	**150,000**	**156,060**	**159,182**	**162,365**	**165,613**	**884,728**

FUNDING, BY FISCAL YEAR

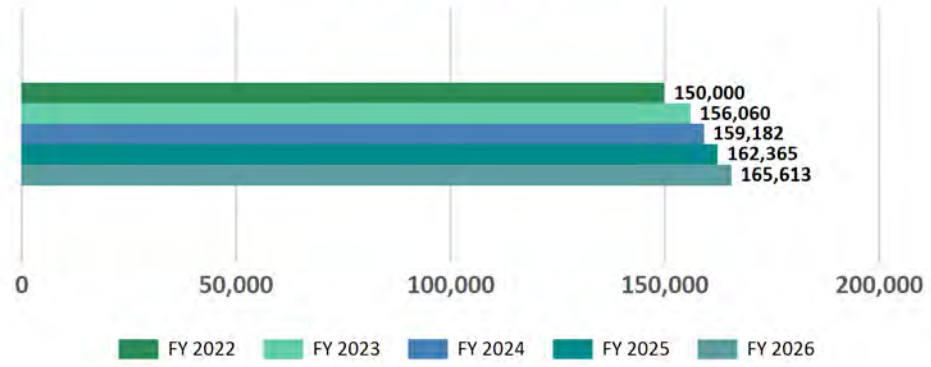

FY 2022 FUNDING, BY FUND

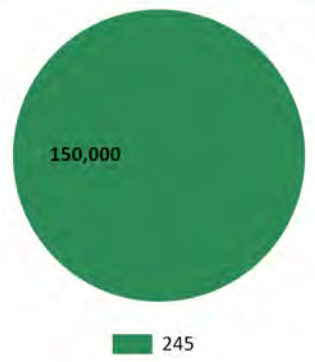

PROJECT NUMBER 70130 — TECHNOLOGY ENHANCEMENTS

PROGRAM Facilities, Systems and Community Assets

ADMINISTERING DEPARTMENT INFORMATION TECHNOLOGY

PROGRAM CATEGORY Community Assets and Programmatic Projects

LOCATION Citywide

STRATEGIC PLAN GOAL High-Performing Government: Improve the efficiency and effectiveness of the City's services to bring government into the 21st Century.

DESCRIPTION

Technological devices and/or software system improvements to enhance communication and efficiencies within the organization. These funds have been used to implement Microsoft Dynamics CRM, currently used by the City Clerk's office as part of the City's 311 Portal for public record requests.

JUSTIFICATION

The City Clerk has requested additional enhancements to add further automation and process workflows to add to Microsoft Dynamics CRM. The City Clerk has benefited in time savings and process improvements due to the City's 311 Portal for public records requests. The Police department, in seeing these benefits, is also requesting to utilize this system.

CURRENT STATUS

Project is ongoing. The City is currently working with a vendor to implement additional enhancements requested by the City Clerk to the Microsoft Dynamics 311 portal.

OPERATING BUDGET IMPACT

Ongoing costs for licensing for employees to Microsoft Dynamics CRM. The current cost for licensing is $59,793.00

GRANT AND OTHER FUNDING OPPORTUNITIES

No grants or other funding opportunities.

		FY 2022 - 2026 CAPITAL IMPROVEMENT PLAN					
FUNDING SOURCE	**EST. CARRYOVER FUNDING**	**FY 2022**	**FY 2023**	**FY 2024**	**FY 2025**	**FY 2026**	**TOTAL**
110 - GENERAL FUND	53,179	-	-	-	-	-	53,179
TOTAL	**53,179**	**-**	**-**	**-**	**-**	**-**	**53,179**

FUNDING, BY FISCAL YEAR

FY 2022 FUNDING, BY FUND

PROJECT NUMBER 68530 — TEMESCAL CANYON/ DOS LAGOS OWNER PARTICIPATION AGREEMENT

PROGRAM Facilities, Systems and Community Assets

ADMINISTERING DEPARTMENT COMMUNITY DEVELOPMENT

PROGRAM CATEGORY Community Assets and Programmatic Projects

LOCATION Dos Lagos Shopping Center

STRATEGIC PLAN GOAL Strong Economy: Expand the local economy by supporting local businesses, providing opportunities for new businesses, and ensuring there are ample opportunities for job seekers.

DESCRIPTION

Reimbursement per the Owner Participation Agreement (OPA) for Public Improvements.

JUSTIFICATION

Financial obligation of the former Redevelopment Agency of the City of Corona.

CURRENT STATUS

Project complete.

OPERATING BUDGET IMPACT

No operating budget impact associated with this project.

GRANT AND OTHER FUNDING OPPORTUNITIES

No grants or other funding opportunities.

		FY 2022 - 2026 CAPITAL IMPROVEMENT PLAN					
FUNDING SOURCE	**EST. CARRYOVER FUNDING**	**FY 2022**	**FY 2023**	**FY 2024**	**FY 2025**	**FY 2026**	**TOTAL**
417 - RDA SUCCESSOR AGENCY-CP	1	463,939	-	-	-	-	463,940
TOTAL	**1**	**463,939**	**-**	**-**	**-**	**-**	**463,940**

FUNDING, BY FISCAL YEAR

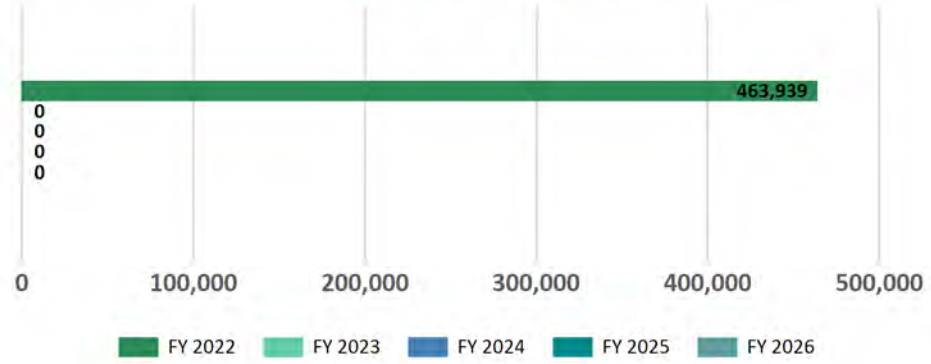

FY 2022 FUNDING, BY FUND

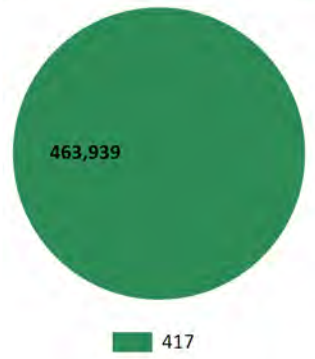

PROJECT NUMBER 75030 — TENANT-BASED RENTAL ASSISTANCE

PROGRAM Facilities, Systems and Community Assets

ADMINISTERING DEPARTMENT COMMUNITY DEVELOPMENT

PROGRAM CATEGORY Community Assets and Programmatic Projects

LOCATION Citywide

STRATEGIC PLAN GOAL Safe Community: Protect our quality of life by ensuring the community is safe and clean.

DESCRIPTION

HOME funded Tenant Based Rental Assistance Program (TBRA). TBRA is one of the homeless strategy programs. TBRA program funds will be used to assist low-income and/or homeless households with rent payments.

JUSTIFICATION

May 2020 the City Council approved a comprehensive homeless strategic plan to provide wraparound services to the homeless population. Part of that effort includes rental assistance. HOME funds were allocated and approved by the City Council under the CDBG/HOME FY2020/2021 Action Plan.

CURRENT STATUS

Project is ongoing.

OPERATING BUDGET IMPACT

No anticipated operating budget impacts.

GRANT AND OTHER FUNDING OPPORTUNITIES

HOME Funds.

		FY 2022 - 2026 CAPITAL IMPROVEMENT PLAN					
FUNDING SOURCE	**EST. CARRYOVER FUNDING**	**FY 2022**	**FY 2023**	**FY 2024**	**FY 2025**	**FY 2026**	**TOTAL**
432 - HOME INVSTMT PRTNSP PG	538,093	372,817	-	-	-	-	910,910
TOTAL	**538,093**	**372,817**	**-**	**-**	**-**	**-**	**910,910**

FUNDING, BY FISCAL YEAR

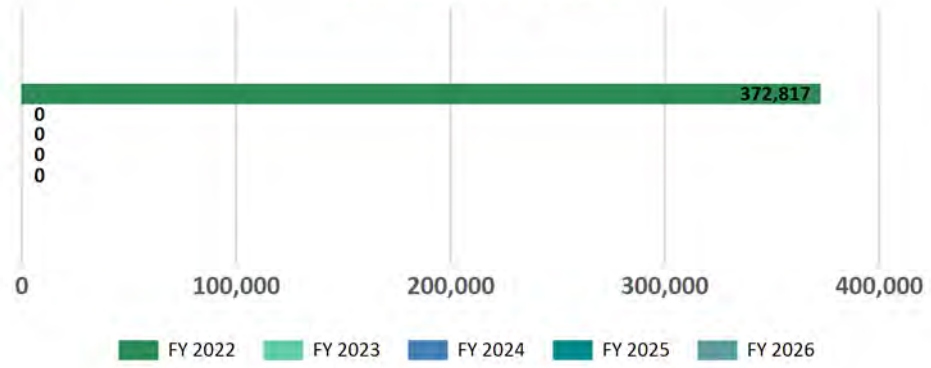

FY 2022 FUNDING, BY FUND

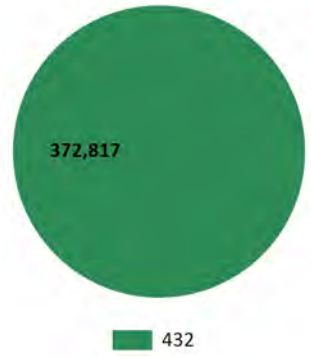

PROJECT NUMBER 72330 — TIMEKEEPING SYSTEM

PROGRAM Facilities, Systems and Community Assets

ADMINISTERING DEPARTMENT INFORMATION TECHNOLOGY

PROGRAM CATEGORY City Systems and Controls

LOCATION Citywide

STRATEGIC PLAN GOAL High-Performing Government: Improve the efficiency and effectiveness of the City's services to bring government into the 21st Century.

DESCRIPTION

To purchase and implement a new software system to assist with the City's timekeeping/HR/Payroll services.

JUSTIFICATION

Due to the limitations of the City's current 20+ year old accounting system, many manual processes are performed regarding Timekeeping and Payroll functions. This leads to processes that take much longer and are error-prone. The Human Resources department currently does not have a system of record and still stored all documents physically. This leads to many processes that take much longer than if they used a software system that included automation to manage employees.

CURRENT STATUS

The City has implemented an updated scheduling system, Kronos, for the Police and Fire. ADP, was selected for the remaining services. However, it was discovered that certain required features were missing from the product. The City elected to cancel the ADP contract. Before going back out to bid, it was determined to complete a business process mapping to ensure all requirements and processes are mapped beforehand, providing all those responding to the RFP will know the City's exact needs.

OPERATING BUDGET IMPACT

Ongoing maintenance/license costs.

GRANT AND OTHER FUNDING OPPORTUNITIES

No grants or other funding opportunities.

FY 2022 - 2026 CAPITAL IMPROVEMENT PLAN

FUNDING SOURCE	EST. CARRYOVER FUNDING	FY 2022	FY 2023	FY 2024	FY 2025	FY 2026	TOTAL
110 - GENERAL FUND	331,376	-	-	-	-	-	331,376
TOTAL	**331,376**	**-**	**-**	**-**	**-**	**-**	**331,376**

FUNDING, BY FISCAL YEAR

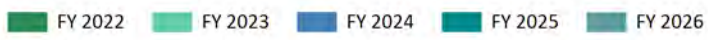

FY 2022 FUNDING, BY FUND

PROJECT NUMBER AUTO - 770 UPGRADE BADGE ACCESS SYSTEM

PROGRAM Facilities, Systems and Community Assets

ADMINISTERING DEPARTMENT INFORMATION TECHNOLOGY

PROGRAM CATEGORY City Systems and Controls

LOCATION Citywide

STRATEGIC PLAN GOAL High-Performing Government: Improve the efficiency and effectiveness of the City's services to bring government into the 21st Century.

DESCRIPTION

Upgrade the Badge Access System.

JUSTIFICATION

The City's current badge access system is fifteen years old and is past it's useful service life. Over the past few years we have experienced a greater number of failures. This is our second budget year in which we have requested funding to begin replacement of the City's badge access system. The service life of this system is 10 years. We are requesting funding over the next three years to replace the system in phases.

CURRENT STATUS

New project for FY 2022.

OPERATING BUDGET IMPACT

Estimated $30K year four and beyond annual impact.

GRANT AND OTHER FUNDING OPPORTUNITIES

No grant or other funding opportunities.

		FY 2022 - 2026 CAPITAL IMPROVEMENT PLAN					
FUNDING SOURCE	**EST. CARRYOVER FUNDING**	**FY 2022**	**FY 2023**	**FY 2024**	**FY 2025**	**FY 2026**	**TOTAL**
681 - INFORMATION TECHNOLOGY	-	50,000	50,000	50,000	-	-	150,000
TOTAL	**-**	**50,000**	**50,000**	**50,000**	**-**	**-**	**150,000**

FUNDING, BY FISCAL YEAR

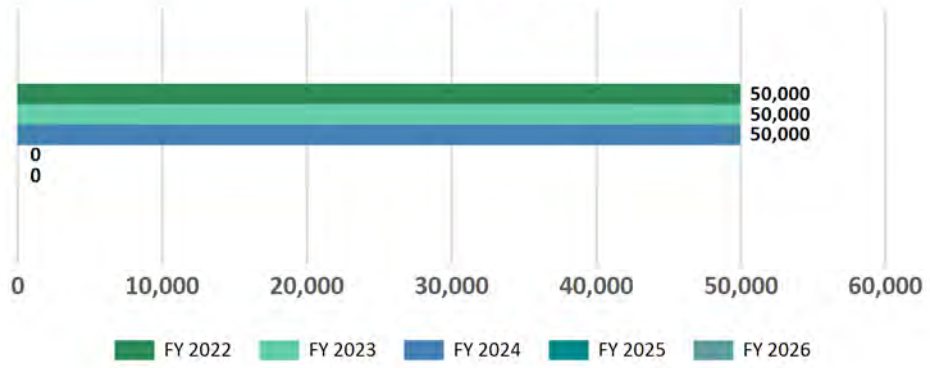

FY 2022 FUNDING, BY FUND



PROJECT NUMBER AUTO - 795 URBAN SEARCH AND RESCUE & EXTRICATION EQUIPMENT

PROGRAM Facilities, Systems and Community Assets

ADMINISTERING DEPARTMENT FIRE

PROGRAM CATEGORY Community Assets and Programmatic Projects

LOCATION Citywide

STRATEGIC PLAN GOAL Sound Infrastructure: Sustain high quality service delivery by investing in public infrastructure, including parks, buildings, equipment, roads, and technology.

DESCRIPTION

Urban Search and Rescue & Extrication equipment replacement program.

JUSTIFICATION

Current Urban Search and Rescue & extrication equipment will require replacement in FY 2026.

CURRENT STATUS

New project for FY 2026.

OPERATING BUDGET IMPACT

No operating budget impact. This project is replacing existing equipment and will not require additional operating and maintenance costs beyond what is currently expended on equipment.

GRANT AND OTHER FUNDING OPPORTUNITIES

No grants or other funding opportunities.

		FY 2022 - 2026 CAPITAL IMPROVEMENT PLAN					
FUNDING SOURCE	**EST. CARRYOVER FUNDING**	**FY 2022**	**FY 2023**	**FY 2024**	**FY 2025**	**FY 2026**	**TOTAL**
110 - GENERAL FUND	-	-	-	-	-	150,000	150,000
TOTAL	**-**	**-**	**-**	**-**	**-**	**150,000**	**150,000**

FUNDING, BY FISCAL YEAR

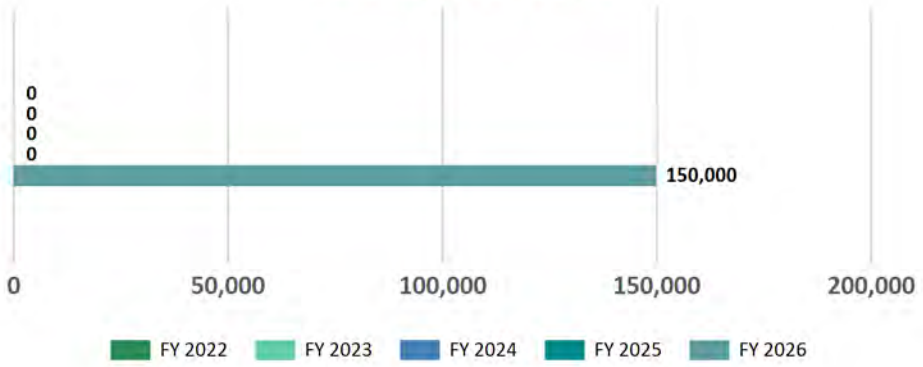

FY 2022 FUNDING, BY FUND

PROJECT NUMBER 68340 — VEHICLE PROCUREMENT

PROGRAM Facilities, Systems and Community Assets

ADMINISTERING DEPARTMENT MAINTENANCE SERVICES

PROGRAM CATEGORY Community Assets and Programmatic Projects

LOCATION Citywide

STRATEGIC PLAN GOAL Sound Infrastructure: Sustain high quality service delivery by investing in public infrastructure, including parks, buildings, equipment, roads, and technology.

DESCRIPTION

A Capital Improvement Project (CIP) dedicated to the replacement of the City's fleet.

JUSTIFICATION

By replacing the vehicles, the City is able to rely on a modern and efficient fleet to achieve its goals. By delaying replacements, however, the City's ability to effectively and efficiently serve its citizens may be impacted.

CURRENT STATUS

Project is ongoing.

OPERATING BUDGET IMPACT

For vehicles that are being leased, the replacement unit will now have lease payments. However, regular maintenance costs and vehicle management are now managed by Enterprise. For vehicles being purchased, the vehicle maintenance costs will increase relative to the age of the vehicle.

GRANT AND OTHER FUNDING OPPORTUNITIES

No grants or other funding opportunities.

		FY 2022 - 2026 CAPITAL IMPROVEMENT PLAN					
FUNDING SOURCE	**EST. CARRYOVER FUNDING**	**FY 2022**	**FY 2023**	**FY 2024**	**FY 2025**	**FY 2026**	**TOTAL**
110 - GENERAL FUND	15,866	766,471	-	-	-	-	782,337
245 - COUNTY SERVICE AREA 152	-	10,775	-	-	-	-	10,775
567 - RECLAIMED WATER UTILITY	10,354	12,830	-	-	-	-	23,184
570 - WATER UTILITY	207,722	640,925	-	-	-	-	848,647
572 - WATER RECLAMATION UTILITY	154,668	228,981	-	-	-	-	383,649
578 - ELECTRIC UTILITY	29,061	38,511	-	-	-	-	67,572
680 - WAREHOUSE SERVICE	16	-	-	-	-	-	16

682 - FLEET OPERATIONS	3,521,742	2,423,319	-	-	-	-	5,945,061
TOTAL	**3,939,428**	**4,121,812**	**-**	**-**	**-**	**-**	**8,061,240**

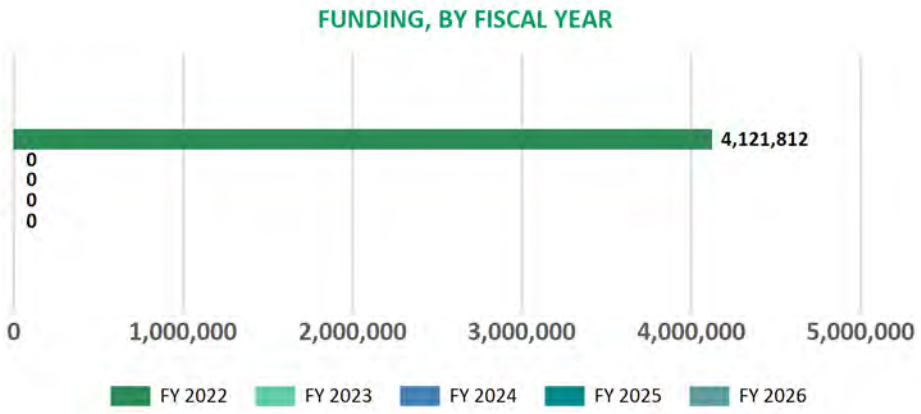

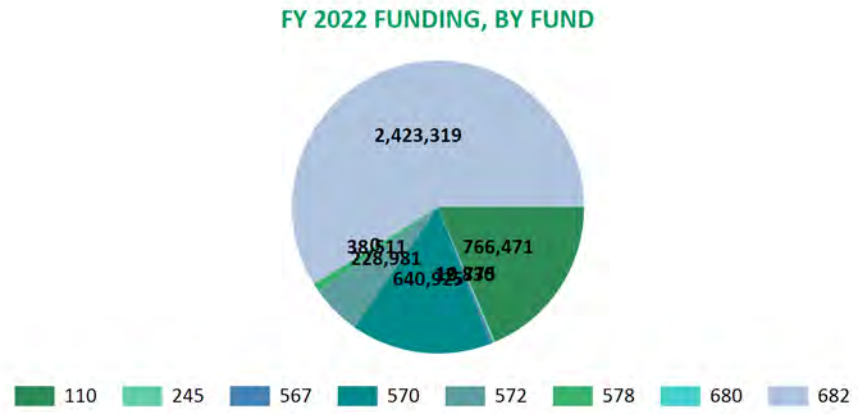

PROJECT NUMBER 71640 — VICENTIA ACTIVITY CENTER

PROGRAM Facilities, Systems and Community Assets

ADMINISTERING DEPARTMENT COMMUNITY SERVICES

PROGRAM CATEGORY City Facility Improvements and Upgrades

LOCATION Vicentia Activity Center

STRATEGIC PLAN GOAL Sound Infrastructure: Sustain high quality service delivery by investing in public infrastructure, including parks, buildings, equipment, roads, and technology.

DESCRIPTION

Interior ADA improvements to the building.

JUSTIFICATION

This project is to make ADA improvements to the restrooms in the facility. A fire rated window will be installed at the lobby. The current window does not meet building code standards.

CURRENT STATUS

Revised plans were approved. Specification on scope of work for construction are in progress. Construction period anticipated to be from June - August 2021. Project is for ADA modifications in the restrooms and install a fire rated window in the lobby.

OPERATING BUDGET IMPACT

There should be no operating budget impacts for this project.

GRANT AND OTHER FUNDING OPPORTUNITIES

There is no grants available to fund this project.

		FY 2022 - 2026 CAPITAL IMPROVEMENT PLAN					
FUNDING SOURCE	**EST. CARRYOVER FUNDING**	**FY 2022**	**FY 2023**	**FY 2024**	**FY 2025**	**FY 2026**	**TOTAL**
215 - COMMUNITY MEEETING DEV FEE	17,406	-	-	-	-	-	17,406
TOTAL	**17,406**	**-**	**-**	**-**	**-**	**-**	**17,406**

FUNDING, BY FISCAL YEAR

FY 2022 FUNDING, BY FUND

PROJECT NUMBER AUTO - 823 VOICES FOR CHILDREN: COURT-APPOINTED SPECIAL ADVOCATE PROGRAM

PROGRAM Facilities, Systems and Community Assets

ADMINISTERING DEPARTMENT COMMUNITY DEVELOPMENT

PROGRAM CATEGORY Community Assets and Programmatic Projects

LOCATION CDBG Target Area

STRATEGIC PLAN GOAL Safe Community: Protect our quality of life by ensuring the community is safe and clean.

DESCRIPTION

This program involves volunteers who advocate for children in foster care (ages birth to 21) in court, at school, and throughout the community to ensure their needs are best represented in an overburdened foster care system. CASA commits to serving an individual child or sibling group for a minimum of 18 months and will spend 10-15 hours per month getting to know case child(ren), identifying necessary services and resources, and advocating on their behalf in court, at school and in the community. This program is expected to serve 13 people.

JUSTIFICATION

The City Council approved the 2021-2024 Consolidated Plan for CDBG and HOME Funds on June 17, 2020. Each year, the City Council adopts an Action Plan that describes how these funds will be spent in accordance with the strategies outlined in the five-year Consolidated Plan. The Consolidated Plan allows 15 percent of CDBG funds be used for public services that will serve and benefit eligible City residents. Funding this activity is in furtherance of the strategies.

CURRENT STATUS

New project for FY 2022.

OPERATING BUDGET IMPACT

No operating budget impact associated with this project.

GRANT AND OTHER FUNDING OPPORTUNITIES

CDBG is the grant fund utilized to pay for this activity.

FY 2022 - 2026 CAPITAL IMPROVEMENT PLAN

FUNDING SOURCE	EST. CARRYOVER FUNDING	FY 2022	FY 2023	FY 2024	FY 2025	FY 2026	TOTAL
431 - CDBG FUND	-	25,000	-	-	-	-	25,000
TOTAL	**-**	**25,000**	**-**	**-**	**-**	**-**	**25,000**

FUNDING, BY FISCAL YEAR

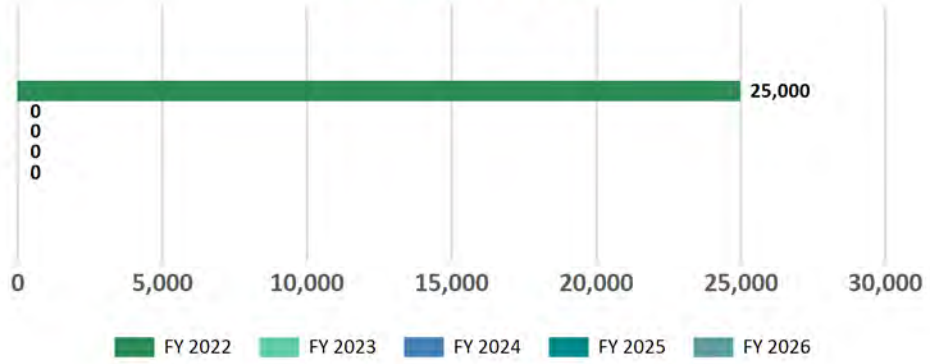

FY 2022 FUNDING, BY FUND

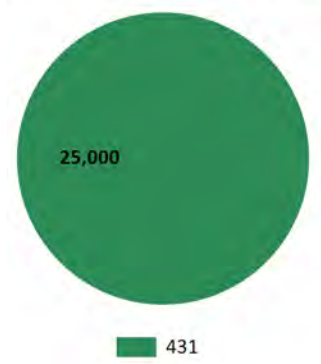

PROJECT NUMBER 74040 — VOIP PHONE SERVICE

PROGRAM Facilities, Systems and Community Assets

ADMINISTERING DEPARTMENT INFORMATION TECHNOLOGY

PROGRAM CATEGORY City Systems and Controls

LOCATION Citywide

STRATEGIC PLAN GOAL High-Performing Government: Improve the efficiency and effectiveness of the City's services to bring government into the 21st Century.

DESCRIPTION

The project will involve designing, building, and implementing a new hosted Voice Over Internet Protocol (VoIP) phone system for the City.

JUSTIFICATION

This will allow the City's phone system to have high availability in the case of a disaster as the new VOIP system will only require an internet connection to function and will continue to work even if our infrastructure is down. The new VOIP system also has additional functionality and security, which allow for more call center and call handling options onsite or remotely and will provide opportunities for integration with other core systems.

CURRENT STATUS

A hosted phone system is currently being piloted by the Information Technology department. RFP to expand the project to the entire City has been drafted.

OPERATING BUDGET IMPACT

Ongoing cost for the hosted phone solution.

GRANT AND OTHER FUNDING OPPORTUNITIES

No grants or other funding opportunities.

		FY 2022 - 2026 CAPITAL IMPROVEMENT PLAN					
FUNDING SOURCE	**EST. CARRYOVER FUNDING**	**FY 2022**	**FY 2023**	**FY 2024**	**FY 2025**	**FY 2026**	**TOTAL**
681 - INFORMATION TECHNOLOGY	299,454	-	-	-	-	-	299,454
TOTAL	**299,454**	**-**	**-**	**-**	**-**	**-**	**299,454**

FUNDING, BY FISCAL YEAR

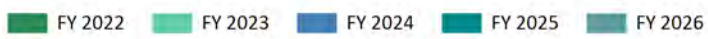

FY 2022 FUNDING, BY FUND

FY 2022 – 2026 Capital Improvement Plan – Parks and Open Space

Parks and Open Space projects and their corresponding funding sources are shown below. Project detail summaries can be found in the following pages.

		FY 2022 - 2026 CAPITAL IMPROVEMENT PLAN					
PROJECT TITLE	ESTIMATED CARRYOVER FUNDING	FY 2022	FY 2023	FY 2024	FY 2025	FY 2026	TOTAL FUNDING
1559/1563 DOMINGUEZ RANCH SLOPE	85,462	-	-	-	-	-	85,462
AQUATIC IMPROVEMENTS	100,236	-	-	-	-	-	100,236
AUBURNDALE AMENITIES IMPROVEMENTS	630,640	-	-	-	-	-	630,640
BORDER AND FAIRVIEW PARK PLAYGROUND EQUIPMENT	-	250,000	-	-	-	-	250,000
BUTTERFIELD PARK - DESIGN WEST PARKING LOT	-	36,000	-	-	-	-	36,000
CFD 10-YEAR PLAN	48,071	-	-	-	-	-	48,071
CITY PARK ASPHALT REMOVE AND REPLACE	-	230,000	-	-	-	-	230,000
CITYWIDE ADA IMPROVEMENTS	1,674,758	1,000,000	1,000,000	1,000,000	-	-	4,674,758
CRESTA VERDE PARK ADA IMPROVEMENTS	27,208	-	-	-	-	-	27,208
DEMOLITION OF THE ARMORY BUILDING AT CITY PARK	-	1,100,000	-	-	-	-	1,100,000
GRIFFIN PARK ENHANCEMENTS	153,888	-	-	-	-	-	153,888
LANDSCAPE RETROFIT PROJECT	517,263	-	-	-	-	-	517,263
LINCOLN PARK ADA IMPROVEMENTS	44,271	-	-	-	-	-	44,271
LINCOLN PARK NEW FITNESS EQUIPMENT	-	100,000	-	-	-	-	100,000
LMD 84-2, ZONE 10 LANDSCAPE RETROFIT/SLOPE STUDY	17,055	-	-	-	-	-	17,055
LMD 84-2, ZONE 10 SLOPE IMPROVEMENT/STABILIZATION	703,198	-	-	-	-	-	703,198
MASTER PLAN FOR CITY PARK, SENIOR AND AQUATIC CENTER DESIGNS	-	150,000	-	-	-	-	150,000
MOUNTAIN GATE PARK ADA IMPROVEMENTS	41,736	-	-	-	-	-	41,736
MOUNTAIN GATE PARK IMPROVEMENTS	89,034	-	-	-	-	-	89,034
MOUNTAIN GATE PARK SHADE STRUCTURE FOR BALLFIELD PLAZA	-	160,000	-	-	-	-	160,000
ONTARIO PARK ADA IMPROVEMENTS	52,616	-	-	-	-	-	52,616
PARK AMENITIES REPLACEMENT PHASE I	-	1,150,000	-	-	-	-	1,150,000
PARKS FACILITIES AND AMENITIES INVENTORY	40,213	-	-	-	-	-	40,213
PARKS IMPROVEMENTS	2,898,035						2,898,035
PARKS MASTER PLAN	-	250,000	-	-	-	-	250,000
PROMENADE PARK ADA IMPROVEMENT	56,545	-	-	-	-	-	56,545
PROP 68 PER CAPITA PLAYGROUND REPLACEMENT	54,782	-	-	-	-	-	54,782
RIDGELINE PARK ADA IMPROVEMENTS	28,734	-	-	-	-	-	28,734

PROJECT TITLE	ESTIMATED CARRYOVER FUNDING	FY 2022 - 2026 CAPITAL IMPROVEMENT PLAN FY 2022	FY 2023	FY 2024	FY 2025	FY 2026	TOTAL FUNDING
RIVER ROAD PARK ADA IMPROVEMENTS	40,000	-	-	-	-	-	40,000
SKYLINE TRAIL	55,000						55,000
SOUTH CORONA MASTER PLANNED LANDSCAPE	796,166	-	-	-	-	-	796,166
TEHACHAPI PARK ADA IMPROVEMENT	40,000	-	-	-	-	-	40,000
TRAILS MASTER PLAN	36,910	-	-	-	-	-	36,910
VICTORIA PARK ADA IMPROVEMENTS	38,689	-	-	-	-	-	38,689
GRAND TOTAL	**$ 8,270,509**	**$ 4,426,000**	**$ 1,000,000**	**$ 1,000,000**	**$ -**	**$ -**	**$ 14,696,509**

FUND TYPE	FUND NAME	ESTIMATED CARRYOVER FUNDING	FY 2022	FY 2023	FY 2024	FY 2025	FY 2026	TOTAL FUNDING
GENERAL FUND	110 - GENERAL FUND	2,178,668	4,130,000	1,000,000	1,000,000	-	-	8,308,668
	GENERAL FUND TOTAL	**$ 2,178,668**	**$ 4,130,000**	**$ 1,000,000**	**$ 1,000,000**	**$ -**	**$ -**	**$ 8,308,668**
SPECIAL REVENUE FUND	215 - COMMUNITY MEEETING DEV FEE	1,826	-	-	-	-	-	1,826
	216 - AQUATIC CENTER DEV FEE	100,236	-	-	-	-	-	100,236
	217 - AB1600 PARK IMPROVEMT/DEV FEE	3,767,783	296,000	-	-	-	-	4,063,783
	247 - CFD 2002-2 LANDSCAPE MAINT	385	-	-	-	-	-	385
	248 - CFD 97-1 LANDSCAPE MAINT	5,098	-	-	-	-	-	5,098
	249 - CFD 2001-1 LANDSCAPE MAINT	435,236	-	-	-	-	-	435,236
	251 - CFD 2002-3 LANDSCAPE MAINT	46	-	-	-	-	-	46
	253 - CFD 2011-1 LANDSCAPE/LIGHTING	527	-	-	-	-	-	527
	274 - LANDSCAPING FACILITIES FEE	796,166	-	-	-	-	-	796,166
	460 - LMD 84-2 ZONE 10	805,715	-	-	-	-	-	805,715
	461 - LMD 84-2 ZONE 14	124,040	-	-	-	-	-	124,040
	SPECIAL REVENUE FUND TOTAL	**$ 6,037,059**	**$ 296,000**	**$ -**	**$ -**	**$ -**	**$ -**	**$ 6,333,059**
CAPITAL PROJECT FUND	480 - REIMBURSEMENT GRANTS-ALL DPTS	54,782	-	-	-	-	-	54,782
	CAPITAL PROJECT FUND TOTAL	**$ 54,782**	**$ -**	**$ -**	**$ -**	**$ -**	**$ -**	**$ 54,782**
	GRAND TOTAL	**$ 8,270,509**	**$ 4,426,000**	**$ 1,000,000**	**$ 1,000,000**	**$ -**	**$ -**	**$ 14,696,509**

PROJECT NUMBER 77060 — 1559/1563 DOMINGUEZ RANCH SLOPE

PROGRAM Parks and Open Space

ADMINISTERING DEPARTMENT COMMUNITY SERVICES

PROGRAM CATEGORY General Safety, Maintenance and Other Improvements

LOCATION 1559/1563 Dominguez Ranch

STRATEGIC PLAN GOAL Sound Infrastructure: Sustain high quality service delivery by investing in public infrastructure, including parks, buildings, equipment, roads, and technology.

DESCRIPTION

Slope repair engineering design services.

JUSTIFICATION

The slopes need to be repaired due to erosion and this project will make an improvement to the LMD/CFD.

CURRENT STATUS

Project to remain open as design work and repair is in progress and anticipated completion in December 2021.

OPERATING BUDGET IMPACT

No operating budget impact associated with this project.

GRANT AND OTHER FUNDING OPPORTUNITIES

No grants or other funding opportunities for this project.

		FY 2022 - 2026 CAPITAL IMPROVEMENT PLAN					
FUNDING SOURCE	**EST. CARRYOVER FUNDING**	**FY 2022**	**FY 2023**	**FY 2024**	**FY 2025**	**FY 2026**	**TOTAL**
460 - LMD 84-2 ZONE 10	85,462	-	-	-	-	-	85,462
TOTAL	**85,462**	**-**	**-**	**-**	**-**	**-**	**85,462**

FUNDING, BY FISCAL YEAR

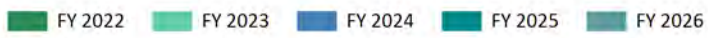

FY 2022 FUNDING, BY FUND

PROJECT NUMBER 69630 — AQUATIC IMPROVEMENTS

PROGRAM Parks and Open Space

ADMINISTERING DEPARTMENT COMMUNITY SERVICES

PROGRAM CATEGORY General Safety, Maintenance and Other Improvements

LOCATION City Park

STRATEGIC PLAN GOAL Sound Infrastructure: Sustain high quality service delivery by investing in public infrastructure, including parks, buildings, equipment, roads, and technology.

DESCRIPTION

Improvements of aquatic facilities.

JUSTIFICATION

City Park Pool is overdue for improvements and new lifeguard towers are needed. This improvement is critical to the operation of the Summer Aquatic program where swim lessons and recreation swim are programmed at City Park Pool. The new lifeguard towers will improve water safety as the guards will be able to perform their duties.

CURRENT STATUS

This project has not been completed. The next phase is to upgrade the pool controls and install new lifeguard towers. The estimated completion date is May 2022. Project is in progress.

OPERATING BUDGET IMPACT

No operating budget impact associated with this project.

GRANT AND OTHER FUNDING OPPORTUNITIES

There are limited grant opportunities for Aquatic Centers. Staff will continue to seek out grant opportunities.

FY 2022 - 2026 CAPITAL IMPROVEMENT PLAN

FUNDING SOURCE	EST. CARRYOVER FUNDING	FY 2022	FY 2023	FY 2024	FY 2025	FY 2026	TOTAL
216 - AQUATIC CENTER DEV FEE	100,236	-	-	-	-	-	100,236
TOTAL	**100,236**	**-**	**-**	**-**	**-**	**-**	**100,236**

FUNDING, BY FISCAL YEAR

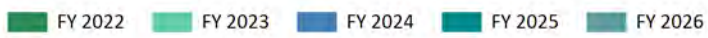

FY 2022 FUNDING, BY FUND

PROJECT NUMBER 72600 — AUBURNDALE AMENITIES IMPROVEMENTS

PROGRAM Parks and Open Space

ADMINISTERING DEPARTMENT COMMUNITY SERVICES

PROGRAM CATEGORY Parks Paving, Courts, and Pathways

LOCATION Auburndale Center

STRATEGIC PLAN GOAL Sense of Place: Build community through celebrating our rich heritage, increasing access to recreational and cultural activities, and improving the relationship between the City and residents.

DESCRIPTION

Construct new pickleball courts and basketball courts.

JUSTIFICATION

The amenities at Auburndale Center are in great need of replacement. The tennis courts are cracked and cannot be repaired as they are made of asphalt. The basketball courts need a new surface and hoops. It is difficult to program activities at this facility with the amenities' current poor condition.

CURRENT STATUS

This project has been placed on hold for further evaluation to determine the scope and priority of the project. Project to remain open.

OPERATING BUDGET IMPACT

No operating budget impact associated with this project.

GRANT AND OTHER FUNDING OPPORTUNITIES

No grant or other funding opportunities for this project.

		FY 2022 - 2026 CAPITAL IMPROVEMENT PLAN					
FUNDING SOURCE	**EST. CARRYOVER FUNDING**	**FY 2022**	**FY 2023**	**FY 2024**	**FY 2025**	**FY 2026**	**TOTAL**
217 - AB1600 PARK IMPROVEMT/DEV FEE	630,640	-	-	-	-	-	630,640
TOTAL	**630,640**	**-**	**-**	**-**	**-**	**-**	**630,640**

FUNDING, BY FISCAL YEAR

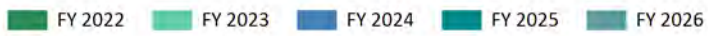

FY 2022 FUNDING, BY FUND

PROJECT NUMBER AUTO - 751 BORDER AND FAIRVIEW PARK PLAYGROUND EQUIPMENT

PROGRAM Parks and Open Space

ADMINISTERING DEPARTMENT COMMUNITY SERVICES

PROGRAM CATEGORY Playgrounds, Fencing, and Lighting

LOCATION Border and Fairview Parks

STRATEGIC PLAN GOAL Sense of Place: Build community through celebrating our rich heritage, increasing access to recreational and cultural activities, and improving the relationship between the City and residents.

DESCRIPTION

Demo existing playground equipment and install a new playground structure at Border and Fairview park.

JUSTIFICATION

The existing playgrounds have exceeded their lifecycle and in need of replacement. Funding in FY 22 is a priority as the parks will have ADA improvements completed in FY 22 and good opportunity to install new playground equipment with ADA compliant surfacing.

CURRENT STATUS

New project for FY 2022.

OPERATING BUDGET IMPACT

No operating budget impact associated with this project.

GRANT AND OTHER FUNDING OPPORTUNITIES

No grants or other funding opportunities for this project.

		FY 2022 - 2026 CAPITAL IMPROVEMENT PLAN					
FUNDING SOURCE	**EST. CARRYOVER FUNDING**	**FY 2022**	**FY 2023**	**FY 2024**	**FY 2025**	**FY 2026**	**TOTAL**
110 - GENERAL FUND	-	250,000	-	-	-	-	250,000
TOTAL	**-**	**250,000**	**-**	**-**	**-**	**-**	**250,000**

FUNDING, BY FISCAL YEAR

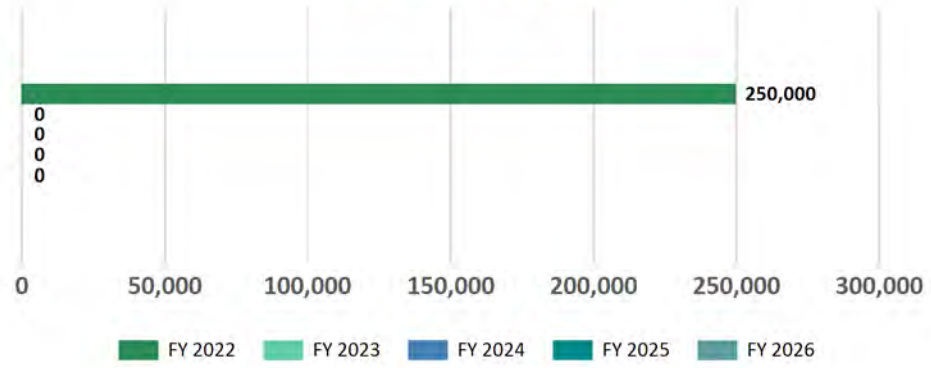

FY 2022 FUNDING, BY FUND

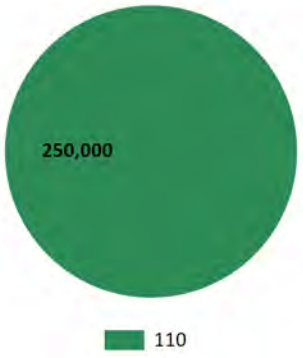

PROJECT NUMBER AUTO - 754 BUTTERFIELD PARK - DESIGN WEST PARKING LOT

PROGRAM Parks and Open Space

ADMINISTERING DEPARTMENT COMMUNITY SERVICES

PROGRAM CATEGORY Parks Paving, Courts, and Pathways

LOCATION Butterfield Park

STRATEGIC PLAN GOAL Sound Infrastructure: Sustain high quality service delivery by investing in public infrastructure, including parks, buildings, equipment, roads, and technology.

DESCRIPTION

Design and cost estimate to pave the west parking lot at Butterfield Park.

JUSTIFICATION

The parking lot is dirt and is heavily used. Paving the parking lot will yield about 500 parking spaces. The park is primarily programmed for youth softball and baseball. Participants have to use the dirt parking lot because there is not enough parking spaces in the main lot. If the parking lot was paved, this could provide opportunity to expand programming such as farmer's markets, special events, and other recreational opportunities. This project is to design the parking lot and develop a cost estimate. Upon completion of the design, the next phase of the project would be to construct the parking lot in FY 23.

CURRENT STATUS

New project for FY 2022.

OPERATING BUDGET IMPACT

No operating budget impact identified for this project at this time.

GRANT AND OTHER FUNDING OPPORTUNITIES

No grants or other funding opportunities for this project.

FY 2022 - 2026 CAPITAL IMPROVEMENT PLAN

FUNDING SOURCE	EST. CARRYOVER FUNDING	FY 2022	FY 2023	FY 2024	FY 2025	FY 2026	TOTAL
217 - AB1600 PARK IMPROVEMT/DEV FEE	-	36,000	-	-	-	-	36,000
TOTAL	**-**	**36,000**	**-**	**-**	**-**	**-**	**36,000**

FUNDING, BY FISCAL YEAR

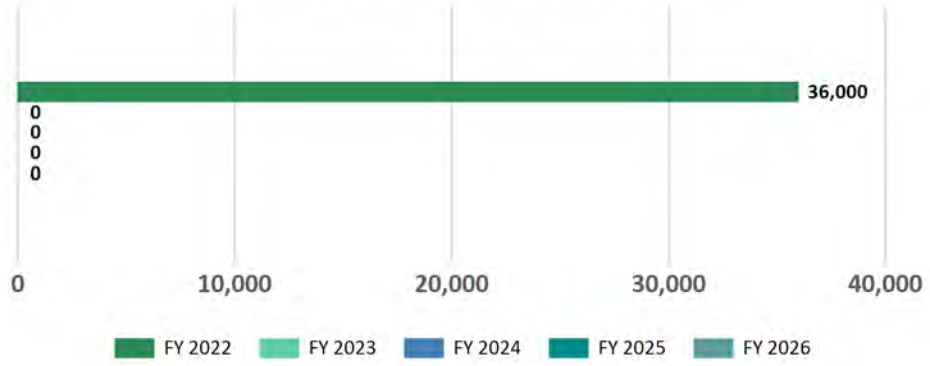

FY 2022 FUNDING, BY FUND

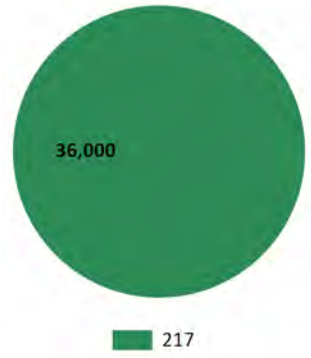

PROJECT NUMBER 73310 — CFD 10-YEAR PLAN

PROGRAM Parks and Open Space

ADMINISTERING DEPARTMENT COMMUNITY SERVICES

PROGRAM CATEGORY General Safety, Maintenance and Other Improvements

LOCATION Citywide

STRATEGIC PLAN GOAL Sound Infrastructure: Sustain high quality service delivery by investing in public infrastructure, including parks, buildings, equipment, roads, and technology.

DESCRIPTION

The plan will be developed in two phases. The first phase will involve the assessment of the existing landscaping areas in order to develop a long-term master capital improvement plan for the eventual rehabilitation and replacement of landscaping and irrigation. The plan will evaluate the condition of the plant materials, irrigation, and any slope areas that may require special maintenance, and develop a prioritization for the proposed projects based on the current condition and anticipated life cycle. It will also provide construction cost estimates for the projects by landscape meter. The second phase of the project will entail the development of a financial model for each CFD. The models will be developed to ensure that ongoing maintenance and CIPs can be performed, while still maintaining the necessary financial health and reserve balances for each CFD. The model will provide the roadmap for the planned CIPs for each district, as well as become a tool for gauging the appropriate level of service and the basis for revenue adjustments in the future.

JUSTIFICATION

Improvements to irrigation and planting are necessary to help reduce water consumption and to keep the slope area in good condition.

CURRENT STATUS

Project in progress and anticipated completion is December 2021.

OPERATING BUDGET IMPACT

No operating budget impact associated with this project.

GRANT AND OTHER FUNDING OPPORTUNITIES

No grant or other funding opportunities for this project.

		FY 2022 - 2026 CAPITAL IMPROVEMENT PLAN					
FUNDING SOURCE	**EST. CARRYOVER FUNDING**	**FY 2022**	**FY 2023**	**FY 2024**	**FY 2025**	**FY 2026**	**TOTAL**
247 - CFD 2002-2 LANDSCAPE MAINT	385	-	-	-	-	-	385
248 - CFD 97-1 LANDSCAPE MAINT	5,098	-	-	-	-	-	5,098
249 - CFD 2001-1 LANDSCAPE MAINT	42,013	-	-	-	-	-	42,013
251 - CFD 2002-3 LANDSCAPE MAINT	46	-	-	-	-	-	46

253 - CFD 2011-1 LANDSCAPE/LIGHTING	527	-	-	-	-	-	527
TOTAL	**48,071**	**-**	**-**	**-**	**-**	**-**	**48,071**

FUNDING, BY FISCAL YEAR

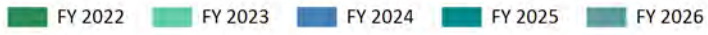

FY 2022 FUNDING, BY FUND

PROJECT NUMBER AUTO - 818 — CITY PARK ASPHALT REMOVE AND REPLACE

PROGRAM Parks and Open Space

ADMINISTERING DEPARTMENT COMMUNITY SERVICES

PROGRAM CATEGORY General Safety, Maintenance and Other Improvements

LOCATION City Park

STRATEGIC PLAN GOAL Sound Infrastructure: Sustain high quality service delivery by investing in public infrastructure, including parks, buildings, equipment, roads, and technology.

DESCRIPTION

The parking lots at City Park are in desperate need of replacement. Pot holes have been filled, but are more of a temporary fix.

JUSTIFICATION

The parking lots at City Park have not had extensive replaced in well over 15 years. Staff have only been able to conduct patch repairs due to lack of budget to replace all parking lots. With increased activity programmed at the park, the parking lots need to be removed and replaced to bring them up to good condition.

CURRENT STATUS

New project for FY 2022.

OPERATING BUDGET IMPACT

No operating budget impact associated with this project.

GRANT AND OTHER FUNDING OPPORTUNITIES

No grants or other funding opportunities for this project.

		FY 2022 - 2026 CAPITAL IMPROVEMENT PLAN					
FUNDING SOURCE	**EST. CARRYOVER FUNDING**	**FY 2022**	**FY 2023**	**FY 2024**	**FY 2025**	**FY 2026**	**TOTAL**
110 - GENERAL FUND	-	230,000	-	-	-	-	230,000
TOTAL	**-**	**230,000**	**-**	**-**	**-**	**-**	**230,000**

FUNDING, BY FISCAL YEAR

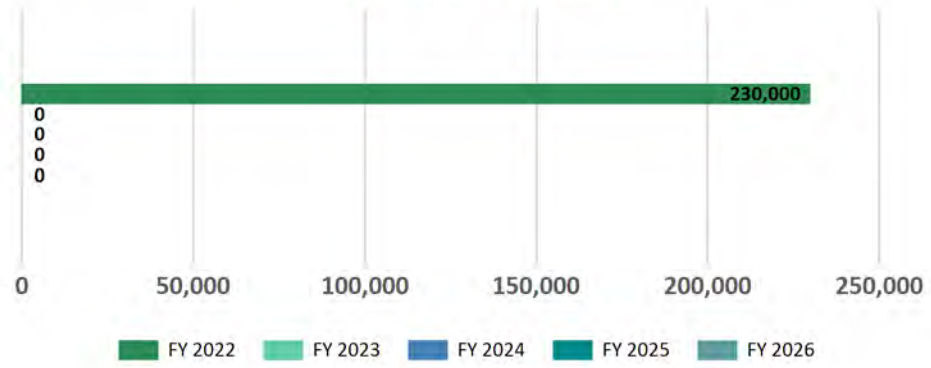

FY 2022 FUNDING, BY FUND

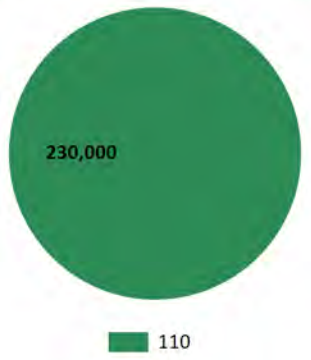

PROJECT NUMBER 68690 — CITYWIDE ADA IMPROVEMENTS

PROGRAM Parks and Open Space

ADMINISTERING DEPARTMENT COMMUNITY SERVICES

PROGRAM CATEGORY General Safety, Maintenance and Other Improvements

LOCATION Citywide

STRATEGIC PLAN GOAL Sense of Place: Build community through celebrating our rich heritage, increasing access to recreational and cultural activities, and improving the relationship between the City and residents.

DESCRIPTION

Year 1 Parks - Citrus, Mountain Gate, Promenade and Santana; Year 2 Parks - Auburndale, Contreras, Cresta Verde, Ontario, Ridgeline and Victoria; Year 3 Parks - Border, Brentwood, Fairview, Kellogg, Sheridan and Tehachaipi; Year 4 Parks - Husted, Lincoln, Mangular, Rimpau, Serfas Club, Spyglass, Stagecoach and Village; Year 5 Parks - Buena Vista, Butterfield, Chase, City, Eagle Glen, Jameson, Parkview, River Road and Rock Vista.

JUSTIFICATION

ADA improvements are needed at various parks and facilities throughout the City. ADA improvements include, but are not limited to: parking lots, path of travel, park restrooms, and playground surfacing. Additionally, the city has a legal obligation to make ADA improvements at parks.

CURRENT STATUS

Ongoing five year project. Year 2 Construction June - September 2021.

OPERATING BUDGET IMPACT

No operating budget impact associated with this project.

GRANT AND OTHER FUNDING OPPORTUNITIES

This project has no grants or other funding sources available.

FY 2022 - 2026 CAPITAL IMPROVEMENT PLAN

FUNDING SOURCE	EST. CARRYOVER FUNDING	FY 2022	FY 2023	FY 2024	FY 2025	FY 2026	TOTAL
110 - GENERAL FUND	1,674,758	1,000,000	1,000,000	1,000,000	-	-	4,674,758
TOTAL	**1,674,758**	**1,000,000**	**1,000,000**	**1,000,000**	**-**	**-**	**4,674,758**

FUNDING, BY FISCAL YEAR

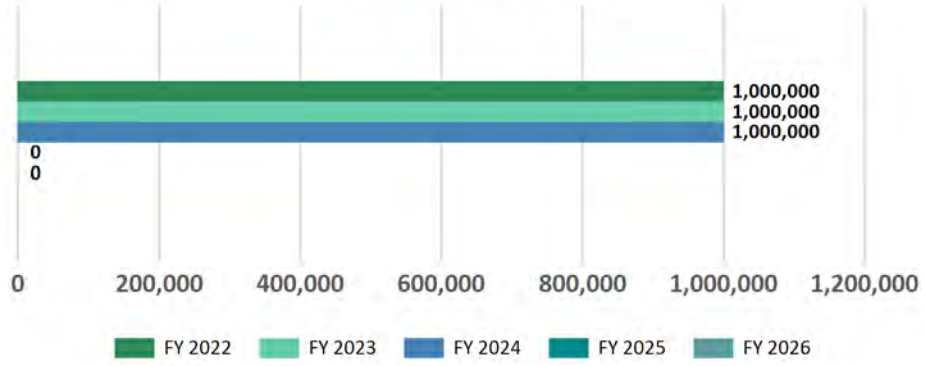

FY 2022 FUNDING, BY FUND

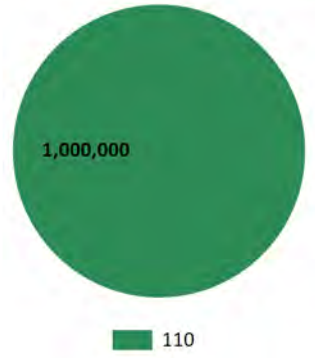

PROJECT NUMBER 74121 — CRESTA VERDE PARK ADA IMPROVEMENTS

PROGRAM Parks and Open Space

ADMINISTERING DEPARTMENT COMMUNITY SERVICES

PROGRAM CATEGORY General Safety, Maintenance and Other Improvements

LOCATION Cresta Verde Park

STRATEGIC PLAN GOAL Sense of Place: Build community through celebrating our rich heritage, increasing access to recreational and cultural activities, and improving the relationship between the City and residents.

DESCRIPTION

The Citywide ADA Improvement project will engineer and design various ADA improvements throughout City parks. ADA improvements include, but not limited to: sidewalks, parking lot, restrooms, signage, playground surface, and picnic tables.

JUSTIFICATION

The city has a legal obligation to make ADA improvements at parks.

CURRENT STATUS

Construction period to begin June and estimated completion in September 2021. Project includes ADA improvements within the park for path of travel, parking lot, and restrooms.

OPERATING BUDGET IMPACT

No operating budget impact identified for this project at this time.

GRANT AND OTHER FUNDING OPPORTUNITIES

No grants or other funding opportunities for this project.

		FY 2022 - 2026 CAPITAL IMPROVEMENT PLAN					
FUNDING SOURCE	**EST. CARRYOVER FUNDING**	**FY 2022**	**FY 2023**	**FY 2024**	**FY 2025**	**FY 2026**	**TOTAL**
110 - GENERAL FUND	27,208	-	-	-	-	-	27,208
TOTAL	**27,208**	**-**	**-**	**-**	**-**	**-**	**27,208**

FUNDING, BY FISCAL YEAR

FY 2022 FUNDING, BY FUND

PROJECT NUMBER AUTO - 828 DEMOLITION OF THE ARMORY BUILDING AT CITY PARK

PROGRAM Parks and Open Space

ADMINISTERING DEPARTMENT COMMUNITY SERVICES

PROGRAM CATEGORY General Safety, Maintenance and Other Improvements

LOCATION CITY PARK

STRATEGIC PLAN GOAL Sound Infrastructure: Sustain high quality service delivery by investing in public infrastructure, including parks, buildings, equipment, roads, and technology.

DESCRIPTION

The Armory building needs to be demolished as it is aged and unprogrammable. It would be cost prohibitive to repurpose the building.

JUSTIFICATION

The building is old with asbestos and abating the asbestos would require an enormous amount of funding. The best solution is to completely demo the building.

CURRENT STATUS

New project for FY 2022.

OPERATING BUDGET IMPACT

No operating budget impact identified at this time.

GRANT AND OTHER FUNDING OPPORTUNITIES

No grants or other funding opportunities for this project.

FY 2022 - 2026 CAPITAL IMPROVEMENT PLAN

FUNDING SOURCE	EST. CARRYOVER FUNDING	FY 2022	FY 2023	FY 2024	FY 2025	FY 2026	TOTAL
110 - GENERAL FUND	-	1,100,000	-	-	-	-	1,100,000
TOTAL	**-**	**1,100,000**	**-**	**-**	**-**	**-**	**1,100,000**

FUNDING, BY FISCAL YEAR

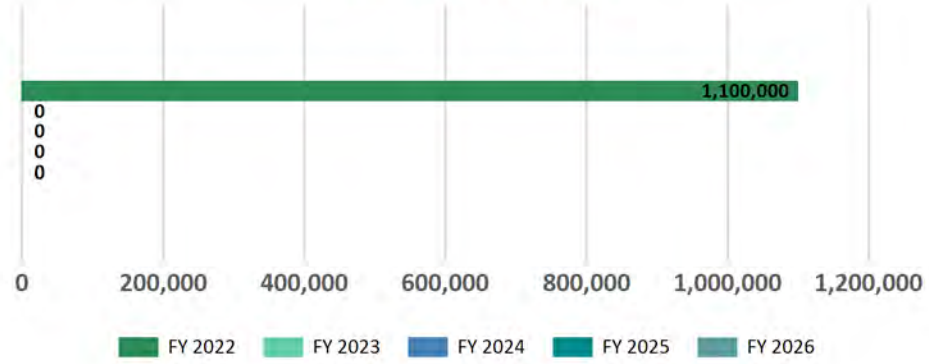

FY 2022 FUNDING, BY FUND

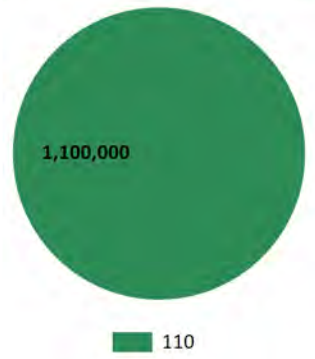

PROJECT NUMBER 71720 — GRIFFIN PARK ENHANCEMENTS

PROGRAM Parks and Open Space

ADMINISTERING DEPARTMENT COMMUNITY SERVICES

PROGRAM CATEGORY Playgrounds, Fencing, and Lighting

LOCATION Griffin Park

STRATEGIC PLAN GOAL Sound Infrastructure: Sustain high quality service delivery by investing in public infrastructure, including parks, buildings, equipment, roads, and technology.

DESCRIPTION

Addition of tot lot, lighting, walkway, ADA, camera, etc. to Griffin Park.

JUSTIFICATION

In 2008, as part of citywide budgetary cuts, the City closed Griffin Park. In the time period since then, residents have continually expressed a desire to re-open the park. In response, the City held a community meeting with residents in 2016, to obtain input regarding concerns and ideas for Griffin Park. As a result, the City developed several conceptual designs for the park. In June 2019, then Acting City Manager, Mitchell Lansdell, announced that Griffin Park would be reopened in the coming fiscal year using Parks and Open Space (Fund 217) funds previously allocated, and directed staff to develop a new plan to re-open Griffin Park by June 2020, using only the funds budgeted to Capital Improvement Project (CIP) No. 7172, Griffin Park Enhancements.

CURRENT STATUS

Anticipated completion in April 2021.

OPERATING BUDGET IMPACT

No operating budget impact associated with this project.

GRANT AND OTHER FUNDING OPPORTUNITIES

No grants or other funding opportunities for this project.

		FY 2022 - 2026 CAPITAL IMPROVEMENT PLAN					
FUNDING SOURCE	**EST. CARRYOVER FUNDING**	**FY 2022**	**FY 2023**	**FY 2024**	**FY 2025**	**FY 2026**	**TOTAL**
110 - GENERAL FUND	4,484	-	-	-	-	-	4,484
217 - AB1600 PARK IMPROVEMT/DEV FEE	149,405	-	-	-	-	-	149,405
TOTAL	**153,888**	**-**	**-**	**-**	**-**	**-**	**153,888**

FUNDING, BY FISCAL YEAR

FY 2022 FUNDING, BY FUND

PROJECT NUMBER 70460 — LANDSCAPE RETROFIT PROJECT

PROGRAM Parks and Open Space

ADMINISTERING DEPARTMENT COMMUNITY SERVICES

PROGRAM CATEGORY General Safety, Maintenance and Other Improvements

LOCATION Citywide

STRATEGIC PLAN GOAL Sound Infrastructure: Sustain high quality service delivery by investing in public infrastructure, including parks, buildings, equipment, roads, and technology.

DESCRIPTION

Replace turf and replace with drought tolerant plants and drip irrigation.

JUSTIFICATION

This project will reduce maintenance and waters costs by removing turf and planting drought tolerant plants and drip irrigation. This retrofit will create long term sustainability.

CURRENT STATUS

This project is to remain open. There are landscape retrofit projects in LMDs that will be completed over the next two fiscal years.

OPERATING BUDGET IMPACT

The project is located in Landscape Maintenance Districts and are funded by assessments and not the General Fund. The retrofits will reduce water and maintenance costs which will be a savings in the LMD budgets.

GRANT AND OTHER FUNDING OPPORTUNITIES

No grants or other funding opportunities for this project.

		FY 2022 - 2026 CAPITAL IMPROVEMENT PLAN					
FUNDING SOURCE	**EST. CARRYOVER FUNDING**	**FY 2022**	**FY 2023**	**FY 2024**	**FY 2025**	**FY 2026**	**TOTAL**
249 - CFD 2001-1 LANDSCAPE MAINT	393,223	-	-	-	-	-	393,223
461 - LMD 84-2 ZONE 14	124,040	-	-	-	-	-	124,040
TOTAL	**517,263**	**-**	**-**	**-**	**-**	**-**	**517,263**

FUNDING, BY FISCAL YEAR

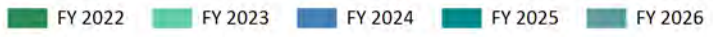

FY 2022 FUNDING, BY FUND

PROJECT NUMBER 73851 — LINCOLN PARK ADA IMPROVEMENTS

PROGRAM Parks and Open Space

ADMINISTERING DEPARTMENT COMMUNITY SERVICES

PROGRAM CATEGORY General Safety, Maintenance and Other Improvements

LOCATION Lincoln Park

STRATEGIC PLAN GOAL Sense of Place: Build community through celebrating our rich heritage, increasing access to recreational and cultural activities, and improving the relationship between the City and residents.

DESCRIPTION

The Citywide ADA Improvement project will engineer and design various ADA improvements throughout City parks. ADA improvements include, but not limited to: sidewalks, parking lot, restrooms, signage, playground surface, and picnic tables.

JUSTIFICATION

ADA improvements are needed at the park to bring the park up to the City's standards.

CURRENT STATUS

Construction estimated to begin June and completed by September 2021.

OPERATING BUDGET IMPACT

There should be no impacts to the operating budget.

GRANT AND OTHER FUNDING OPPORTUNITIES

There is no grant or other funding sources for this project.

		FY 2022 - 2026 CAPITAL IMPROVEMENT PLAN					
FUNDING SOURCE	**EST. CARRYOVER FUNDING**	**FY 2022**	**FY 2023**	**FY 2024**	**FY 2025**	**FY 2026**	**TOTAL**
110 - GENERAL FUND	44,269	-	-	-	-	-	44,269
217 - AB1600 PARK IMPROVEMT/DEV FEE	2	-	-	-	-	-	2
TOTAL	**44,271**	**-**	**-**	**-**	**-**	**-**	**44,271**

FUNDING, BY FISCAL YEAR

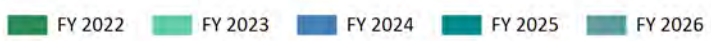

FY 2022 FUNDING, BY FUND

PROJECT NUMBER AUTO - 749 LINCOLN PARK NEW FITNESS EQUIPMENT

PROGRAM Parks and Open Space

ADMINISTERING DEPARTMENT COMMUNITY SERVICES

PROGRAM CATEGORY General Safety, Maintenance and Other Improvements

LOCATION Lincoln Park

STRATEGIC PLAN GOAL Sense of Place: Build community through celebrating our rich heritage, increasing access to recreational and cultural activities, and improving the relationship between the City and residents.

DESCRIPTION

Install new fitness equipment at Lincoln Park

JUSTIFICATION

The fitness equipment is 25+ years old and has surpassed its lifecycle. All the fitness equipment at the park will be replaced with new and innovative equipment.

CURRENT STATUS

New FY 2022 project.

OPERATING BUDGET IMPACT

No operating budget impact associated with this project.

GRANT AND OTHER FUNDING OPPORTUNITIES

No grants or other funding opportunities for this project.

		FY 2022 - 2026 CAPITAL IMPROVEMENT PLAN					
FUNDING SOURCE	**EST. CARRYOVER FUNDING**	**FY 2022**	**FY 2023**	**FY 2024**	**FY 2025**	**FY 2026**	**TOTAL**
110 - GENERAL FUND	-	100,000	-	-	-	-	100,000
TOTAL	**-**	**100,000**	**-**	**-**	**-**	**-**	**100,000**

FUNDING, BY FISCAL YEAR

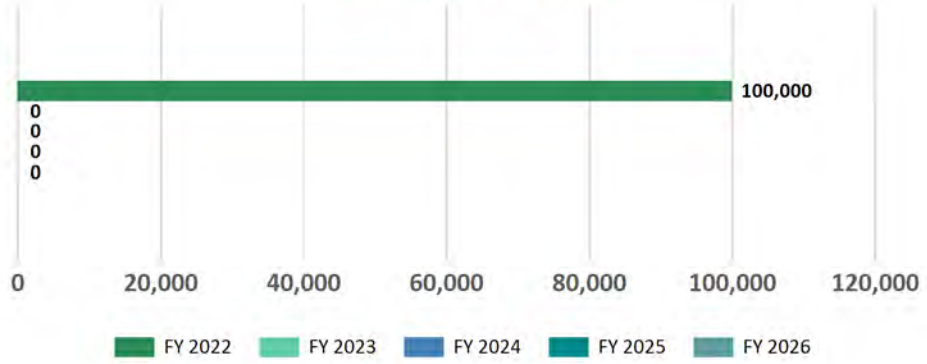

FY 2022 FUNDING, BY FUND

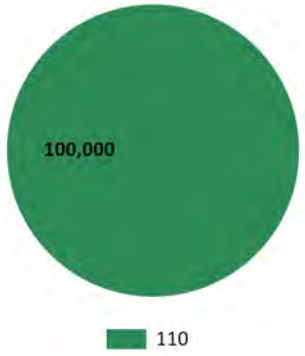

PROJECT NUMBER 70440 — LMD 84-2, ZONE 10 LANDSCAPE RETROFIT/SLOPE STUDY

PROGRAM Parks and Open Space

ADMINISTERING DEPARTMENT COMMUNITY SERVICES

PROGRAM CATEGORY General Safety, Maintenance and Other Improvements

LOCATION Citywide

STRATEGIC PLAN GOAL Sound Infrastructure: Sustain high quality service delivery by investing in public infrastructure, including parks, buildings, equipment, roads, and technology.

DESCRIPTION

Remove 25,952 square feet of turf and replace with drought tolerant plants and drip irrigation; Replace vegetation and renovate existing irrigation system; and perform a geotechnical study to evaluate the slope issue and provide remediation and cost estimates for future capital improvement projects necessary to maintain the integrity of the slopes.

JUSTIFICATION

This project yields a cost savings on water and landscape maintenance for the LMD. This is fiscally prudent for the beneficiaries in the LMD.

CURRENT STATUS

Project completed, pending retention payment.

OPERATING BUDGET IMPACT

No Operating Budget impacts for this project.

GRANT AND OTHER FUNDING OPPORTUNITIES

Staff will continue to seek out rebates and grant opportunities for water reduction measures.

FY 2022 - 2026 CAPITAL IMPROVEMENT PLAN

FUNDING SOURCE	EST. CARRYOVER FUNDING	FY 2022	FY 2023	FY 2024	FY 2025	FY 2026	TOTAL
460 - LMD 84-2 ZONE 10	17,055	-	-	-	-	-	17,055
TOTAL	**17,055**	**-**	**-**	**-**	**-**	**-**	**17,055**

FUNDING, BY FISCAL YEAR

FY 2022 FUNDING, BY FUND

PROJECT NUMBER 71620 — LMD 84-2, ZONE 10 SLOPE IMPROVEMENT/STABILIZATION

PROGRAM Parks and Open Space

ADMINISTERING DEPARTMENT COMMUNITY SERVICES

PROGRAM CATEGORY General Safety, Maintenance and Other Improvements

LOCATION LMD 84-2, Zone 10

STRATEGIC PLAN GOAL Sound Infrastructure: Sustain high quality service delivery by investing in public infrastructure, including parks, buildings, equipment, roads, and technology.

DESCRIPTION

Capital improvements to control erosion and provide for a safe and aesthetically pleasing landscape.

JUSTIFICATION

This project addresses erosion control, which is imperative in landscaped slope areas. This project will keep the LMD area in good condition.

CURRENT STATUS

Carryover budget is for future slope remediation. Projects will be scheduled as-needed for slope stabilization. CIP to remain open.

OPERATING BUDGET IMPACT

No operating budget impact associated with this project.

GRANT AND OTHER FUNDING OPPORTUNITIES

No grants or other funding opportunities for this project.

		FY 2022 - 2026 CAPITAL IMPROVEMENT PLAN					
FUNDING SOURCE	**EST. CARRYOVER FUNDING**	**FY 2022**	**FY 2023**	**FY 2024**	**FY 2025**	**FY 2026**	**TOTAL**
460 - LMD 84-2 ZONE 10	703,198	-	-	-	-	-	703,198
TOTAL	**703,198**	**-**	**-**	**-**	**-**	**-**	**703,198**

FUNDING, BY FISCAL YEAR

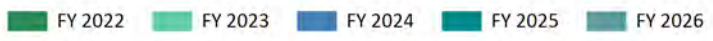

FY 2022 FUNDING, BY FUND

PROJECT NUMBER AUTO - 756 MASTER PLAN FOR CITY PARK, SENIOR AND AQUATIC CENTER DESIGNS

PROGRAM Parks and Open Space

ADMINISTERING DEPARTMENT COMMUNITY SERVICES

PROGRAM CATEGORY General Safety, Maintenance and Other Improvements

LOCATION Various

STRATEGIC PLAN GOAL Sound Infrastructure: Sustain high quality service delivery by investing in public infrastructure, including parks, buildings, equipment, roads, and technology.

DESCRIPTION

Master plan for City Park to include the redesign of the park, aquatic center, and building a new senior center. City Park is the oldest park in the City and desperately needs redesign. A Master Plan will achieve that goal. This budget is to complete a master plan which includes redesigning the use and programming at the park, adding a Senior Center, and Aquatic Center.

JUSTIFICATION

These facilities are outdated, in need of major repair, and are not conducive to programming in the current state. This project will help bring the community together, reactivate the park, and revitalizes the downtown area. Many residents are reluctant to use the park due to a high volume of homeless and illegal activity. A master plan will outline new purpose and activities for the park thus creating a sense of place for the community.

CURRENT STATUS

New project for FY 2022.

OPERATING BUDGET IMPACT

No operating budget impact associated with this project.

GRANT AND OTHER FUNDING OPPORTUNITIES

No grants or other funding opportunities for this project.

FY 2022 - 2026 CAPITAL IMPROVEMENT PLAN

FUNDING SOURCE	EST. CARRYOVER FUNDING	FY 2022	FY 2023	FY 2024	FY 2025	FY 2026	TOTAL
110 - GENERAL FUND	-	150,000	-	-	-	-	150,000
TOTAL	**-**	**150,000**	**-**	**-**	**-**	**-**	**150,000**

FUNDING, BY FISCAL YEAR

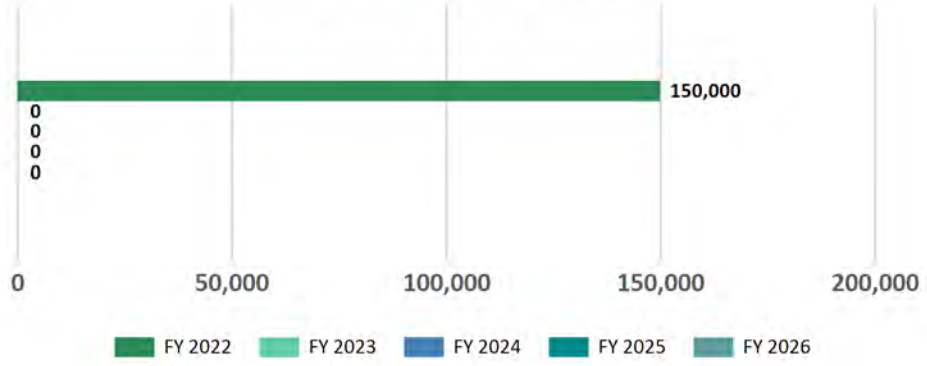

FY 2022 FUNDING, BY FUND



PROJECT NUMBER 73801 — MOUNTAIN GATE PARK ADA IMPROVEMENTS

PROGRAM Parks and Open Space

ADMINISTERING DEPARTMENT COMMUNITY SERVICES

PROGRAM CATEGORY General Safety, Maintenance and Other Improvements

LOCATION Mountain Gate Park

STRATEGIC PLAN GOAL Sense of Place: Build community through celebrating our rich heritage, increasing access to recreational and cultural activities, and improving the relationship between the City and residents.

DESCRIPTION

The Citywide ADA Improvement project will engineer and design various ADA improvements throughout City parks. ADA improvements include, but not limited to: sidewalks, parking lot, restrooms, signage, playground surface, and picnic tables.

JUSTIFICATION

The city has a legal obligation to make ADA improvements at parks.

CURRENT STATUS

The project estimated completed date is September 2021.

OPERATING BUDGET IMPACT

No operating budget impact identified for this project at this time.

GRANT AND OTHER FUNDING OPPORTUNITIES

No grants or other funding opportunities for this project.

		FY 2022 - 2026 CAPITAL IMPROVEMENT PLAN					
FUNDING SOURCE	**EST. CARRYOVER FUNDING**	**FY 2022**	**FY 2023**	**FY 2024**	**FY 2025**	**FY 2026**	**TOTAL**
110 - GENERAL FUND	41,736	-	-	-	-	-	41,736
TOTAL	**41,736**	**-**	**-**	**-**	**-**	**-**	**41,736**

FUNDING, BY FISCAL YEAR

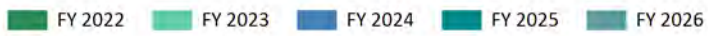

FY 2022 FUNDING, BY FUND

PROJECT NUMBER 73800 — MOUNTAIN GATE PARK IMPROVEMENTS

PROGRAM Parks and Open Space

ADMINISTERING DEPARTMENT COMMUNITY SERVICES

PROGRAM CATEGORY Playgrounds, Fencing, and Lighting

LOCATION Mountain Gate Park

STRATEGIC PLAN GOAL Sound Infrastructure: Sustain high quality service delivery by investing in public infrastructure, including parks, buildings, equipment, roads, and technology.

DESCRIPTION

ADA improvements are being done at Mountain Gate Park including installing rubberized surfacing. The existing playset is obsolete, past its useful life and requires replacement.

JUSTIFICATION

The playground equipment at Mountain Gate Park are in need of replacement as they have exceeded the equipment life cycle. Parks staff are unable to purchase replacements parts as the equipment is 25+ years old and no longer manufactured.

CURRENT STATUS

The playground equipment has been ordered. The project will go out to bid for installation. Project estimated completion is September 2021.

OPERATING BUDGET IMPACT

No operating budget impact associated with this project.

GRANT AND OTHER FUNDING OPPORTUNITIES

No grants or other funding opportunities for this project.

		FY 2022 - 2026 CAPITAL IMPROVEMENT PLAN					
FUNDING SOURCE	**EST. CARRYOVER FUNDING**	**FY 2022**	**FY 2023**	**FY 2024**	**FY 2025**	**FY 2026**	**TOTAL**
110 - GENERAL FUND	56,351	-	-	-	-	-	56,351
217 - AB1600 PARK IMPROVEMT/DEV FEE	32,683	-	-	-	-	-	32,683
TOTAL	**89,034**	**-**	**-**	**-**	**-**	**-**	**89,034**

FUNDING, BY FISCAL YEAR

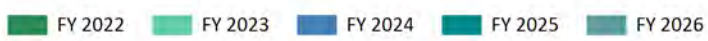

FY 2022 FUNDING, BY FUND

PROJECT NUMBER AUTO - 753 MOUNTAIN GATE PARK SHADE STRUCTURE FOR BALLFIELD PLAZA

PROGRAM Parks and Open Space

ADMINISTERING DEPARTMENT COMMUNITY SERVICES

PROGRAM CATEGORY General Safety, Maintenance and Other Improvements

LOCATION Mountain Gate Park

STRATEGIC PLAN GOAL Sound Infrastructure: Sustain high quality service delivery by investing in public infrastructure, including parks, buildings, equipment, roads, and technology.

DESCRIPTION

Install new shade sails at the ballfield plaza which will provide shade for the bleachers and plaza area.

JUSTIFICATION

The ballfield plaza at the park does not have any shade structure or shade trees. This area includes bleachers, picnic tables, snack bar, and open space located amongst three ballfields. This is a high priority project as there is no shade structures or trees and the area gets extremely hot and uncomfortable for spectators and park users. The park is heavily used with youth sports groups using the fields. This project will install shade sails in the center area of the plaza that will cover the bleachers at the three ballfields.

CURRENT STATUS

New project for FY 2022.

OPERATING BUDGET IMPACT

There will be no immediate operating budget impact. In the future, the sails will need to be maintained.

GRANT AND OTHER FUNDING OPPORTUNITIES

There is no grant or other funding opportunities available for this project.

		FY 2022 - 2026 CAPITAL IMPROVEMENT PLAN					
FUNDING SOURCE	**EST. CARRYOVER FUNDING**	**FY 2022**	**FY 2023**	**FY 2024**	**FY 2025**	**FY 2026**	**TOTAL**
217 - AB1600 PARK IMPROVEMT/DEV FEE	-	160,000	-	-	-	-	160,000
TOTAL	**-**	**160,000**	**-**	**-**	**-**	**-**	**160,000**

FUNDING, BY FISCAL YEAR

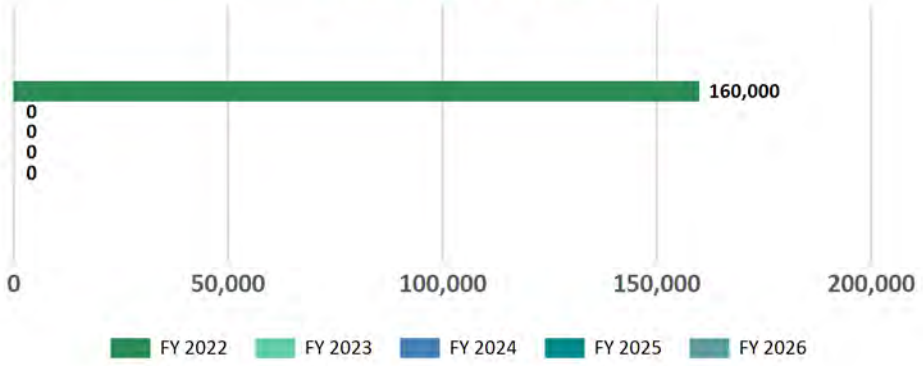

FY 2022 FUNDING, BY FUND

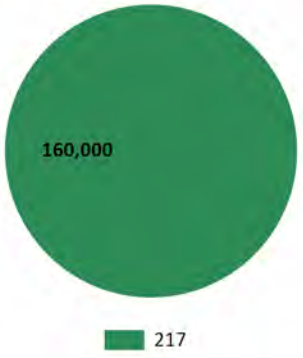

PROJECT NUMBER 74131 — ONTARIO PARK ADA IMPROVEMENTS

PROGRAM Parks and Open Space

ADMINISTERING DEPARTMENT COMMUNITY SERVICES

PROGRAM CATEGORY General Safety, Maintenance and Other Improvements

LOCATION Ontario Park

STRATEGIC PLAN GOAL Sense of Place: Build community through celebrating our rich heritage, increasing access to recreational and cultural activities, and improving the relationship between the City and residents.

DESCRIPTION

The Citywide ADA Improvement project will engineer and design various ADA improvements throughout City parks. ADA improvements include, but not limited to: sidewalks, parking lot, restrooms, signage, playground surface, and picnic tables.

JUSTIFICATION

The city has a legal obligation to make ADA improvements at parks.

CURRENT STATUS

Construction is estimated to begin in June and completed in September 2021.

OPERATING BUDGET IMPACT

No operating budget impact identified for this project at this time.

GRANT AND OTHER FUNDING OPPORTUNITIES

No grants or other funding opportunities for this project.

		FY 2022 - 2026 CAPITAL IMPROVEMENT PLAN					
FUNDING SOURCE	**EST. CARRYOVER FUNDING**	**FY 2022**	**FY 2023**	**FY 2024**	**FY 2025**	**FY 2026**	**TOTAL**
110 - GENERAL FUND	52,616	-	-	-	-	-	52,616
TOTAL	**52,616**	**-**	**-**	**-**	**-**	**-**	**52,616**

FUNDING, BY FISCAL YEAR

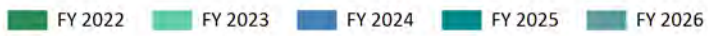

FY 2022 FUNDING, BY FUND

PROJECT NUMBER AUTO - 755 PARK AMENITIES REPLACEMENT PHASE I

PROGRAM Parks and Open Space

ADMINISTERING DEPARTMENT COMMUNITY SERVICES

PROGRAM CATEGORY General Safety, Maintenance and Other Improvements

LOCATION Citywide

STRATEGIC PLAN GOAL Sound Infrastructure: Sustain high quality service delivery by investing in public infrastructure, including parks, buildings, equipment, roads, and technology.

DESCRIPTION

Replace park amenities identified in years 1-3 from the Parks Facilities and Amenities Inventory.

JUSTIFICATION

The Parks Facilities and Amenities Inventory will identify parks that need amenities replaced due to surpassing its lifecycle. This includes trash cans, benches, water fountains, picnic structures and more. This budget will be used to install new amenities as a result of deferred maintenance, damaged and/or unsafe amenities. This budget request achieves the City's Strategic Plan goal #3 of providing "Sound Infrastructure" by enhancing parks to better serve residents.

CURRENT STATUS

New FY 2022 project.

OPERATING BUDGET IMPACT

No operating budget impact associated with this project.

GRANT AND OTHER FUNDING OPPORTUNITIES

No grants or other funding opportunities for this project.

		FY 2022 - 2026 CAPITAL IMPROVEMENT PLAN					
FUNDING SOURCE	**EST. CARRYOVER FUNDING**	**FY 2022**	**FY 2023**	**FY 2024**	**FY 2025**	**FY 2026**	**TOTAL**
110 - GENERAL FUND	-	1,150,000	-	-	-	-	1,150,000
TOTAL	**-**	**1,150,000**	**-**	**-**	**-**	**-**	**1,150,000**

FUNDING, BY FISCAL YEAR

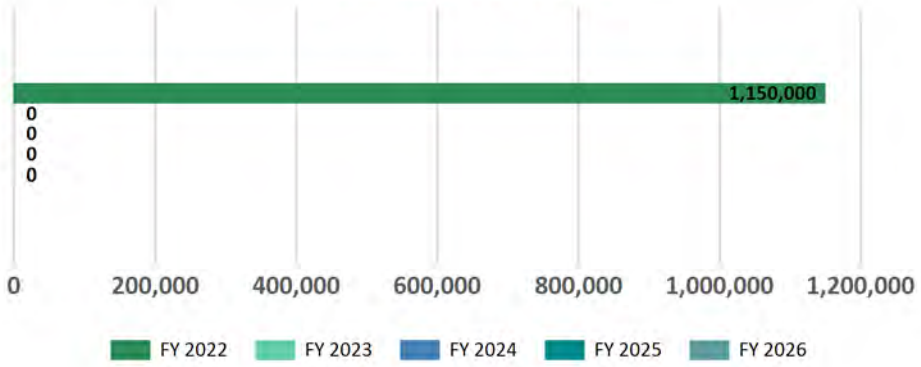

FY 2022 FUNDING, BY FUND

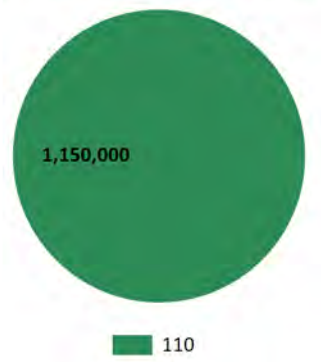

PROJECT NUMBER 73840 — PARKS FACILITIES AND AMENITIES INVENTORY

PROGRAM Parks and Open Space

ADMINISTERING DEPARTMENT COMMUNITY SERVICES

PROGRAM CATEGORY General Safety, Maintenance and Other Improvements

LOCATION Citywide

STRATEGIC PLAN GOAL Sound Infrastructure: Sustain high quality service delivery by investing in public infrastructure, including parks, buildings, equipment, roads, and technology.

DESCRIPTION

The project will provide funding for a comprehensive inventory of park locations, facilities, and amenities throughout the City.

JUSTIFICATION

This project will establish a priority of capital improvements needed at various parks. It will highlight park amenities needing repair and replacement to bring the parks high standards.

CURRENT STATUS

Estimated completion of project is March 2021.

OPERATING BUDGET IMPACT

No operating budget impact associated with this project.

GRANT AND OTHER FUNDING OPPORTUNITIES

No grants or other funding opportunities for this project.

		FY 2022 - 2026 CAPITAL IMPROVEMENT PLAN					
FUNDING SOURCE	**EST. CARRYOVER FUNDING**	**FY 2022**	**FY 2023**	**FY 2024**	**FY 2025**	**FY 2026**	**TOTAL**
110 - GENERAL FUND	36,367	-	-	-	-	-	36,367
215 - COMMUNITY MEEETING DEV FEE	1,826	-	-	-	-	-	1,826
217 - AB1600 PARK IMPROVEMT/DEV FEE	2,020	-	-	-	-	-	2,020
TOTAL	**40,213**	**-**	**-**	**-**	**-**	**-**	**40,213**

FUNDING, BY FISCAL YEAR

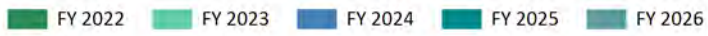

FY 2022 FUNDING, BY FUND

PROJECT NUMBER 79020 — PARKS IMPROVEMENTS

PROGRAM Parks and Open Space

ADMINISTERING DEPARTMENT COMMUNITY SERVICES

PROGRAM CATEGORY General Safety, Maintenance and Other Improvements

LOCATION Citywide

STRATEGIC PLAN GOAL Sound Infrastructure: Sustain high quality service delivery by investing in public infrastructure, including parks, buildings, equipment, roads, and technology.

DESCRIPTION

An assessment was performed at all City parks to determine park condition, amenities, parking availability, irrigations and lighting efficiencies. The following projects were identified to improve safety, efficiency and enjoyment of the City Parks: Park Facilities – Install or improve restrooms and picnic structures; Parks Hardscape Improvements – Improve and expand parking lots, sidewalks, curbs and gutters; Parks Irrigation Improvements – Improve and expand parks irrigation systems to improve efficiency, lower electric costs and reduce water consumption; Parks Lighting Improvements – Improve and expand parks lighting facilities to improve efficiency, lower electric costs and provide better coverage.; Parks Enhanced Amenities – Addition of playgrounds, sports fields, sports courts and shelters.

JUSTIFICATION

Parks improvements identified by the Parks Facilities and Amenities Inventory.

CURRENT STATUS

Project is ongoing.

OPERATING BUDGET IMPACT

No operating budget impact identified at this time for this project.

GRANT AND OTHER FUNDING OPPORTUNITIES

No grants or other funding opportunities for this project.

FY 2022 - 2026 CAPITAL IMPROVEMENT PLAN

FUNDING SOURCE	EST. CARRYOVER FUNDING	FY 2022	FY 2023	FY 2024	FY 2025	FY 2026	TOTAL
217 - AB1600 PARK IMPROVEMT/DEV FEE	2,898,035						2,898,035
TOTAL	**2,898,035**						**2,898,035**

FUNDING, BY FISCAL YEAR

FY 2022 FUNDING, BY FUND

FY 2022 FY 2023 FY 2024 FY 2025 FY 2026

PROJECT NUMBER AUTO - 726 PARKS MASTER PLAN

PROGRAM Parks and Open Space

ADMINISTERING DEPARTMENT COMMUNITY SERVICES

PROGRAM CATEGORY General Safety, Maintenance and Other Improvements

LOCATION Parks throughout the City

STRATEGIC PLAN GOAL Sound Infrastructure: Sustain high quality service delivery by investing in public infrastructure, including parks, buildings, equipment, roads, and technology.

DESCRIPTION

Complete a Parks Master Plan for all parks and open space in the City.

JUSTIFICATION

The Parks Facilities and Amenities Inventory is almost complete and the next phase is to conduct a Parks Master Plan. The last Parks Master Plan was conducted in 1989 and is well overdue. The Parks Master Plan will be the guiding document to help staff identify and prioritize park projects to be completed due to years of deferred park maintenance. The Parks Master Plan will also be a supplemental document to the Trails Master Plan and the City's Strategic Plan. All three documents go hand in hand and the Parks Master Plan will achieve the City's goal of providing enhanced parks and recreational facilities and a sense of place for the community. In addition the Parks and Recreation Commission is supportive of the completion of the Parks Master Plan.

This project will be funded by 217 for $100,000 and a request by General Fund for $150,000.

CURRENT STATUS

New project for FY 2022.

OPERATING BUDGET IMPACT

No operating budget impact identified for this project at this time.

GRANT AND OTHER FUNDING OPPORTUNITIES

No grants or other funding opportunities for this project.

FY 2022 - 2026 CAPITAL IMPROVEMENT PLAN

FUNDING SOURCE	EST. CARRYOVER FUNDING	FY 2022	FY 2023	FY 2024	FY 2025	FY 2026	TOTAL
110 - GENERAL FUND	-	150,000	-	-	-	-	150,000

217 - AB1600 PARK IMPROVEMT/DEV FEE	-	100,000	-	-	-	-	100,000
TOTAL	**-**	**250,000**	**-**	**-**	**-**	**-**	**250,000**

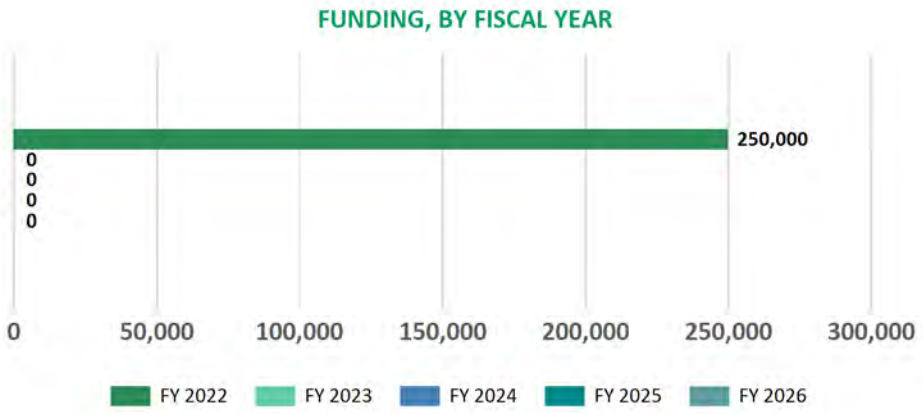

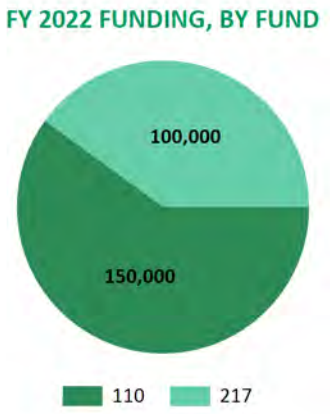

PROJECT NUMBER 74141 — PROMENADE PARK ADA IMPROVEMENT

PROGRAM Parks and Open Space

ADMINISTERING DEPARTMENT COMMUNITY SERVICES

PROGRAM CATEGORY General Safety, Maintenance and Other Improvements

LOCATION Promenade Park

STRATEGIC PLAN GOAL Sense of Place: Build community through celebrating our rich heritage, increasing access to recreational and cultural activities, and improving the relationship between the City and residents.

DESCRIPTION

The Citywide ADA Improvement project will engineer and design various ADA improvements throughout City parks. ADA improvements include, but not limited to: sidewalks, parking lot, restrooms, signage, playground surface, and picnic tables.

JUSTIFICATION

The city has a legal obligation to make ADA improvements at parks.

CURRENT STATUS

Project Completed

OPERATING BUDGET IMPACT

No operating budget impact identified for this project at this time.

GRANT AND OTHER FUNDING OPPORTUNITIES

No grants or other funding opportunities for this project.

		FY 2022 - 2026 CAPITAL IMPROVEMENT PLAN					
FUNDING SOURCE	**EST. CARRYOVER FUNDING**	**FY 2022**	**FY 2023**	**FY 2024**	**FY 2025**	**FY 2026**	**TOTAL**
110 - GENERAL FUND	56,545	-	-	-	-	-	56,545
TOTAL	**56,545**	**-**	**-**	**-**	**-**	**-**	**56,545**

FUNDING, BY FISCAL YEAR

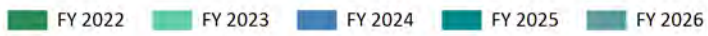

FY 2022 FUNDING, BY FUND

PROJECT NUMBER 73330 — PROP 68 PER CAPITA PLAYGROUND REPLACEMENT

PROGRAM Parks and Open Space

ADMINISTERING DEPARTMENT COMMUNITY SERVICES

PROGRAM CATEGORY Playgrounds, Fencing, and Lighting

LOCATION Tehachapi and Cresta Verde Parks

STRATEGIC PLAN GOAL Sound Infrastructure: Sustain high quality service delivery by investing in public infrastructure, including parks, buildings, equipment, roads, and technology.

DESCRIPTION

The typical life cycle for playground equipment is 25 years. The playgrounds at both Tehachapi and Creste Verde Parks are at or beyond their useful life and need to be replaced. Tehachapi Park's playground is 25 years old, and Creste Verde's is 23 years old. Replacement components are no longer available for either playground, which means portions will need to be removed as they become inoperable.

JUSTIFICATION

The playground equipment at Tehachapi and Cresta Verde park are in need of replacement as they have exceeded the equipment life cycle. Parks staff are unable to purchase replacements parts as the equipment is 25+ years old and no longer manufactured.

CURRENT STATUS

Anticipated completed in September 2021.

OPERATING BUDGET IMPACT

No operating budget impact associated with this item.

GRANT AND OTHER FUNDING OPPORTUNITIES

California Department of Parks Proposition 68 Per Capita Grant Program.

FY 2022 - 2026 CAPITAL IMPROVEMENT PLAN

FUNDING SOURCE	EST. CARRYOVER FUNDING	FY 2022	FY 2023	FY 2024	FY 2025	FY 2026	TOTAL
480 - REIMBURSEMENT GRANTS-ALL DPTS	54,782	-	-	-	-	-	54,782
TOTAL	**54,782**	**-**	**-**	**-**	**-**	**-**	**54,782**

FUNDING, BY FISCAL YEAR

FY 2022 FUNDING, BY FUND

PROJECT NUMBER 74151 — RIDGELINE PARK ADA IMPROVEMENTS

PROGRAM Parks and Open Space

ADMINISTERING DEPARTMENT COMMUNITY SERVICES

PROGRAM CATEGORY General Safety, Maintenance and Other Improvements

LOCATION Ridgeline Park

STRATEGIC PLAN GOAL Sense of Place: Build community through celebrating our rich heritage, increasing access to recreational and cultural activities, and improving the relationship between the City and residents.

DESCRIPTION

The Citywide ADA Improvement project will engineer and design various ADA improvements throughout City parks. ADA improvements include, but not limited to: sidewalks, parking lot, restrooms, signage, playground surface, and picnic tables.

JUSTIFICATION

The city has a legal obligation to make ADA improvements at parks.

CURRENT STATUS

Construction to begin June and estimated completion in September 2021.

OPERATING BUDGET IMPACT

No operating budget impact identified for this project at this time.

GRANT AND OTHER FUNDING OPPORTUNITIES

No grants or other funding opportunities for this project.

		FY 2022 - 2026 CAPITAL IMPROVEMENT PLAN					
FUNDING SOURCE	**EST. CARRYOVER FUNDING**	**FY 2022**	**FY 2023**	**FY 2024**	**FY 2025**	**FY 2026**	**TOTAL**
110 - GENERAL FUND	28,734	-	-	-	-	-	28,734
TOTAL	**28,734**	**-**	**-**	**-**	**-**	**-**	**28,734**

FUNDING, BY FISCAL YEAR

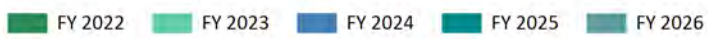

FY 2022 FUNDING, BY FUND

PROJECT NUMBER 74161 — RIVER ROAD PARK ADA IMPROVEMENTS

PROGRAM Parks and Open Space

ADMINISTERING DEPARTMENT COMMUNITY SERVICES

PROGRAM CATEGORY General Safety, Maintenance and Other Improvements

LOCATION River Road Park

STRATEGIC PLAN GOAL Sense of Place: Build community through celebrating our rich heritage, increasing access to recreational and cultural activities, and improving the relationship between the City and residents.

DESCRIPTION

The Citywide ADA Improvement project will engineer and design various ADA improvements throughout City parks. ADA improvements include, but not limited to: sidewalks, parking lot, restrooms, signage, playground surface, and picnic tables.

JUSTIFICATION

The city has a legal obligation to make ADA improvements at parks.

CURRENT STATUS

This project is scheduled to occur in Year 5 of the five-year ADA plan.

OPERATING BUDGET IMPACT

No operating budget impact identified for this project at this time.

GRANT AND OTHER FUNDING OPPORTUNITIES

No grants or other funding opportunities for this project.

		FY 2022 - 2026 CAPITAL IMPROVEMENT PLAN					
FUNDING SOURCE	**EST. CARRYOVER FUNDING**	**FY 2022**	**FY 2023**	**FY 2024**	**FY 2025**	**FY 2026**	**TOTAL**
110 - GENERAL FUND	40,000	-	-	-	-	-	40,000
TOTAL	**40,000**	**-**	**-**	**-**	**-**	**-**	**40,000**

FUNDING, BY FISCAL YEAR

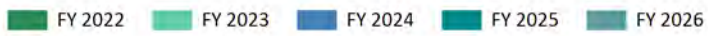

FY 2022 FUNDING, BY FUND

PROJECT NUMBER 77130 — SKYLINE TRAIL

PROGRAM Parks and Open Space

ADMINISTERING DEPARTMENT COMMUNITY SERVICES

PROGRAM CATEGORY General Safety, Maintenance and Other Improvements

LOCATION Skyline Trail

STRATEGIC PLAN GOAL Sound Infrastructure: Sustain high quality service delivery by investing in public infrastructure, including parks, buildings, equipment, roads, and technology.

DESCRIPTION

To create a pedestrian access bridge to Hagador Canyon that is located within the Skyline Trail system.

JUSTIFICATION

The next phase of this project is to design a pedestrian access bridge to Hagador Canyon. The bridge will create a safe pathway for hikers to access Hagado Canyon that is located within the Skyline Trail. This project will create an official bridge and access point to Hagador Canyon.

CURRENT STATUS

This project is ongoing. The next phase is for design work of a service bridge at the trail entrance.

OPERATING BUDGET IMPACT

No operating budget impact identified for this project at this time.

GRANT AND OTHER FUNDING OPPORTUNITIES

No grants or other funding opportunities for this project.

		FY 2022 - 2026 CAPITAL IMPROVEMENT PLAN					
FUNDING SOURCE	**EST. CARRYOVER FUNDING**	**FY 2022**	**FY 2023**	**FY 2024**	**FY 2025**	**FY 2026**	**TOTAL**
217 - AB1600 PARK IMPROVEMT/DEV FEE	55,000						55,000
TOTAL	**55,000**						**55,000**

FUNDING, BY FISCAL YEAR

FY 2022 FUNDING, BY FUND

FY 2022 FY 2023 FY 2024 FY 2025 FY 2026

PROJECT NUMBER 80080 — SOUTH CORONA MASTER PLANNED LANDSCAPE

PROGRAM Parks and Open Space

ADMINISTERING DEPARTMENT PUBLIC WORKS

PROGRAM CATEGORY Parks Paving, Courts, and Pathways

LOCATION South Corona

STRATEGIC PLAN GOAL Sound Infrastructure: Sustain high quality service delivery by investing in public infrastructure, including parks, buildings, equipment, roads, and technology.

DESCRIPTION

Master Planned landscaping in South Corona as specified by the South Corona Community Facility Plan.

JUSTIFICATION

Assessment needed to build based on South Corona Master Plan

CURRENT STATUS

On-going

OPERATING BUDGET IMPACT

No operating budget impact associated with this project.

GRANT AND OTHER FUNDING OPPORTUNITIES

Landscape Facilities Fee

		FY 2022 - 2026 CAPITAL IMPROVEMENT PLAN					
FUNDING SOURCE	**EST. CARRYOVER FUNDING**	**FY 2022**	**FY 2023**	**FY 2024**	**FY 2025**	**FY 2026**	**TOTAL**
274 - LANDSCAPING FACILITIES FEE	796,166	-	-	-	-	-	796,166
TOTAL	**796,166**	**-**	**-**	**-**	**-**	**-**	**796,166**

FUNDING, BY FISCAL YEAR

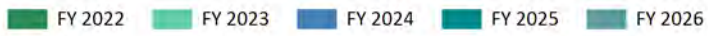

FY 2022 FUNDING, BY FUND

PROJECT NUMBER 74171 — TEHACHAPI PARK ADA IMPROVEMENT

PROGRAM Parks and Open Space

ADMINISTERING DEPARTMENT COMMUNITY SERVICES

PROGRAM CATEGORY General Safety, Maintenance and Other Improvements

LOCATION Tehachapi Park

STRATEGIC PLAN GOAL Sense of Place: Build community through celebrating our rich heritage, increasing access to recreational and cultural activities, and improving the relationship between the City and residents.

DESCRIPTION

The Citywide ADA Improvement project will engineer and design various ADA improvements throughout City parks. ADA improvements include, but not limited to: sidewalks, parking lot, restrooms, signage, playground surface, and picnic tables.

JUSTIFICATION

ADA improvements are being done at Tehachapi Park including installing a rubberized surfacing for the playground. There is a legal requirement for the ADA improvements to be made.

CURRENT STATUS

Project construction to begin in June and estimated completion in September 2021.

OPERATING BUDGET IMPACT

No operating budget impact identified for this project at this time.

GRANT AND OTHER FUNDING OPPORTUNITIES

No grants or other funding opportunities for this project.

FY 2022 - 2026 CAPITAL IMPROVEMENT PLAN

FUNDING SOURCE	EST. CARRYOVER FUNDING	FY 2022	FY 2023	FY 2024	FY 2025	FY 2026	TOTAL
110 - GENERAL FUND	40,000	-	-	-	-	-	40,000
TOTAL	**40,000**	**-**	**-**	**-**	**-**	**-**	**40,000**

FUNDING, BY FISCAL YEAR

FY 2022 FUNDING, BY FUND

PROJECT NUMBER 73820 — TRAILS MASTER PLAN

PROGRAM Parks and Open Space

ADMINISTERING DEPARTMENT COMMUNITY SERVICES

PROGRAM CATEGORY General Safety, Maintenance and Other Improvements

LOCATION Citywide

STRATEGIC PLAN GOAL Sense of Place: Build community through celebrating our rich heritage, increasing access to recreational and cultural activities, and improving the relationship between the City and residents.

DESCRIPTION

To prepare a master plan of trails within the City of Corona and Corona's sphere of influence.

JUSTIFICATION

Upon completion of the Trails Inventory, the Trails Master Plan project will begin. Estimated completion date is March 2022.

CURRENT STATUS

Project is ongoing.

OPERATING BUDGET IMPACT

No operating budget impact associated with this project.

GRANT AND OTHER FUNDING OPPORTUNITIES

No grants or other funding opportunities for this project.

		FY 2022 - 2026 CAPITAL IMPROVEMENT PLAN					
FUNDING SOURCE	**EST. CARRYOVER FUNDING**	**FY 2022**	**FY 2023**	**FY 2024**	**FY 2025**	**FY 2026**	**TOTAL**
110 - GENERAL FUND	36,910	-	-	-	-	-	36,910
TOTAL	**36,910**	**-**	**-**	**-**	**-**	**-**	**36,910**

FUNDING, BY FISCAL YEAR

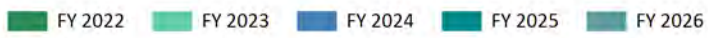

FY 2022 FUNDING, BY FUND

PROJECT NUMBER 74181 — VICTORIA PARK ADA IMPROVEMENTS

PROGRAM Parks and Open Space

ADMINISTERING DEPARTMENT COMMUNITY SERVICES

PROGRAM CATEGORY General Safety, Maintenance and Other Improvements

LOCATION Victoria Park

STRATEGIC PLAN GOAL Sense of Place: Build community through celebrating our rich heritage, increasing access to recreational and cultural activities, and improving the relationship between the City and residents.

DESCRIPTION

The Citywide ADA Improvement project will engineer and design various ADA improvements throughout City parks. ADA improvements include, but not limited to: sidewalks, parking lot, restrooms, signage, playground surface, and picnic tables.

JUSTIFICATION

The city has a legal obligation to make ADA improvements at parks.

CURRENT STATUS

Project to begin in June and estimated completion date September 2021.

OPERATING BUDGET IMPACT

No operating budget impact identified for this project at this time.

GRANT AND OTHER FUNDING OPPORTUNITIES

No grants or other funding opportunities for this project.

		FY 2022 - 2026 CAPITAL IMPROVEMENT PLAN					
FUNDING SOURCE	**EST. CARRYOVER FUNDING**	**FY 2022**	**FY 2023**	**FY 2024**	**FY 2025**	**FY 2026**	**TOTAL**
110 - GENERAL FUND	38,689	-	-	-	-	-	38,689
TOTAL	**38,689**	**-**	**-**	**-**	**-**	**-**	**38,689**

FUNDING, BY FISCAL YEAR

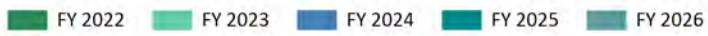

FY 2022 FUNDING, BY FUND

FY 2022 – 2026 Capital Improvement Plan – Streets and Storm Drains

Streets and Storm Drains projects and their corresponding funding sources are shown below. Project detail summaries can be found in the following pages.

		FY 2022 - 2026 CAPITAL IMPROVEMENT PLAN					
PROJECT TITLE	ESTIMATED CARRYOVER FUNDING	FY 2022	FY 2023	FY 2024	FY 2025	FY 2026	TOTAL FUNDING
ADVANCED TRAFFIC MANAGEMENT SYSTEM (ATMS) PHASE III AND ATMS MASTER	1,817,050	300,000	-	-	-	-	2,117,050
ALLEY IMPROVEMENTS	-	2,000,000	-	-	-	-	2,000,000
ANNUAL STREET PAVEMENT REHABILITATION	5,139,174	7,064,157	1,000,000	-	-	-	13,203,331
AUBURNDALE SOUTH DRAIN LINE - ALCOA	5,000	-	-	-	-	-	5,000
AUTO CENTER DRIVE/BURLINGTON NORTHERN SANTA FE RAILROAD GRADE	4,868,340	-	-	-	-	-	4,868,340
BRIDGE EVALUATION	374,522	-	-	-	-	-	374,522
BUTTERFIELD DRIVE ROAD RELOCATION	1,999,898	-	-	-	-	-	1,999,898
CAJALCO / I-15 INTERCHANGE IMPROVEMENTS	4,602,657	-	-	-	-	-	4,602,657
CHANGEABLE TRAFFIC MESSAGE SIGN REPLACEMENT	32,395	-	-	-	-	-	32,395
CHASE DRIVE IMPROVEMENTS - PHASE III	90,906	-	-	-	-	-	90,906
CITYWIDE ADA CURB RAMP IMPROVEMENTS	-	350,000	-	-	-	-	350,000
CITYWIDE BENCHMARK UPDATE	230,000	-	-	-	-	-	230,000
CITYWIDE MASTER PLAN STREET IMPROVEMENTS	1,587,748	-	-	-	-	-	1,587,748
CITYWIDE SIDEWALK AND ADA IMPROVEMENTS - PHASE II	1,305,191	350,000	-	-	-	-	1,655,191
CITYWIDE TRAFFIC SIGNALS	2,620,664	-	-	-	-	-	2,620,664
CITYWIDE TRAFFIC SIGNS	41,621	15,000	15,000	15,000	-	-	86,621
DOS LAGOS TRAFFIC SIGNAL IMPROVEMENTS	171,280	-	-	-	-	-	171,280
EAST GRAND BOULEVARD STORM DRAIN	741,181	320,000	-	-	-	-	1,061,181
FOOTHILL PARKWAY INTERCONNECT SIGNAL SYSTEM OPTIMIZATION	-	200,000	-	-	-	-	200,000
FY2019 CDBG SIDEWALK IMPROVEMENTS	601,569	-	-	-	-	-	601,569
INFRA SR-91 CORRIDOR	-	363,000	1,000,000	-	-	-	1,363,000
IN-PAVEMENT ILLUMINATION CROSSWALK	-	150,000	-	-	-	-	150,000
MAGNOLIA AVENUE WIDENING	2,482,391	299,000	3,000,000	700,000	-	-	6,481,391
MAGNOLIA MEDIAN REHABILITATION	484,885	-	-	-	-	-	484,885
MCKINLEY / SANTA FE GRADE SEPARATION	2,000,000	-	-	-	-	-	2,000,000
MCKINLEY GRADE SEPARATION	61,648,328	-	-	-	-	-	61,648,328
MISCELLANEOUS REPAIR AND REPLACEMENT OF TRAFFIC SIGNALS	255,147	200,000	200,000	200,000	200,000	-	1,055,147
OAK AVENUE STREET WIDENING	500,000	650,000	-	-	-	-	1,150,000

PROJECT TITLE	ESTIMATED CARRYOVER FUNDING	FY 2022 - 2026 CAPITAL IMPROVEMENT PLAN FY 2022	FY 2023	FY 2024	FY 2025	FY 2026	TOTAL FUNDING
ONTARIO AVENUE WIDENING	3,620,200	350,000	-	-	-	-	3,970,200
OVERLOOK ROAD MAINTENANCE	47,925	-	-	-	-	-	47,925
PAVEMENT MAINTENANCE AND RESURFACING	117,889	300,000	306,000	312,120	318,364	324,730	1,679,103
PAVEMENT MANAGEMENT STUDY	75,084	30,000	10,000	10,000	-	-	125,084
REIMBURSEMENT AGREEMENT PAYMENTS - DRAINAGE	198,697	-	-	-	-	-	198,697
REMOVE DEBRIS FROM BEDFORD WASH UNDER TEMESCAL CANYON	233,568	-	-	-	-	-	233,568
RINCON 20X40 SOUTH DRAIN LINE - ALCOA	5,000	-	-	-	-	-	5,000
RIVER ROAD MEDIAN LANDSCAPE IMPROVEMENTS	1,500	500,000	-	-	-	-	501,500
ROCK VISTA DRIVE SUBDRAIN	279,297	-	-	-	-	-	279,297
SHERBORN STREET IMPROVEMENTS	438,374	-	-	-	-	-	438,374
SIDEWALK, CURB AND GUTTER REPAIR/REPLACEMENT/MAINTENANCE	96,679	800,000	816,000	832,320	848,968	865,946	4,259,913
SOUTH CORONA MASTER PLANNED STREETS	100,000	-	-	-	-	-	100,000
STRIPING REHABILITATION	468,910	325,000	325,000	-	-	-	1,118,910
TRAFFIC MONITORING CCTV SYSTEM REPAIRS AND UPGRADES	-	100,000	-	-	-	-	100,000
TRAFFIC SIGNAL ADA ENHANCEMENTS	-	75,000	-	-	-	-	75,000
TRAFFIC SIGNAL AT MASTERS DRIVE AND CALIFORNIA AVE	800,000	-	-	-	-	-	800,000
TRAFFIC SIGNAL INSTALLATION AT AUTO CENTER DRIVE / METROLINK STATION	285,685	-	-	-	-	-	285,685
TRAFFIC SIGNAL INSTALLATION AT BEDFORD CANYON / GEORGETOWN	473,474	-	-	-	-	-	473,474
TRAFFIC SIGNAL MAINTENANCE FACILITY	260,000	-	-	-	-	-	260,000
TRAFFIC SIGNALS LIGHTING UPGRADE	340,272	-	-	-	-	-	340,272
WEST RINCON STREET IMPROVEMENTS	1,000,000	350,000	-	-	-	-	1,350,000
GRAND TOTAL	$102,442,504	$ 15,091,157	$ 6,672,000	$ 2,069,440	$ 1,367,332	$ 1,190,676	$128,833,109

FUND TYPE	FUND NAME	ESTIMATED CARRYOVER FUNDING	FY 2022	FY 2023	FY 2024	FY 2025	FY 2026	TOTAL FUNDING
GENERAL FUND	110 - GENERAL FUND	1,608,157	2,000,000	-	-	-	-	3,608,157
	GENERAL FUND TOTAL	$ 1,608,157	$ 2,000,000	$ -	$ -	$ -	$ -	$ 3,608,157

FUND TYPE	FUND NAME	ESTIMATED CARRYOVER FUNDING	FY 2022	FY 2023	FY 2024	FY 2025	FY 2026	TOTAL FUNDING
SPECIAL REVENUE FUND	211 - STREET BRIDGE & SIGNAL DEV FEE	9,290,051	1,175,000	1,000,000	-	-	-	11,465,051
	212 - STORM DRAINAGE DEVELOPMENT FEE	530,784	683,000	-	-	-	-	1,213,784
	221 - RMRA FUND	2,718,073	3,277,841	-	-	-	-	5,995,914
	222 - GAS TAX FUND - 2105 & 2106	1,915,627	865,000	2,426,000	887,220	783,666	595,338	7,472,851
	227 - MEASURE A FUND	14,196,020	7,090,316	3,246,000	1,182,220	583,666	595,338	26,893,560
	252 - LMD 2003-1 LIGHTING	171,280	-	-	-	-	-	171,280
	446 - LMD84-1 STREET LIGHTS	7,376	-	-	-	-	-	7,376
	SPECIAL REVENUE FUND TOTAL	**$ 28,829,210**	**$ 13,091,157**	**$ 6,672,000**	**$ 2,069,440**	**$ 1,367,332**	**$ 1,190,676**	**$ 53,219,815**
CAPITAL PROJECT FUND	243 - PUBLIC WORKS GRANTS/AGREEMENT	70,719,302	-	-	-	-	-	70,719,302
	431 - CDBG FUND	544,664	-	-	-	-	-	544,664
	479 - TUMF - WRCOG	731,171	-	-	-	-	-	731,171
	480 - REIMBURSEMENT GRANTS-ALL DPTS	10,000	-	-	-	-	-	10,000
	CAPITAL PROJECT FUND TOTAL	**$ 72,005,137**	**$ -**	**$ -**	**$ -**	**$ -**	**$ -**	**$ 72,005,137**
	GRAND TOTAL	**$102,442,504**	**$ 15,091,157**	**$ 6,672,000**	**$ 2,069,440**	**$ 1,367,332**	**$ 1,190,676**	**$128,833,109**

PROJECT NUMBER 71800 — ADVANCED TRAFFIC MANAGEMENT SYSTEM (ATMS) PHASE III AND ATMS MASTER

PROGRAM Streets and Storm Drains

ADMINISTERING DEPARTMENT PUBLIC WORKS

PROGRAM CATEGORY Traffic Signals

LOCATION Sierra Del Oro, East Foothill Parkway, and other In-Fill Locations

STRATEGIC PLAN GOAL Sound Infrastructure: Sustain high quality service delivery by investing in public infrastructure, including parks, buildings, equipment, roads, and technology.

DESCRIPTION

Update the ATMS Master Plan; expand and upgrade the Advanced Traffic Management System to include Sierra del Oro, East Foothill, and other in-fill locations; and install technological and capacity upgrades system-wide. ATMS Phase III will collaborate with the Citywide inter-departmental telecommunication infrastructure.

JUSTIFICATION

Extension of remote control and monitoring capabilities of traffic signal network from City Hall Traffic Management Center. Enables faster responses to changing traffic conditions and incident management.

CURRENT STATUS

Project in design phase

OPERATING BUDGET IMPACT

Maintenance and repair and expansion to the existing system

GRANT AND OTHER FUNDING OPPORTUNITIES

Potential for Local Road Safety Plan (LRSP), Active Transportation Plan (ATP), and Highway Safety Improvement Program (HSIP) grant funding

FY 2022 - 2026 CAPITAL IMPROVEMENT PLAN

FUNDING SOURCE	EST. CARRYOVER FUNDING	FY 2022	FY 2023	FY 2024	FY 2025	FY 2026	TOTAL
211 - STREET BRIDGE & SIGNAL DEV FEE	1,817,050	300,000	-	-	-	-	2,117,050
TOTAL	**1,817,050**	**300,000**	**-**	**-**	**-**	**-**	**2,117,050**

FUNDING, BY FISCAL YEAR

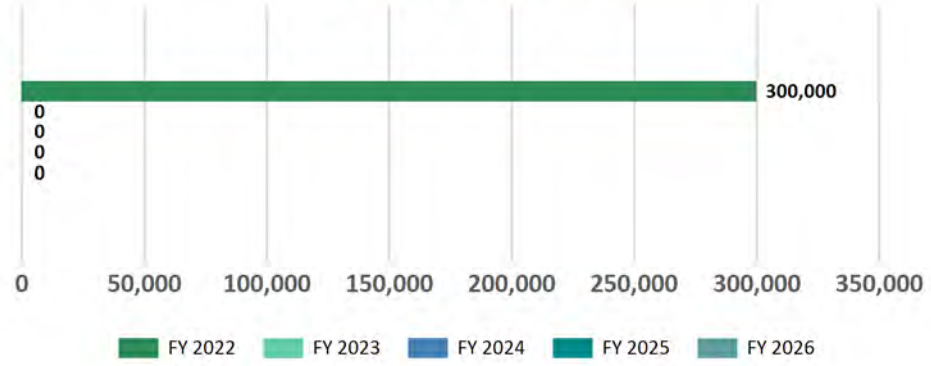

FY 2022 FUNDING, BY FUND

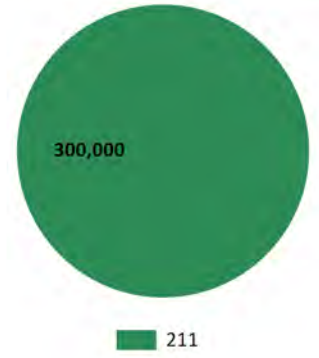

PROJECT NUMBER AUTO - 829 ALLEY IMPROVEMENTS

PROGRAM Streets and Storm Drains

ADMINISTERING DEPARTMENT PUBLIC WORKS

PROGRAM CATEGORY Planning and Studies

LOCATION Grand Boulevard Circle

STRATEGIC PLAN GOAL Safe Community: Protect our quality of life by ensuring the community is safe and clean.

DESCRIPTION

Design and prepare for construction of alley improvements within the circle at Grand Boulevard.

JUSTIFICATION

Maintenance and Rehabilitation of Alleys to provide safety and a smoother travel surface for motorists and pedestrians

CURRENT STATUS

Project in planning/design phase

OPERATING BUDGET IMPACT

On-going maintenance and repair

GRANT AND OTHER FUNDING OPPORTUNITIES

Potential Community Development Block Grant (CDBG) Funding

FY 2022 - 2026 CAPITAL IMPROVEMENT PLAN

FUNDING SOURCE	EST. CARRYOVER FUNDING	FY 2022	FY 2023	FY 2024	FY 2025	FY 2026	TOTAL
110 - GENERAL FUND	-	2,000,000	-	-	-	-	2,000,000
TOTAL	**-**	**2,000,000**	**-**	**-**	**-**	**-**	**2,000,000**

FUNDING, BY FISCAL YEAR

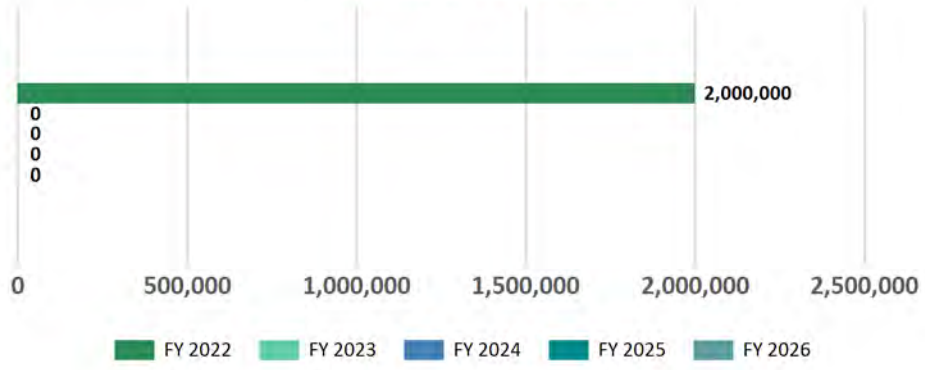

FY 2022 FUNDING, BY FUND

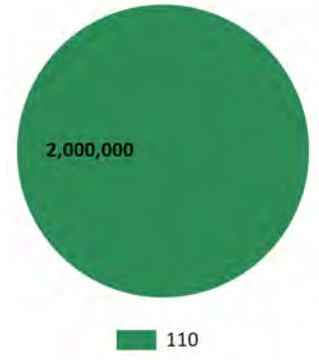

PROJECT NUMBER 69210 — ANNUAL STREET PAVEMENT REHABILITATION

PROGRAM Streets and Storm Drains

ADMINISTERING DEPARTMENT PUBLIC WORKS

PROGRAM CATEGORY Paving and Striping

LOCATION Citywide

STRATEGIC PLAN GOAL Sound Infrastructure: Sustain high quality service delivery by investing in public infrastructure, including parks, buildings, equipment, roads, and technology.

DESCRIPTION

Pavement rehabilitation for local and major streets in accordance with the current Pavement Management Study. Rehabilitation may include reconstruction paving, crack sealing, slurry, etc.

JUSTIFICATION

Maintenance and Rehabilitation of city streets to comply with Pavement Condition Index (PCI) and provide a smoother travel surface for motorists and pedestrians

CURRENT STATUS

On-going on annual basis - Design/Construction

OPERATING BUDGET IMPACT

On-going maintenance and repair

GRANT AND OTHER FUNDING OPPORTUNITIES

No grants or other funding opportunities for this project.

		FY 2022 - 2026 CAPITAL IMPROVEMENT PLAN					
FUNDING SOURCE	**EST. CARRYOVER FUNDING**	**FY 2022**	**FY 2023**	**FY 2024**	**FY 2025**	**FY 2026**	**TOTAL**
221 - RMRA FUND	2,718,073	3,277,841	-	-	-	-	5,995,914
222 - GAS TAX FUND - 2105 & 2106	22,907	-	-	-	-	-	22,907
227 - MEASURE A FUND	2,398,195	3,786,316	1,000,000	-	-	-	7,184,511
TOTAL	**5,139,174**	**7,064,157**	**1,000,000**	**-**	**-**	**-**	**13,203,331**

FUNDING, BY FISCAL YEAR

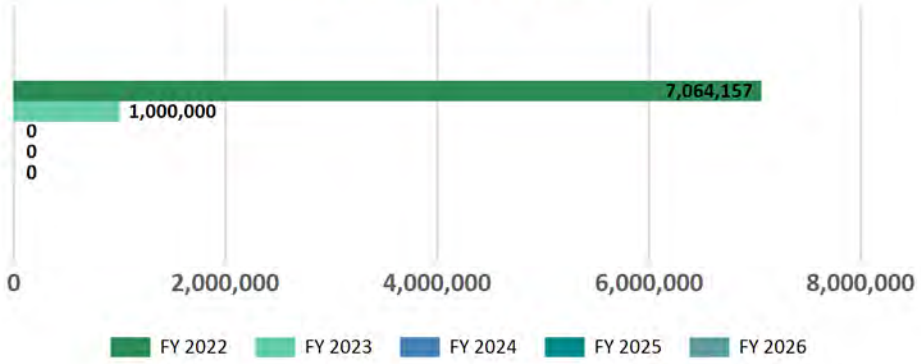

FY 2022 FUNDING, BY FUND

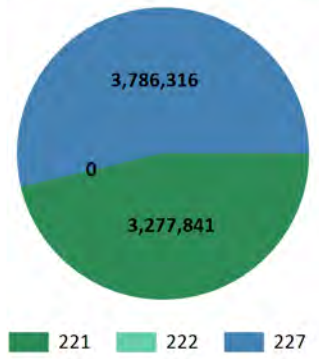

PROJECT NUMBER 72052 — AUBURNDALE SOUTH DRAIN LINE - ALCOA

PROGRAM Streets and Storm Drains

ADMINISTERING DEPARTMENT DEPT OF WATER AND POWER

PROGRAM CATEGORY Storm Drains, Culverts, Creeks, and Flood Control

LOCATION Northwest Corona Near the Airport

STRATEGIC PLAN GOAL Safe Community: Protect our quality of life by ensuring the community is safe and clean.

DESCRIPTION

The Alcoa Dike project will be designed and constructed by the Orange County Flood Control Division. The City of Corona will pay it's own share of the project.

JUSTIFICATION

This project is for administrative time. Staff needs to review plans and submittals and inspect projects to ensure that it was/will be built as specified. Work will be performed by Orange County Public Works.

CURRENT STATUS

The Alcoa Dike is under construction.

OPERATING BUDGET IMPACT

This project will not increase the operating budget, as it is the relocation of infrastructure that is currently in place.

GRANT AND OTHER FUNDING OPPORTUNITIES

The construction of the Alcoa Dike will be partially funded by Orange County Public Works.

		FY 2022 - 2026 CAPITAL IMPROVEMENT PLAN					
FUNDING SOURCE	**EST. CARRYOVER FUNDING**	**FY 2022**	**FY 2023**	**FY 2024**	**FY 2025**	**FY 2026**	**TOTAL**
480 - REIMBURSEMENT GRANTS-ALL DPTS	5,000	-	-	-	-	-	5,000
TOTAL	**5,000**	**-**	**-**	**-**	**-**	**-**	**5,000**

FUNDING, BY FISCAL YEAR

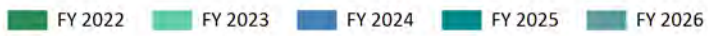

FY 2022 FUNDING, BY FUND

PROJECT NUMBER 71150 — AUTO CENTER DRIVE/BURLINGTON NORTHERN SANTA FE RAILROAD GRADE

PROGRAM Streets and Storm Drains

ADMINISTERING DEPARTMENT PUBLIC WORKS

PROGRAM CATEGORY Bridges, Railroads, and Freeways

LOCATION Auto Center Drive at BNSF Grade Separation

STRATEGIC PLAN GOAL Sound Infrastructure: Sustain high quality service delivery by investing in public infrastructure, including parks, buildings, equipment, roads, and technology.

DESCRIPTION

Construction of a grade separation (bridge) over the Burlington Northern Santa Fe Railroad tracks at Auto Center Drive to eliminate the current at-grade crossing.

JUSTIFICATION

Create grade separation and eliminate current at-grade crossing

CURRENT STATUS

Project closeout FY 2020/21.

OPERATING BUDGET IMPACT

No operating budget impact associated with this project.

GRANT AND OTHER FUNDING OPPORTUNITIES

State and TUMF funded

		FY 2022 - 2026 CAPITAL IMPROVEMENT PLAN					
FUNDING SOURCE	**EST. CARRYOVER FUNDING**	**FY 2022**	**FY 2023**	**FY 2024**	**FY 2025**	**FY 2026**	**TOTAL**
110 - GENERAL FUND	1,163,876	-	-	-	-	-	1,163,876
227 - MEASURE A FUND	277,150	-	-	-	-	-	277,150
243 - PUBLIC WORKS GRANTS/AGREEMENT	3,239,578	-	-	-	-	-	3,239,578
479 - TUMF - WRCOG	187,736	-	-	-	-	-	187,736
TOTAL	**4,868,340**	**-**	**-**	**-**	**-**	**-**	**4,868,340**

FUNDING, BY FISCAL YEAR

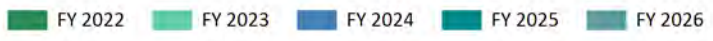

FY 2022 FUNDING, BY FUND

PROJECT NUMBER 71790 — BRIDGE EVALUATION

PROGRAM Streets and Storm Drains

ADMINISTERING DEPARTMENT PUBLIC WORKS

PROGRAM CATEGORY Bridges, Railroads, and Freeways

LOCATION Citywide at various locations

STRATEGIC PLAN GOAL Sound Infrastructure: Sustain high quality service delivery by investing in public infrastructure, including parks, buildings, equipment, roads, and technology.

DESCRIPTION

Maintenance of bridges throughout the City as recommended by the State of California Department of Transportation.

JUSTIFICATION

On-going maintenance of city owned bridges

CURRENT STATUS

Project in planning phase

OPERATING BUDGET IMPACT

No operating budget impact associated with this project.

GRANT AND OTHER FUNDING OPPORTUNITIES

Highway Bridge Program (HBP) grant

		FY 2022 - 2026 CAPITAL IMPROVEMENT PLAN					
FUNDING SOURCE	**EST. CARRYOVER FUNDING**	**FY 2022**	**FY 2023**	**FY 2024**	**FY 2025**	**FY 2026**	**TOTAL**
227 - MEASURE A FUND	374,522	-	-	-	-	-	374,522
TOTAL	**374,522**	**-**	**-**	**-**	**-**	**-**	**374,522**

FUNDING, BY FISCAL YEAR

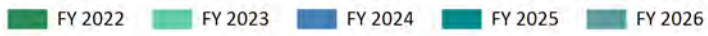

FY 2022 FUNDING, BY FUND

PROJECT NUMBER 72620 — BUTTERFIELD DRIVE ROAD RELOCATION

PROGRAM Streets and Storm Drains

ADMINISTERING DEPARTMENT PUBLIC WORKS

PROGRAM CATEGORY Paving and Striping

LOCATION Rincon Street, Butterfield Road, Airport, Butterfield Park

STRATEGIC PLAN GOAL Sound Infrastructure: Sustain high quality service delivery by investing in public infrastructure, including parks, buildings, equipment, roads, and technology.

DESCRIPTION

Relocate Butterfield Drive to provide access over proposed Army Corps of Engineers Alcoa Dike at Butterfield Park with transition to Smith Avenue on the east side of the Alcoa Dike and transition to the existing roadway alignment on the west side of the Alcoa Dike. Roadway relocation will be designed by Orange County Public Works design consultant and constructed as part of the Corps of Engineers dike construction project. The extent of pavement rehabilitation/repair will include approximately 33,500 square feet of existing pavement. The scope of work to be determined by the consulting engineering firm contracted to prepare the design.

JUSTIFICATION

Federally mandated project to provide 190-year flood return period protection for the mainstem of the Santa Ana River.

CURRENT STATUS

The US Army Corps of Engineers has constructed phase 1 of the Alcoa Dike and is expected to begin construction of phase 2 in late summer/early fall of 2021. Phase 2 will include construction of the connector road from Rincon Street to Butterfield Drive.

OPERATING BUDGET IMPACT

No operating budget impact associated with this project.

GRANT AND OTHER FUNDING OPPORTUNITIES

No grants or other funding opportunities for this project.

		FY 2022 - 2026 CAPITAL IMPROVEMENT PLAN					
FUNDING SOURCE	**EST. CARRYOVER FUNDING**	**FY 2022**	**FY 2023**	**FY 2024**	**FY 2025**	**FY 2026**	**TOTAL**
222 - GAS TAX FUND - 2105 & 2106	149,898	-	-	-	-	-	149,898
227 - MEASURE A FUND	1,850,000	-	-	-	-	-	1,850,000
TOTAL	**1,999,898**	**-**	**-**	**-**	**-**	**-**	**1,999,898**

FUNDING, BY FISCAL YEAR

FY 2022 FUNDING, BY FUND

PROJECT NUMBER 69500 — CAJALCO / I-15 INTERCHANGE IMPROVEMENTS

PROGRAM Streets and Storm Drains

ADMINISTERING DEPARTMENT PUBLIC WORKS

PROGRAM CATEGORY Bridges, Railroads, and Freeways

LOCATION Cajalco Road at Interstate 15 Freeway Interchange

STRATEGIC PLAN GOAL Sound Infrastructure: Sustain high quality service delivery by investing in public infrastructure, including parks, buildings, equipment, roads, and technology.

DESCRIPTION

Widen Cajalco Road from two to six lanes from Temescal Canyon Road to Bedford Canyon Road and reconstruct the existing interchange on Interstate 15 (I-15) at Cajalco Road to accommodate current and future traffic demands. The new six-lane bridge and all ramps will be widened and realigned.

JUSTIFICATION

Interchange improvement needed by new development

CURRENT STATUS

Plant establishment until June 30, 2023

OPERATING BUDGET IMPACT

No operating budget impact associated with this project.

GRANT AND OTHER FUNDING OPPORTUNITIES

State and TUMF

		FY 2022 - 2026 CAPITAL IMPROVEMENT PLAN					
FUNDING SOURCE	**EST. CARRYOVER FUNDING**	**FY 2022**	**FY 2023**	**FY 2024**	**FY 2025**	**FY 2026**	**TOTAL**
110 - GENERAL FUND	5,908	-	-	-	-	-	5,908
211 - STREET BRIDGE & SIGNAL DEV FEE	135,260	-	-	-	-	-	135,260
222 - GAS TAX FUND - 2105 & 2106	262,191	-	-	-	-	-	262,191
243 - PUBLIC WORKS GRANTS/AGREEMENT	565,095	-	-	-	-	-	565,095
TOTAL	**968,454**	**-**	**-**	**-**	**-**	**-**	**968,454**

FUNDING, BY FISCAL YEAR

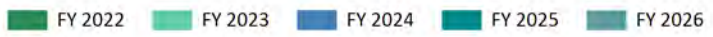

FY 2022 FUNDING, BY FUND



PROJECT NUMBER 69501 — CAJALCO / I-15 INTERCHANGE IMPROVEMENTS

PROGRAM Streets and Storm Drains

ADMINISTERING DEPARTMENT PUBLIC WORKS

PROGRAM CATEGORY Bridges, Railroads, and Freeways

LOCATION Cajalco Road at Interstate 15 Freeway Interchange

STRATEGIC PLAN GOAL Sound Infrastructure: Sustain high quality service delivery by investing in public infrastructure, including parks, buildings, equipment, roads, and technology.

DESCRIPTION

Widen Cajalco Road from two to six lanes from Temescal Canyon Road to Bedford Canyon Road and reconstruct the existing interchange on Interstate 15 (I-15) at Cajalco Road to accommodate current and future traffic demands. The new six-lane bridge and all ramps will be widened and realigned. As stipulated in the Arantine Hills Development Agreement, the developer, The New Home Company, LP, is responsible for certain costs of the project.

JUSTIFICATION

Development driven

CURRENT STATUS

Plant establishment until June 30, 2023

OPERATING BUDGET IMPACT

No operating budget impact associated with this project.

GRANT AND OTHER FUNDING OPPORTUNITIES

Developer contribution

		FY 2022 - 2026 CAPITAL IMPROVEMENT PLAN					
FUNDING SOURCE	**EST. CARRYOVER FUNDING**	**FY 2022**	**FY 2023**	**FY 2024**	**FY 2025**	**FY 2026**	**TOTAL**
243 - PUBLIC WORKS GRANTS/AGREEMENT	3,634,203	-	-	-	-	-	3,634,203
TOTAL	**3,634,203**	**-**	**-**	**-**	**-**	**-**	**3,634,203**

FUNDING, BY FISCAL YEAR

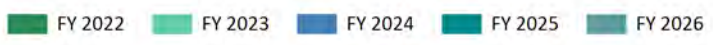

FY 2022 FUNDING, BY FUND

PROJECT NUMBER 72220 — CHANGEABLE TRAFFIC MESSAGE SIGN REPLACEMENT

PROGRAM Streets and Storm Drains

ADMINISTERING DEPARTMENT PUBLIC WORKS

PROGRAM CATEGORY Traffic Signals

LOCATION Citywide at various locations

STRATEGIC PLAN GOAL Sound Infrastructure: Sustain high quality service delivery by investing in public infrastructure, including parks, buildings, equipment, roads, and technology.

DESCRIPTION

Replacement of four obsolete traffic message sign trailers.

JUSTIFICATION

Replacement of aging changeable message trailers used to inform residents and motorist of upcoming traffic impacting events

CURRENT STATUS

On-going maintenance and replacement

OPERATING BUDGET IMPACT

No operating budget impact associated with this project.

GRANT AND OTHER FUNDING OPPORTUNITIES

No grants or other funding opportunities for this project.

FY 2022 - 2026 CAPITAL IMPROVEMENT PLAN

FUNDING SOURCE	EST. CARRYOVER FUNDING	FY 2022	FY 2023	FY 2024	FY 2025	FY 2026	TOTAL
227 - MEASURE A FUND	32,395	-	-	-	-	-	32,395
TOTAL	**32,395**	**-**	**-**	**-**	**-**	**-**	**32,395**

FUNDING, BY FISCAL YEAR

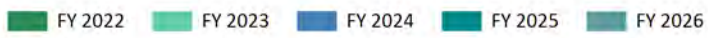

FY 2022 FUNDING, BY FUND

PROJECT NUMBER 86050 — CHASE DRIVE IMPROVEMENTS - PHASE III

PROGRAM Streets and Storm Drains

ADMINISTERING DEPARTMENT PUBLIC WORKS

PROGRAM CATEGORY Storm Drains, Culverts, Creeks, and Flood Control

LOCATION Chase Drive

STRATEGIC PLAN GOAL Sound Infrastructure: Sustain high quality service delivery by investing in public infrastructure, including parks, buildings, equipment, roads, and technology.

DESCRIPTION

Installation of a storm drain swale system and construction of sidewalk and bike path improvements on Chase Drive from Sonrisa Drive to Garretson Avenue.

JUSTIFICATION

Establish Infrastructure/Safe Community

CURRENT STATUS

Project in planning phase

OPERATING BUDGET IMPACT

No operating budget impact associated with this project.

GRANT AND OTHER FUNDING OPPORTUNITIES

No grants or other funding opportunities for this project.

FY 2022 - 2026 CAPITAL IMPROVEMENT PLAN

FUNDING SOURCE	EST. CARRYOVER FUNDING	FY 2022	FY 2023	FY 2024	FY 2025	FY 2026	TOTAL
212 - STORM DRAINAGE DEVELOPMENT FEE	90,906	-	-	-	-	-	90,906
TOTAL	**90,906**	**-**	**-**	**-**	**-**	**-**	**90,906**

FUNDING, BY FISCAL YEAR

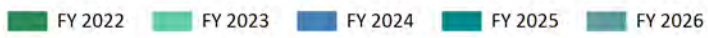

FY 2022 FUNDING, BY FUND

PROJECT NUMBER AUTO - 814 — CITYWIDE ADA CURB RAMP IMPROVEMENTS

PROGRAM Streets and Storm Drains

ADMINISTERING DEPARTMENT PUBLIC WORKS

PROGRAM CATEGORY Sidewalk, Curb and Gutters

LOCATION Citywide

STRATEGIC PLAN GOAL Safe Community: Protect our quality of life by ensuring the community is safe and clean.

DESCRIPTION

Replacement and installation of ADA-compliant curb ramps within public Right-of-Way.

JUSTIFICATION

Replacing and Installing ramps to meet with ADA Compliance

CURRENT STATUS

Project in planning and design phases

OPERATING BUDGET IMPACT

No operating budget impact associated with this project.

GRANT AND OTHER FUNDING OPPORTUNITIES

Potential Active Transportation Plan (ATP) grant

FY 2022 - 2026 CAPITAL IMPROVEMENT PLAN

FUNDING SOURCE	EST. CARRYOVER FUNDING	FY 2022	FY 2023	FY 2024	FY 2025	FY 2026	TOTAL
211 - STREET BRIDGE & SIGNAL DEV FEE	-	350,000	-	-	-	-	350,000
TOTAL	**-**	**350,000**	**-**	**-**	**-**	**-**	**350,000**

FUNDING, BY FISCAL YEAR

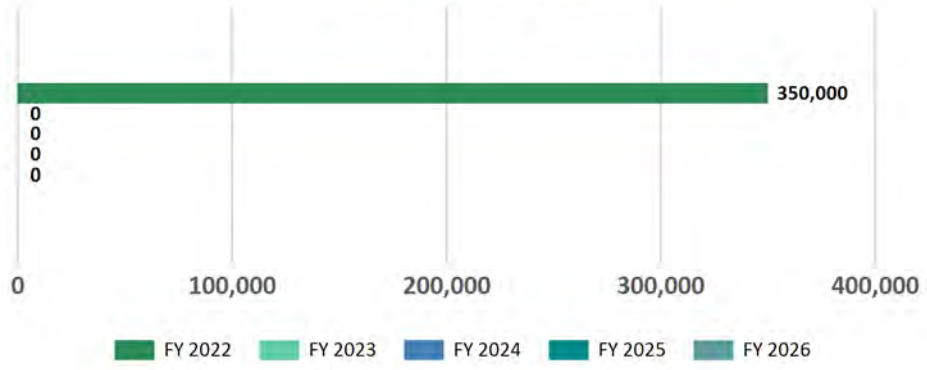

FY 2022 FUNDING, BY FUND

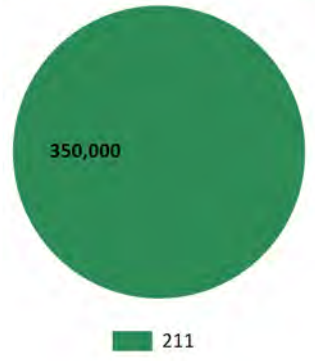

PROJECT NUMBER 68860 — CITYWIDE BENCHMARK UPDATE

PROGRAM Streets and Storm Drains

ADMINISTERING DEPARTMENT PUBLIC WORKS

PROGRAM CATEGORY Planning and Studies

LOCATION Citywide

STRATEGIC PLAN GOAL Sound Infrastructure: Sustain high quality service delivery by investing in public infrastructure, including parks, buildings, equipment, roads, and technology.

DESCRIPTION

Update of Citywide benchmarks and adjustments to NAD 83.

JUSTIFICATION

Establish Infrastructure

CURRENT STATUS

On-going

OPERATING BUDGET IMPACT

No operating budget impact associated with this project.

GRANT AND OTHER FUNDING OPPORTUNITIES

No grants or other funding opportunities for this project.

		FY 2022 - 2026 CAPITAL IMPROVEMENT PLAN					
FUNDING SOURCE	**EST. CARRYOVER FUNDING**	**FY 2022**	**FY 2023**	**FY 2024**	**FY 2025**	**FY 2026**	**TOTAL**
222 - GAS TAX FUND - 2105 & 2106	190,000	-	-	-	-	-	190,000
227 - MEASURE A FUND	40,000	-	-	-	-	-	40,000
TOTAL	**230,000**	**-**	**-**	**-**	**-**	**-**	**230,000**

FUNDING, BY FISCAL YEAR

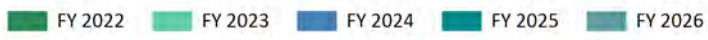

FY 2022 FUNDING, BY FUND

PROJECT NUMBER 69510 — CITYWIDE MASTER PLAN STREET IMPROVEMENTS

PROGRAM Streets and Storm Drains

ADMINISTERING DEPARTMENT PUBLIC WORKS

PROGRAM CATEGORY Paving and Striping

LOCATION Citywide

STRATEGIC PLAN GOAL Sound Infrastructure: Sustain high quality service delivery by investing in public infrastructure, including parks, buildings, equipment, roads, and technology.

DESCRIPTION

Construct missing streets as specified by the Master Facility Plan and Ordinance 2552; amended by Ordinance 2630.

JUSTIFICATION

Master Facility Plan to construct missing streets

CURRENT STATUS

On-going

OPERATING BUDGET IMPACT

No operating budget impact associated with this project.

GRANT AND OTHER FUNDING OPPORTUNITIES

User of Development Impact Fees.

		FY 2022 - 2026 CAPITAL IMPROVEMENT PLAN					
FUNDING SOURCE	**EST. CARRYOVER FUNDING**	**FY 2022**	**FY 2023**	**FY 2024**	**FY 2025**	**FY 2026**	**TOTAL**
211 - STREET BRIDGE & SIGNAL DEV FEE	1,587,748	-	-	-	-	-	1,587,748
TOTAL	**1,587,748**	**-**	**-**	**-**	**-**	**-**	**1,587,748**

FUNDING, BY FISCAL YEAR

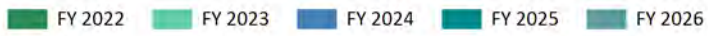

FY 2022 FUNDING, BY FUND

PROJECT NUMBER 72210 — CITYWIDE SIDEWALK AND ADA IMPROVEMENTS - PHASE II

PROGRAM Streets and Storm Drains

ADMINISTERING DEPARTMENT PUBLIC WORKS

PROGRAM CATEGORY Sidewalk, Curb and Gutters

LOCATION North Corona Area

STRATEGIC PLAN GOAL Safe Community: Protect our quality of life by ensuring the community is safe and clean.

DESCRIPTION

Replacement Of Curb, Gutter, Sidewalk, And Drive Approaches; Installation Of Missing Sidewalk, Curb, Gutter, Access Ramps, Bike Paths, Root Pruning, Engineering, And Incidental Work; And Construction, Replacement, Or Installation Of ADA-Compliant Facilities Within The Public Right-Of-Way.

JUSTIFICATION

Enhance safety and accessibility for pedestrians where sidewalk currently does not exist.

CURRENT STATUS

Project in design phase

OPERATING BUDGET IMPACT

On-going maintenance and repair

GRANT AND OTHER FUNDING OPPORTUNITIES

No grants or other funding opportunities for this project.

FY 2022 - 2026 CAPITAL IMPROVEMENT PLAN

FUNDING SOURCE	EST. CARRYOVER FUNDING	FY 2022	FY 2023	FY 2024	FY 2025	FY 2026	TOTAL
227 - MEASURE A FUND	1,305,191	350,000	-	-	-	-	1,655,191
TOTAL	**1,305,191**	**350,000**	**-**	**-**	**-**	**-**	**1,655,191**

FUNDING, BY FISCAL YEAR

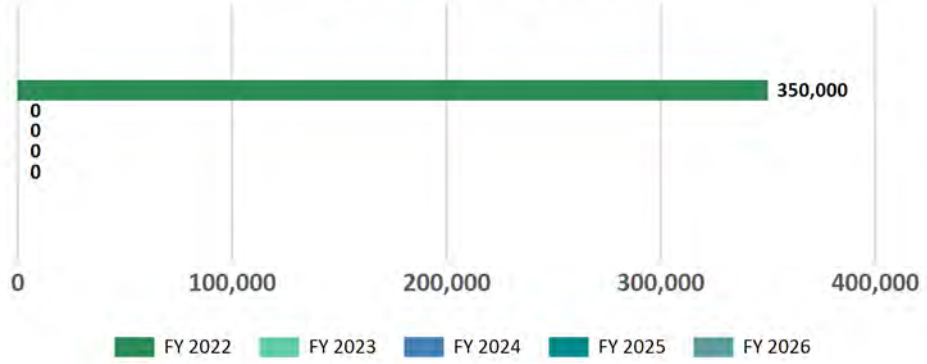

FY 2022 FUNDING, BY FUND

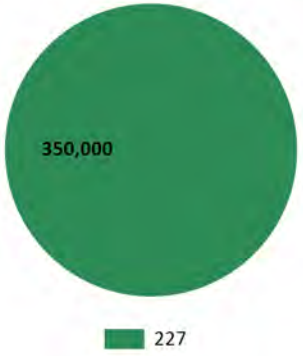

PROJECT NUMBER 70630 — CITYWIDE TRAFFIC SIGNALS

PROGRAM Streets and Storm Drains

ADMINISTERING DEPARTMENT PUBLIC WORKS

PROGRAM CATEGORY Traffic Signals

LOCATION Citywide

STRATEGIC PLAN GOAL Safe Community: Protect our quality of life by ensuring the community is safe and clean.

DESCRIPTION

Construction of traffic signals listed in the Master Facility Plan as specified by Ordinance 2630.

JUSTIFICATION

Development impact fees used to improve, upgrade and install traffic signals as warranted and necessary to improve traffic throughout the City

CURRENT STATUS

On-going

OPERATING BUDGET IMPACT

No operating budget impact associated with this project.

GRANT AND OTHER FUNDING OPPORTUNITIES

User of Development Impact Fees.

FY 2022 - 2026 CAPITAL IMPROVEMENT PLAN

FUNDING SOURCE	EST. CARRYOVER FUNDING	FY 2022	FY 2023	FY 2024	FY 2025	FY 2026	TOTAL
211 - STREET BRIDGE & SIGNAL DEV FEE	2,620,664	-	-	-	-	-	2,620,664
TOTAL	**2,620,664**	**-**	**-**	**-**	**-**	**-**	**2,620,664**

FUNDING, BY FISCAL YEAR

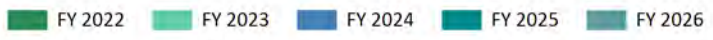

FY 2022 FUNDING, BY FUND

PROJECT NUMBER 72160 — CITYWIDE TRAFFIC SIGNS

PROGRAM Streets and Storm Drains

ADMINISTERING DEPARTMENT PUBLIC WORKS

PROGRAM CATEGORY Traffic Signals

LOCATION Citywide

STRATEGIC PLAN GOAL Sound Infrastructure: Sustain high quality service delivery by investing in public infrastructure, including parks, buildings, equipment, roads, and technology.

DESCRIPTION

Traffic signs required for public roadways citywide.

JUSTIFICATION

Ongoing repairs and replacements of City-Wide sign infrastructure

CURRENT STATUS

On-going maintenance and replacement.

OPERATING BUDGET IMPACT

No operating budget impact associated with this project.

GRANT AND OTHER FUNDING OPPORTUNITIES

No grants or other funding opportunities for this project.

		FY 2022 - 2026 CAPITAL IMPROVEMENT PLAN					
FUNDING SOURCE	**EST. CARRYOVER FUNDING**	**FY 2022**	**FY 2023**	**FY 2024**	**FY 2025**	**FY 2026**	**TOTAL**
222 - GAS TAX FUND - 2105 & 2106	31,559	15,000	15,000	15,000	-	-	76,559
227 - MEASURE A FUND	10,062	-	-	-	-	-	10,062
TOTAL	**41,621**	**15,000**	**15,000**	**15,000**	**-**	**-**	**86,621**

FUNDING, BY FISCAL YEAR

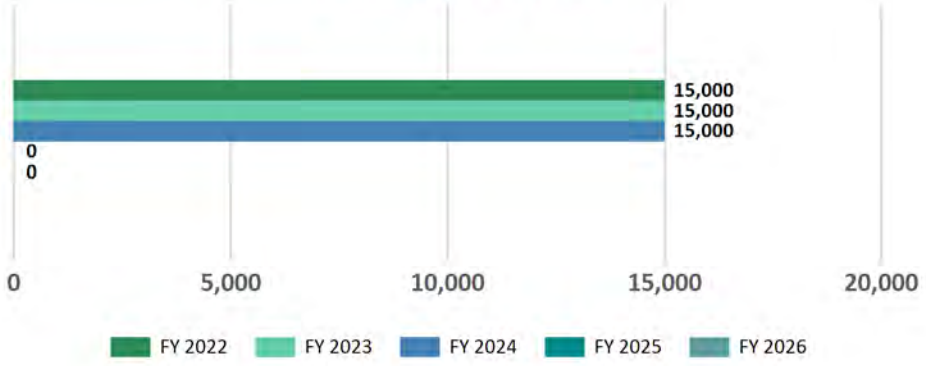

FY 2022 FUNDING, BY FUND

PROJECT NUMBER 72710 — DOS LAGOS TRAFFIC SIGNAL IMPROVEMENTS

PROGRAM Streets and Storm Drains

ADMINISTERING DEPARTMENT PUBLIC WORKS

PROGRAM CATEGORY Traffic Signals

LOCATION Dos Lagos LMD Area includes Temescal Canyon Road and Dos Lagos Drive

STRATEGIC PLAN GOAL Sound Infrastructure: Sustain high quality service delivery by investing in public infrastructure, including parks, buildings, equipment, roads, and technology.

DESCRIPTION

The project will replace and improve the traffic signal indicators, battery backup system, video detection system, and traffic monitoring cameras.

JUSTIFICATION

Ongoing upgrades to the signal system to bring connectivity to Traffic Management Center in City Hall. As part of ATMS Phase 3 project, fiber optic connection will be established and traffic signal will be upgrades with advanced hardware

CURRENT STATUS

On-going

OPERATING BUDGET IMPACT

On-going maintenance and repair

GRANT AND OTHER FUNDING OPPORTUNITIES

LMD Fee

		FY 2022 - 2026 CAPITAL IMPROVEMENT PLAN					
FUNDING SOURCE	**EST. CARRYOVER FUNDING**	**FY 2022**	**FY 2023**	**FY 2024**	**FY 2025**	**FY 2026**	**TOTAL**
252 - LMD 2003-1 LIGHTING	171,280	-	-	-	-	-	171,280
TOTAL	**171,280**	**-**	**-**	**-**	**-**	**-**	**171,280**

FUNDING, BY FISCAL YEAR

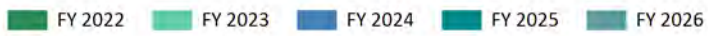

FY 2022 FUNDING, BY FUND

PROJECT NUMBER 62920 — EAST GRAND BOULEVARD STORM DRAIN

PROGRAM Streets and Storm Drains

ADMINISTERING DEPARTMENT PUBLIC WORKS

PROGRAM CATEGORY Storm Drains, Culverts, Creeks, and Flood Control

LOCATION East Grant Boulevard from 3rd Street to 7th Street

STRATEGIC PLAN GOAL Sound Infrastructure: Sustain high quality service delivery by investing in public infrastructure, including parks, buildings, equipment, roads, and technology.

DESCRIPTION

Construction of a 36-inch storm drain line in East Grand Boulevard from Third Street to Seventh Street.

JUSTIFICATION

Completion of the project will improve drainage conditions to prevent flooding

CURRENT STATUS

Project in planning phase

OPERATING BUDGET IMPACT

On-going maintenance and repair

GRANT AND OTHER FUNDING OPPORTUNITIES

Contribution from Riverside County Flood Control and Water Conservation District

FY 2022 - 2026 CAPITAL IMPROVEMENT PLAN

FUNDING SOURCE	EST. CARRYOVER FUNDING	FY 2022	FY 2023	FY 2024	FY 2025	FY 2026	TOTAL
212 - STORM DRAINAGE DEVELOPMENT FEE	241,181	320,000	-	-	-	-	561,181
227 - MEASURE A FUND	500,000	-	-	-	-	-	500,000
TOTAL	**741,181**	**320,000**	**-**	**-**	**-**	**-**	**1,061,181**

FUNDING, BY FISCAL YEAR

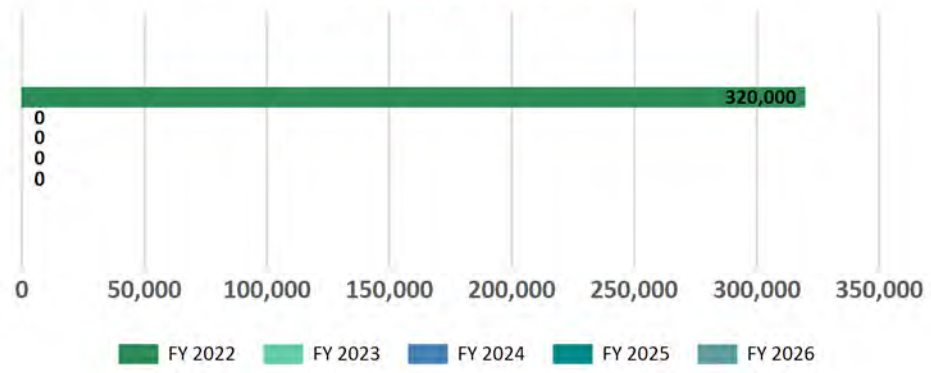

FY 2022 FUNDING, BY FUND

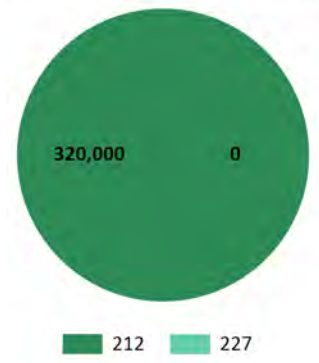

PROJECT NUMBER AUTO - 812 FOOTHILL PARKWAY INTERCONNECT SIGNAL SYSTEM OPTIMIZATION

PROGRAM Streets and Storm Drains

ADMINISTERING DEPARTMENT PUBLIC WORKS

PROGRAM CATEGORY Traffic Signals

LOCATION Foothill Parkway; Paseo Grande to Green River Road

STRATEGIC PLAN GOAL Sound Infrastructure: Sustain high quality service delivery by investing in public infrastructure, including parks, buildings, equipment, roads, and technology.

DESCRIPTION

Project will improve the communications for Foothill Parkway, deploy new traffic signal controllers and system capable of advanced traffic algorithms and enable the use of computing to optimize signal timing and corridor travel times.

JUSTIFICATION

Foothill Corridor is one of the most highly used corridors through the city. For this reason, advanced traffic algorithms and traffic controllers could be used here to have minimize the impact on travel time across the city. This project would facilitate new intersection controllers and a system to optimize signal timing

CURRENT STATUS

Project in planning phase

OPERATING BUDGET IMPACT

On-going maintenance and repair

GRANT AND OTHER FUNDING OPPORTUNITIES

Potential Highway Safety Improvement Program (HSIP) grant

FY 2022 - 2026 CAPITAL IMPROVEMENT PLAN

FUNDING SOURCE	EST. CARRYOVER FUNDING	FY 2022	FY 2023	FY 2024	FY 2025	FY 2026	TOTAL
211 - STREET BRIDGE & SIGNAL DEV FEE	-	200,000	-	-	-	-	200,000
TOTAL	**-**	**200,000**	**-**	**-**	**-**	**-**	**200,000**

FUNDING, BY FISCAL YEAR

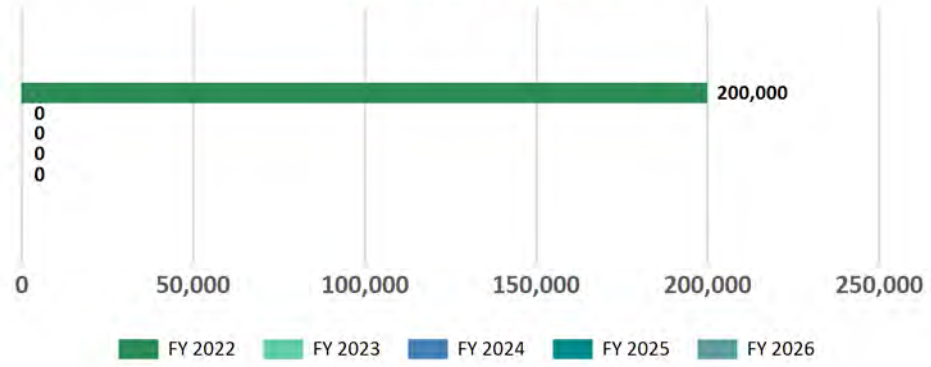

FY 2022 FUNDING, BY FUND

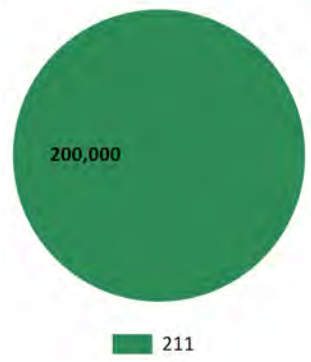

PROJECT NUMBER 78000 — FY2019 CDBG SIDEWALK IMPROVEMENTS

PROGRAM Streets and Storm Drains

ADMINISTERING DEPARTMENT PUBLIC WORKS

PROGRAM CATEGORY Sidewalk, Curb and Gutters

LOCATION CDBG Area

STRATEGIC PLAN GOAL Sound Infrastructure: Sustain high quality service delivery by investing in public infrastructure, including parks, buildings, equipment, roads, and technology.

DESCRIPTION

The 2018-19 Community Development Block Grant (CDBG) Sidewalk Improvements Project includes replacement of damaged sidewalks, curbs, and gutters to meet the requirements of the Americans with Disabilities Act (ADA).

JUSTIFICATION

Public safety for pedestrians

CURRENT STATUS

Project in construction

OPERATING BUDGET IMPACT

No operating budget impact associated with this project.

GRANT AND OTHER FUNDING OPPORTUNITIES

CDBG Funded

		FY 2022 - 2026 CAPITAL IMPROVEMENT PLAN					
FUNDING SOURCE	**EST. CARRYOVER FUNDING**	**FY 2022**	**FY 2023**	**FY 2024**	**FY 2025**	**FY 2026**	**TOTAL**
227 - MEASURE A FUND	56,906	-	-	-	-	-	56,906
431 - CDBG FUND	544,664	-	-	-	-	-	544,664
TOTAL	**601,569**	**-**	**-**	**-**	**-**	**-**	**601,569**

FUNDING, BY FISCAL YEAR

FY 2022 FUNDING, BY FUND



PROJECT NUMBER 73860 — INFRA SR-91 CORRIDOR

PROGRAM Streets and Storm Drains

ADMINISTERING DEPARTMENT PUBLIC WORKS

PROGRAM CATEGORY Bridges, Railroads, and Freeways

LOCATION SR-91 Corridor

STRATEGIC PLAN GOAL Sound Infrastructure: Sustain high quality service delivery by investing in public infrastructure, including parks, buildings, equipment, roads, and technology.

DESCRIPTION

Support for Riverside County Transportation Commission's (RCTC) pursuit of federal funding for the Rebuilding America (INFRA) program for the State Route 91 Workforce to Workplace Vitality Network, consisting of the 15/91 Express Lanes Connector Project, the 71/91 Interchange Improvement Project, and the 91 Corridor Operations Project and declares the City's intent to financially partner with RCTC on these three projects pursuant to future fiscal year budget actions.

JUSTIFICATION

Fair share costs

CURRENT STATUS

On-going

OPERATING BUDGET IMPACT

No operating budget impact associated with this project.

GRANT AND OTHER FUNDING OPPORTUNITIES

No grants or other funding opportunities for this project.

FY 2022 - 2026 CAPITAL IMPROVEMENT PLAN

FUNDING SOURCE	EST. CARRYOVER FUNDING	FY 2022	FY 2023	FY 2024	FY 2025	FY 2026	TOTAL
212 - STORM DRAINAGE DEVELOPMENT FEE	-	363,000	-	-	-	-	363,000
222 - GAS TAX FUND - 2105 & 2106	-	-	500,000	-	-	-	500,000
227 - MEASURE A FUND	-	-	500,000	-	-	-	500,000
TOTAL	**-**	**363,000**	**1,000,000**	**-**	**-**	**-**	**1,363,000**

FUNDING, BY FISCAL YEAR

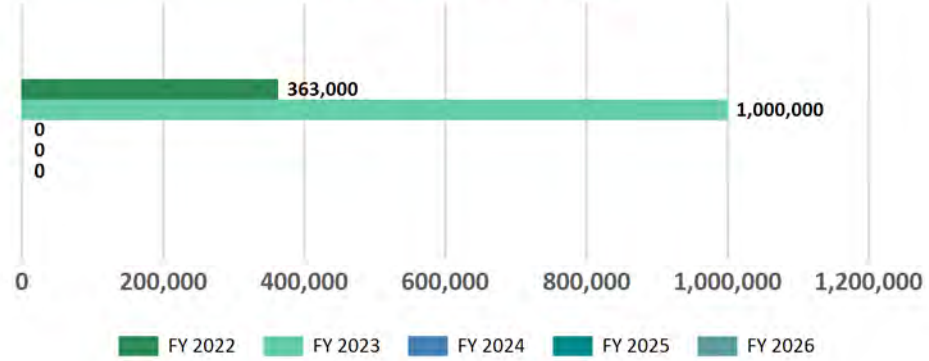

FY 2022 FUNDING, BY FUND

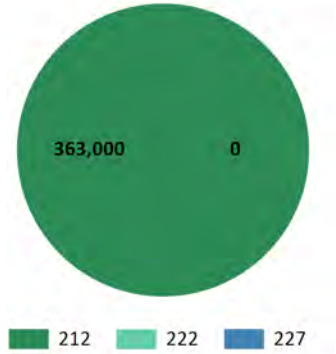

PROJECT NUMBER AUTO - 810 IN-PAVEMENT ILLUMINATION CROSSWALK

PROGRAM Streets and Storm Drains

ADMINISTERING DEPARTMENT PUBLIC WORKS

PROGRAM CATEGORY Paving and Striping

LOCATION Main Street and Sixth Street

STRATEGIC PLAN GOAL Sound Infrastructure: Sustain high quality service delivery by investing in public infrastructure, including parks, buildings, equipment, roads, and technology.

DESCRIPTION

Replacement of the existing degraded crosswalk systems on Sixth Street. at Merrill, Joy, Harris, and Victoria with enhanced crosswalk warning systems.

JUSTIFICATION

The existing crosswalks along Sixth Street are past their useful life and not providing as safe of crossing.

CURRENT STATUS

Project in design phase

OPERATING BUDGET IMPACT

No operating budget impact associated with this project.

GRANT AND OTHER FUNDING OPPORTUNITIES

No grants or other funding opportunities for this project.

		FY 2022 - 2026 CAPITAL IMPROVEMENT PLAN					
FUNDING SOURCE	**EST. CARRYOVER FUNDING**	**FY 2022**	**FY 2023**	**FY 2024**	**FY 2025**	**FY 2026**	**TOTAL**
211 - STREET BRIDGE & SIGNAL DEV FEE	-	150,000	-	-	-	-	150,000
TOTAL	**-**	**150,000**	**-**	**-**	**-**	**-**	**150,000**

FUNDING, BY FISCAL YEAR

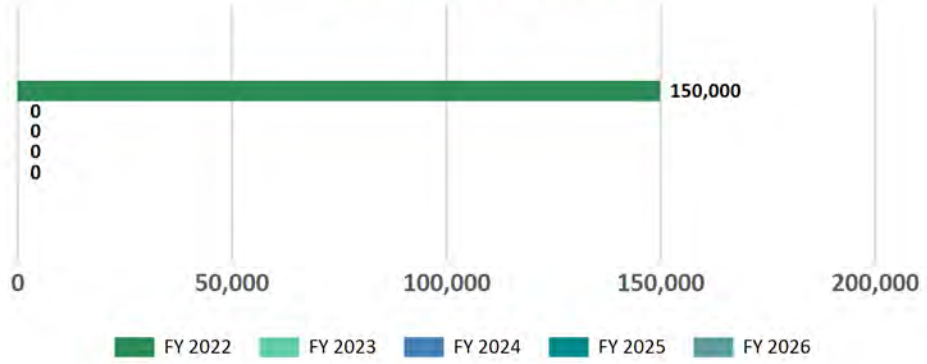

FY 2022 FUNDING, BY FUND

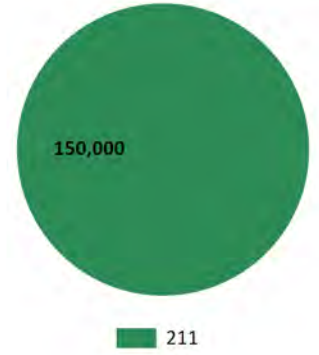

PROJECT NUMBER 62411 — MAGNOLIA AVENUE WIDENING

PROGRAM Streets and Storm Drains

ADMINISTERING DEPARTMENT PUBLIC WORKS

PROGRAM CATEGORY Bridges, Railroads, and Freeways

LOCATION Magnolia Avenue

STRATEGIC PLAN GOAL Sound Infrastructure: Sustain high quality service delivery by investing in public infrastructure, including parks, buildings, equipment, roads, and technology.

DESCRIPTION

Widening of Magnolia Avenue between El Camino Avenue and All American Way which includes widening of the bridge that crosses the Temescal Wash.

JUSTIFICATION

To relief bottle neck congestion and widen road to existing 4 lane width

CURRENT STATUS

Project in design phase

OPERATING BUDGET IMPACT

No operating budget impact associated with this project.

GRANT AND OTHER FUNDING OPPORTUNITIES

Department of Transportation STPL Funds

FY 2022 - 2026 CAPITAL IMPROVEMENT PLAN

FUNDING SOURCE	EST. CARRYOVER FUNDING	FY 2022	FY 2023	FY 2024	FY 2025	FY 2026	TOTAL
243 - PUBLIC WORKS GRANTS/AGREEMENT	27,265	-	-	-	-	-	27,265
TOTAL	**27,265**	**-**	**-**	**-**	**-**	**-**	**27,265**

FUNDING, BY FISCAL YEAR

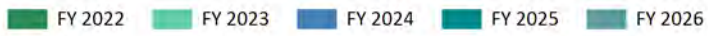

FY 2022 FUNDING, BY FUND

PROJECT NUMBER 62410 — MAGNOLIA AVENUE WIDENING

PROGRAM Streets and Storm Drains

ADMINISTERING DEPARTMENT PUBLIC WORKS

PROGRAM CATEGORY Bridges, Railroads, and Freeways

LOCATION Magnolia Avenue

STRATEGIC PLAN GOAL Sound Infrastructure: Sustain high quality service delivery by investing in public infrastructure, including parks, buildings, equipment, roads, and technology.

DESCRIPTION

Widening of Magnolia Avenue between El Camino Avenue and All American Way which includes widening of the bridge that crosses the Temescal Wash.

JUSTIFICATION

To relief bottle neck congestion and widen road to existing 4 lane width

CURRENT STATUS

Project in design phase

OPERATING BUDGET IMPACT

No operating budget impact associated with this project.

GRANT AND OTHER FUNDING OPPORTUNITIES

Department of Transportation STPL Funds

		FY 2022 - 2026 CAPITAL IMPROVEMENT PLAN					
FUNDING SOURCE	**EST. CARRYOVER FUNDING**	**FY 2022**	**FY 2023**	**FY 2024**	**FY 2025**	**FY 2026**	**TOTAL**
211 - STREET BRIDGE & SIGNAL DEV FEE	1,256,321	-	1,000,000	-	-	-	2,256,321
222 - GAS TAX FUND - 2105 & 2106	100,000	100,000	1,000,000	100,000	-	-	1,300,000
227 - MEASURE A FUND	1,098,806	199,000	1,000,000	600,000	-	-	2,897,806
TOTAL	**2,455,127**	**299,000**	**3,000,000**	**700,000**	**-**	**-**	**6,454,127**

FUNDING, BY FISCAL YEAR

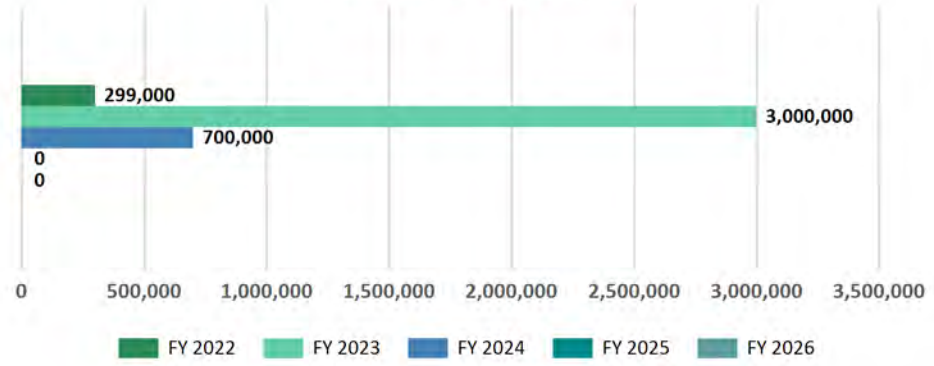

FY 2022 FUNDING, BY FUND

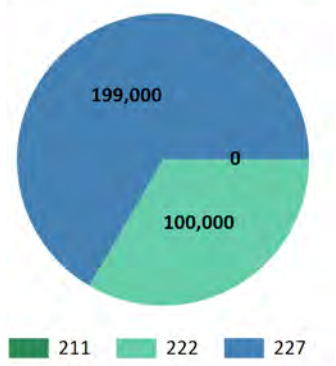

PROJECT NUMBER 72630 — MAGNOLIA MEDIAN REHABILITATION

PROGRAM Streets and Storm Drains

ADMINISTERING DEPARTMENT PUBLIC WORKS

PROGRAM CATEGORY Sidewalk, Curb and Gutters

LOCATION Magnolia Avenue from Ontario to Rimpau

STRATEGIC PLAN GOAL Sound Infrastructure: Sustain high quality service delivery by investing in public infrastructure, including parks, buildings, equipment, roads, and technology.

DESCRIPTION

This project will provide for the redesign and rehabilitation of the existing Magnolia Avenue medians. The project consists of approximately 97,000 square feet of landscaping from Ontario to Rimpau Avenue. The medians on Magnolia Avenue have experienced die off over the past several years as the plant material reaches the end of its life. Additionally, the irrigation is old and inefficient, causing runoff that damages the roadways. The project will provide for several design concepts that will include high efficiency irrigation, use of hardscape or DG, and low water use plants.

JUSTIFICATION

Improve efficiency to help maintain infrastructure

CURRENT STATUS

Plant establishment through August 2021

OPERATING BUDGET IMPACT

No operating budget impact associated with this project.

GRANT AND OTHER FUNDING OPPORTUNITIES

No grants or other funding opportunities for this project.

FY 2022 - 2026 CAPITAL IMPROVEMENT PLAN

FUNDING SOURCE	EST. CARRYOVER FUNDING	FY 2022	FY 2023	FY 2024	FY 2025	FY 2026	TOTAL
222 - GAS TAX FUND - 2105 & 2106	54,067	-	-	-	-	-	54,067
227 - MEASURE A FUND	430,818	-	-	-	-	-	430,818
TOTAL	**484,885**	**-**	**-**	**-**	**-**	**-**	**484,885**

FUNDING, BY FISCAL YEAR

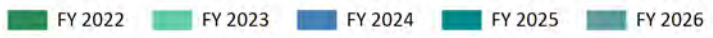

FY 2022 FUNDING, BY FUND

PROJECT NUMBER 69372 — MCKINLEY / SANTA FE GRADE SEPARATION

PROGRAM Streets and Storm Drains

ADMINISTERING DEPARTMENT PUBLIC WORKS

PROGRAM CATEGORY Bridges, Railroads, and Freeways

LOCATION McKinley Street/91 to Magnolia Avenue

STRATEGIC PLAN GOAL Sound Infrastructure: Sustain high quality service delivery by investing in public infrastructure, including parks, buildings, equipment, roads, and technology.

DESCRIPTION

Construction of a new bridge over the BNSF Railroad tracks at McKinley to eliminate the current at-grade crossing.

JUSTIFICATION

Improve traffic congestion, safety, air quality, noise and local community

CURRENT STATUS

Project in design phase

OPERATING BUDGET IMPACT

No operating budget impact associated with this project.

GRANT AND OTHER FUNDING OPPORTUNITIES

TDA Funding - project close out

		FY 2022 - 2026 CAPITAL IMPROVEMENT PLAN					
FUNDING SOURCE	**EST. CARRYOVER FUNDING**	**FY 2022**	**FY 2023**	**FY 2024**	**FY 2025**	**FY 2026**	**TOTAL**
243 - PUBLIC WORKS GRANTS/AGREEMENT	2,000,000	-	-	-	-	-	2,000,000
TOTAL	**2,000,000**	**-**	**-**	**-**	**-**	**-**	**2,000,000**

FUNDING, BY FISCAL YEAR

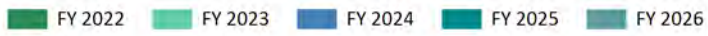

FY 2022 FUNDING, BY FUND

PROJECT NUMBER 69370 — MCKINLEY GRADE SEPARATION

PROGRAM Streets and Storm Drains

ADMINISTERING DEPARTMENT PUBLIC WORKS

PROGRAM CATEGORY Bridges, Railroads, and Freeways

LOCATION McKinley Street/91 to Magnolia Avenue

STRATEGIC PLAN GOAL Sound Infrastructure: Sustain high quality service delivery by investing in public infrastructure, including parks, buildings, equipment, roads, and technology.

DESCRIPTION

Construction of a new bridge over the BNSF Railroad tracks at McKinley to eliminate the current at-grade crossing.

JUSTIFICATION

Improve traffic congestion, safety, air quality, noise and local community

CURRENT STATUS

Anticipate construction fourth quarter 2021

OPERATING BUDGET IMPACT

No operating budget impact associated with this project.

GRANT AND OTHER FUNDING OPPORTUNITIES

SB132, TDA, TUMF, TCEP, SB-190

		FY 2022 - 2026 CAPITAL IMPROVEMENT PLAN					
FUNDING SOURCE	**EST. CARRYOVER FUNDING**	**FY 2022**	**FY 2023**	**FY 2024**	**FY 2025**	**FY 2026**	**TOTAL**
222 - GAS TAX FUND - 2105 & 2106	11,942	-	-	-	-	-	11,942
227 - MEASURE A FUND	1,997,593	-	-	-	-	-	1,997,593
243 - PUBLIC WORKS GRANTS/AGREEMENT	59,095,359	-	-	-	-	-	59,095,359
479 - TUMF - WRCOG	543,435	-	-	-	-	-	543,435
TOTAL	**61,648,328**	**-**	**-**	**-**	**-**	**-**	**61,648,328**

FUNDING, BY FISCAL YEAR

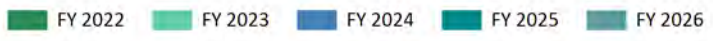

FY 2022 FUNDING, BY FUND

PROJECT NUMBER 70940 — MISCELLANEOUS REPAIR AND REPLACEMENT OF TRAFFIC SIGNALS

PROGRAM Streets and Storm Drains

ADMINISTERING DEPARTMENT PUBLIC WORKS

PROGRAM CATEGORY Traffic Signals

LOCATION Citywide

STRATEGIC PLAN GOAL Sound Infrastructure: Sustain high quality service delivery by investing in public infrastructure, including parks, buildings, equipment, roads, and technology.

DESCRIPTION

Unscheduled maintenance repair/replacement of traffic signals and related facilities at various locations Citywide.

JUSTIFICATION

Ongoing unscheduled maintenance required to keep Traffic Signal and ATMS systems operational.

CURRENT STATUS

On-going Maintenance - System Wide

OPERATING BUDGET IMPACT

On-going maintenance and repair

GRANT AND OTHER FUNDING OPPORTUNITIES

No grants or other funding opportunities for this project.

FY 2022 - 2026 CAPITAL IMPROVEMENT PLAN

FUNDING SOURCE	EST. CARRYOVER FUNDING	FY 2022	FY 2023	FY 2024	FY 2025	FY 2026	TOTAL
222 - GAS TAX FUND - 2105 & 2106	231,291	200,000	200,000	200,000	200,000	-	1,031,291
227 - MEASURE A FUND	16,480	-	-	-	-	-	16,480
446 - LMD84-1 STREET LIGHTS	7,376	-	-	-	-	-	7,376
TOTAL	**255,147**	**200,000**	**200,000**	**200,000**	**200,000**	**-**	**1,055,147**

FUNDING, BY FISCAL YEAR

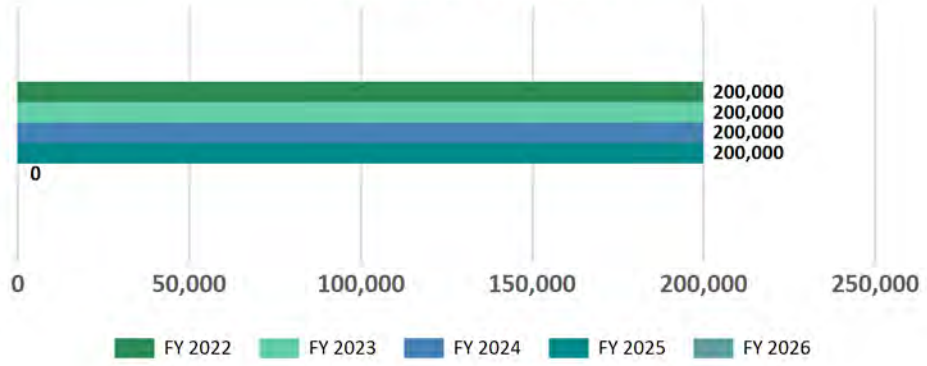

FY 2022 FUNDING, BY FUND

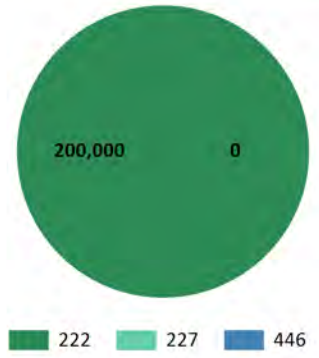

PROJECT NUMBER 76030 — OAK AVENUE STREET WIDENING

PROGRAM Streets and Storm Drains

ADMINISTERING DEPARTMENT PUBLIC WORKS

PROGRAM CATEGORY Sidewalk, Curb and Gutters

LOCATION Oak Avenue Stephanie Drive to Shady Mill Road

STRATEGIC PLAN GOAL Sound Infrastructure: Sustain high quality service delivery by investing in public infrastructure, including parks, buildings, equipment, roads, and technology.

DESCRIPTION

Design and construction of Oak Avenue; street widening, install missing sidewalk, curb and gutter improvements.

JUSTIFICATION

Completion of the proposed project will improve traffic conditions, and provide enhanced safety and mobility for pedestrians

CURRENT STATUS

Project in design phase

OPERATING BUDGET IMPACT

On-going maintenance and repair

GRANT AND OTHER FUNDING OPPORTUNITIES

No grants or other funding opportunities for this project.

		FY 2022 - 2026 CAPITAL IMPROVEMENT PLAN					
FUNDING SOURCE	**EST. CARRYOVER FUNDING**	**FY 2022**	**FY 2023**	**FY 2024**	**FY 2025**	**FY 2026**	**TOTAL**
227 - MEASURE A FUND	500,000	650,000	-	-	-	-	1,150,000
TOTAL	**500,000**	**650,000**	**-**	**-**	**-**	**-**	**1,150,000**

FUNDING, BY FISCAL YEAR

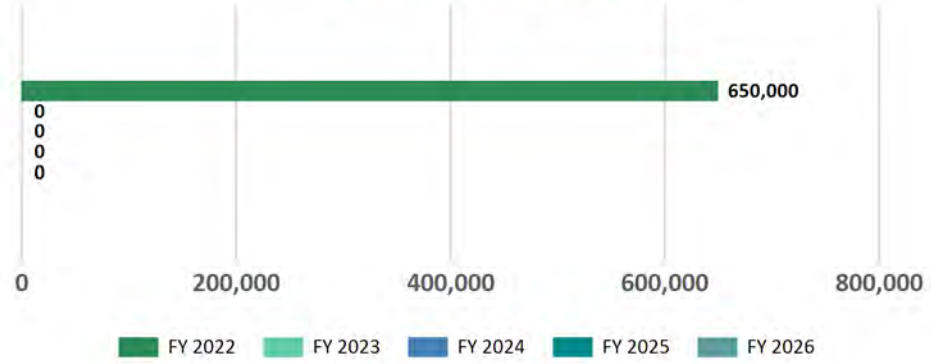

FY 2022 FUNDING, BY FUND

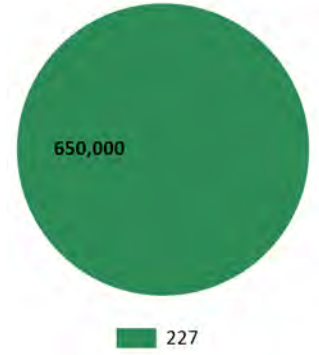

PROJECT NUMBER 72100 — ONTARIO AVENUE WIDENING

PROGRAM Streets and Storm Drains

ADMINISTERING DEPARTMENT PUBLIC WORKS

PROGRAM CATEGORY Paving and Striping

LOCATION Ontario Avenue between Compton Avenue and Interstate 15

STRATEGIC PLAN GOAL Sound Infrastructure: Sustain high quality service delivery by investing in public infrastructure, including parks, buildings, equipment, roads, and technology.

DESCRIPTION

Widening of Ontario Avenue between Compton Avenue and State Street.

JUSTIFICATION

Impact from I-15/SR-91 express lanes Lanes and Corridor Improvement.

CURRENT STATUS

Project in design phase

OPERATING BUDGET IMPACT

No operating budget impact associated with this project.

GRANT AND OTHER FUNDING OPPORTUNITIES

RCTC

		FY 2022 - 2026 CAPITAL IMPROVEMENT PLAN					
FUNDING SOURCE	**EST. CARRYOVER FUNDING**	**FY 2022**	**FY 2023**	**FY 2024**	**FY 2025**	**FY 2026**	**TOTAL**
211 - STREET BRIDGE & SIGNAL DEV FEE	743,007	-	-	-	-	-	743,007
227 - MEASURE A FUND	1,428,550	350,000	-	-	-	-	1,778,550
243 - PUBLIC WORKS GRANTS/AGREEMENT	1,448,644	-	-	-	-	-	1,448,644
TOTAL	**3,620,200**	**350,000**	**-**	**-**	**-**	**-**	**3,970,200**

FUNDING, BY FISCAL YEAR

FY 2022 FUNDING, BY FUND

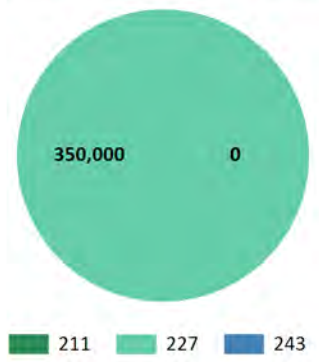

PROJECT NUMBER 73540 — OVERLOOK ROAD MAINTENANCE

PROGRAM Streets and Storm Drains

ADMINISTERING DEPARTMENT MAINTENANCE SERVICES

PROGRAM CATEGORY Paving and Striping

LOCATION Overlook Road

STRATEGIC PLAN GOAL Sound Infrastructure: Sustain high quality service delivery by investing in public infrastructure, including parks, buildings, equipment, roads, and technology.

DESCRIPTION

This CIP was set up to for maintenance of the overlook area unpaved areas.

JUSTIFICATION

This continued maintenance is needed to maintain the unpaved areas of the overlook area for City emergency vehicles as well as residents in the area. The area suffers from heavy erosion after each rain event. City staff/contractors grade the area after each rain event and provide erosion control.

CURRENT STATUS

Project is ongoing.

OPERATING BUDGET IMPACT

No operating budget impact associated with this project.

GRANT AND OTHER FUNDING OPPORTUNITIES

No grants or other funding opportunities.

		FY 2022 - 2026 CAPITAL IMPROVEMENT PLAN					
FUNDING SOURCE	**EST. CARRYOVER FUNDING**	**FY 2022**	**FY 2023**	**FY 2024**	**FY 2025**	**FY 2026**	**TOTAL**
222 - GAS TAX FUND - 2105 & 2106	38,417	-	-	-	-	-	38,417
227 - MEASURE A FUND	9,508	-	-	-	-	-	9,508
TOTAL	**47,925**	**-**	**-**	**-**	**-**	**-**	**47,925**

FUNDING, BY FISCAL YEAR

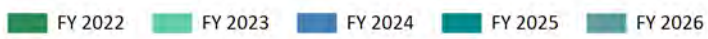

FY 2022 FUNDING, BY FUND

PROJECT NUMBER 69220 — PAVEMENT MAINTENANCE AND RESURFACING

PROGRAM Streets and Storm Drains

ADMINISTERING DEPARTMENT MAINTENANCE SERVICES

PROGRAM CATEGORY Paving and Striping

LOCATION Citywide

STRATEGIC PLAN GOAL Sound Infrastructure: Sustain high quality service delivery by investing in public infrastructure, including parks, buildings, equipment, roads, and technology.

DESCRIPTION

A Capital Improvement Project (CIP) dedicated to the maintenance and repair of pavement infrastructure throughout the City.

JUSTIFICATION

Asphalt maintenance requests are received from City residents. Completing the requires ensures that the City's asphalt assets are kept in good condition. Not performing this work will lead to faster deterioration of city assets and increase deferred maintenance costs and increase liability.

CURRENT STATUS

Project is ongoing.

OPERATING BUDGET IMPACT

All asphalt maintenance projects are funded through the CIP and do not effect the operating budget.

GRANT AND OTHER FUNDING OPPORTUNITIES

No grants or other funding opportunities.

		FY 2022 - 2026 CAPITAL IMPROVEMENT PLAN					
FUNDING SOURCE	**EST. CARRYOVER FUNDING**	**FY 2022**	**FY 2023**	**FY 2024**	**FY 2025**	**FY 2026**	**TOTAL**
222 - GAS TAX FUND - 2105 & 2106	83,256	150,000	153,000	156,060	159,182	162,365	863,863
227 - MEASURE A FUND	34,633	150,000	153,000	156,060	159,182	162,365	815,240
TOTAL	**117,889**	**300,000**	**306,000**	**312,120**	**318,364**	**324,730**	**1,679,103**

FUNDING, BY FISCAL YEAR

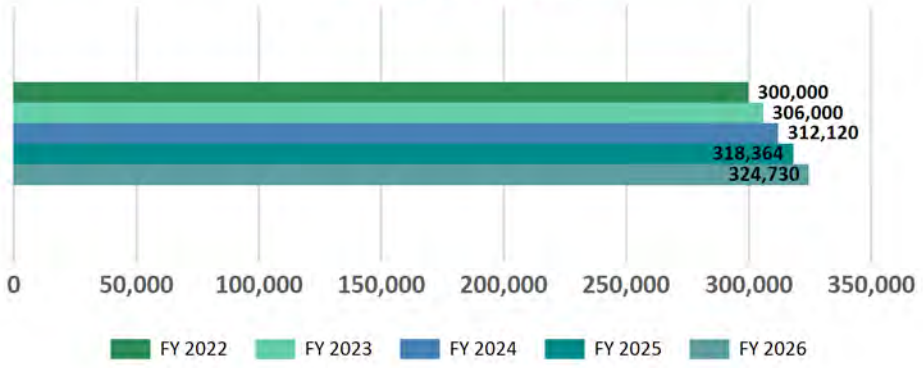

FY 2022 FUNDING, BY FUND

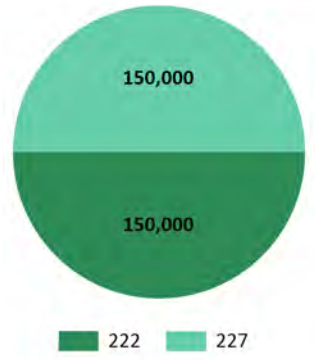

PROJECT NUMBER 70690 — PAVEMENT MANAGEMENT STUDY

PROGRAM Streets and Storm Drains

ADMINISTERING DEPARTMENT PUBLIC WORKS

PROGRAM CATEGORY Planning and Studies

LOCATION Citywide at various locations

STRATEGIC PLAN GOAL Sound Infrastructure: Sustain high quality service delivery by investing in public infrastructure, including parks, buildings, equipment, roads, and technology.

DESCRIPTION

Ongoing field survey of local streets to be included in the Street Saver Program for the purpose of completing the City's street inventory, and maintaining current information for rehabilitation project planning. Annual Street Saver license and maintenance.

JUSTIFICATION

Completion of pavement study will provide an updated Pavement Condition Index (PCI) for streets within the City to be analyzed for future street pavement maintenance and rehabilitation projects

CURRENT STATUS

On-going

OPERATING BUDGET IMPACT

On-going maintenance and repair

GRANT AND OTHER FUNDING OPPORTUNITIES

No grants or other funding opportunities for this project.

FY 2022 - 2026 CAPITAL IMPROVEMENT PLAN

FUNDING SOURCE	EST. CARRYOVER FUNDING	FY 2022	FY 2023	FY 2024	FY 2025	FY 2026	TOTAL
227 - MEASURE A FUND	75,084	30,000	10,000	10,000	-	-	125,084
TOTAL	**75,084**	**30,000**	**10,000**	**10,000**	**-**	**-**	**125,084**

FUNDING, BY FISCAL YEAR

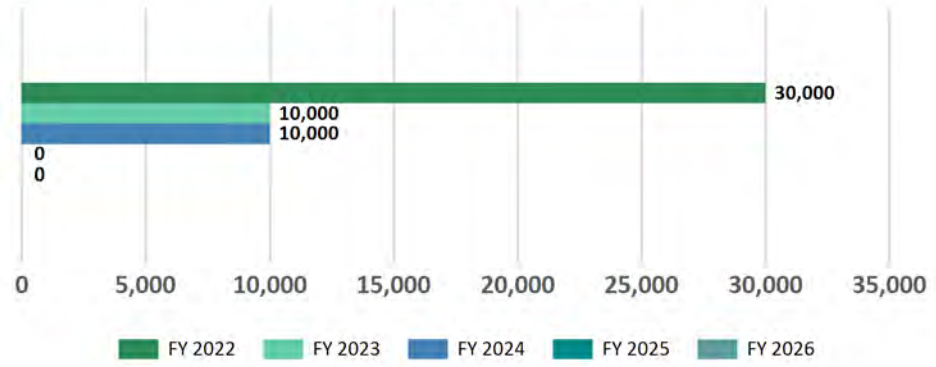

FY 2022 FUNDING, BY FUND

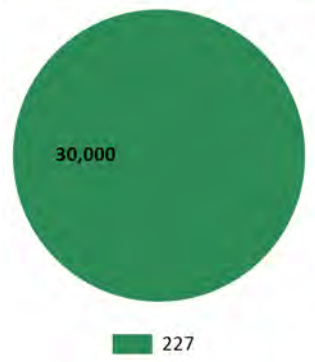

PROJECT NUMBER 86920 — REIMBURSEMENT AGREEMENT PAYMENTS - DRAINAGE

PROGRAM Streets and Storm Drains

ADMINISTERING DEPARTMENT PUBLIC WORKS

PROGRAM CATEGORY Paving and Striping

LOCATION Citywide

STRATEGIC PLAN GOAL Sound Infrastructure: Sustain high quality service delivery by investing in public infrastructure, including parks, buildings, equipment, roads, and technology.

DESCRIPTION

Payments due to developers in compliance with existing reimbursement agreements.

JUSTIFICATION

Toll Brothers agreement - 2 years remaining

CURRENT STATUS

On-going

OPERATING BUDGET IMPACT

No operating budget impact associated with this project.

GRANT AND OTHER FUNDING OPPORTUNITIES

Drainage Development Fee

FY 2022 - 2026 CAPITAL IMPROVEMENT PLAN

FUNDING SOURCE	EST. CARRYOVER FUNDING	FY 2022	FY 2023	FY 2024	FY 2025	FY 2026	TOTAL
212 - STORM DRAINAGE DEVELOPMENT FEE	198,697	-	-	-	-	-	198,697
TOTAL	**198,697**	**-**	**-**	**-**	**-**	**-**	**198,697**

FUNDING, BY FISCAL YEAR

FY 2022 FUNDING, BY FUND

FY 2022 FY 2023 FY 2024 FY 2025 FY 2026

212

PROJECT NUMBER 60300 — REMOVE DEBRIS FROM BEDFORD WASH UNDER TEMESCAL CANYON

PROGRAM Streets and Storm Drains

ADMINISTERING DEPARTMENT PUBLIC WORKS

PROGRAM CATEGORY Storm Drains, Culverts, Creeks, and Flood Control

LOCATION Bedford Wash Concrete Channel under Temescal Canyon Road

STRATEGIC PLAN GOAL Safe Community: Protect our quality of life by ensuring the community is safe and clean.

DESCRIPTION

Debris removal to protect bridge structure from storm events

JUSTIFICATION

Completion of the project will contribute to the safety and mobility of Corona residents

CURRENT STATUS

On-going

OPERATING BUDGET IMPACT

No operating budget impact associated with this project.

GRANT AND OTHER FUNDING OPPORTUNITIES

FEMA

		FY 2022 - 2026 CAPITAL IMPROVEMENT PLAN					
FUNDING SOURCE	**EST. CARRYOVER FUNDING**	**FY 2022**	**FY 2023**	**FY 2024**	**FY 2025**	**FY 2026**	**TOTAL**
227 - MEASURE A FUND	233,568	-	-	-	-	-	233,568
TOTAL	**233,568**	**-**	**-**	**-**	**-**	**-**	**233,568**

FUNDING, BY FISCAL YEAR

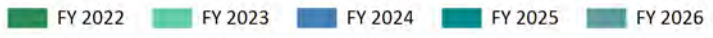

FY 2022 FUNDING, BY FUND

PROJECT NUMBER 72053 — RINCON 20X40 SOUTH DRAIN LINE - ALCOA

PROGRAM Streets and Storm Drains

ADMINISTERING DEPARTMENT DEPT OF WATER AND POWER

PROGRAM CATEGORY Storm Drains, Culverts, Creeks, and Flood Control

LOCATION Northwest Corona Near the Airport

STRATEGIC PLAN GOAL Safe Community: Protect our quality of life by ensuring the community is safe and clean.

DESCRIPTION

The Alcoa Dike project will be designed and constructed by the Orange County Flood Control Division. The City of Corona will pay its own share of the project. The project is designed to protect adjacent businesses along Rincon Street from a 190-year flooding event. The dike will be approximately 30 feet tall at its highest point.

JUSTIFICATION

This project is for administrative time. Staff needs to review plans and submittals and inspect projects to ensure that it was/will be built as specified. Work will be performed by Orange County Public Works.

CURRENT STATUS

The Alcoa Dike is under construction.

OPERATING BUDGET IMPACT

This project will not increase the operating budget, as it is the relocation of infrastructure that is currently in place.

GRANT AND OTHER FUNDING OPPORTUNITIES

The construction of the Alcoa Dike will be partially funded by Orange County Public Works.

		FY 2022 - 2026 CAPITAL IMPROVEMENT PLAN					
FUNDING SOURCE	**EST. CARRYOVER FUNDING**	**FY 2022**	**FY 2023**	**FY 2024**	**FY 2025**	**FY 2026**	**TOTAL**
480 - REIMBURSEMENT GRANTS-ALL DPTS	5,000	-	-	-	-	-	5,000
TOTAL	**5,000**	**-**	**-**	**-**	**-**	**-**	**5,000**

FUNDING, BY FISCAL YEAR

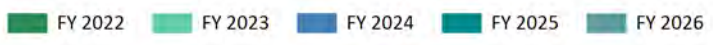

FY 2022 FUNDING, BY FUND

PROJECT NUMBER 72680 — RIVER ROAD MEDIAN LANDSCAPE IMPROVEMENTS

PROGRAM Streets and Storm Drains

ADMINISTERING DEPARTMENT PUBLIC WORKS

PROGRAM CATEGORY Sidewalk, Curb and Gutters

LOCATION River Road to Corydon Avenue

STRATEGIC PLAN GOAL Sound Infrastructure: Sustain high quality service delivery by investing in public infrastructure, including parks, buildings, equipment, roads, and technology.

DESCRIPTION

Landscape and irrigation improvements on River Road Center median from Corydon to Lincoln.

JUSTIFICATION

Landscape and irrigation improvements

CURRENT STATUS

Project in design phase

OPERATING BUDGET IMPACT

No operating budget impact associated with this project.

GRANT AND OTHER FUNDING OPPORTUNITIES

No grants or other funding opportunities for this project.

		FY 2022 - 2026 CAPITAL IMPROVEMENT PLAN					
FUNDING SOURCE	**EST. CARRYOVER FUNDING**	**FY 2022**	**FY 2023**	**FY 2024**	**FY 2025**	**FY 2026**	**TOTAL**
227 - MEASURE A FUND	1,500	500,000	-	-	-	-	501,500
TOTAL	**1,500**	**500,000**	**-**	**-**	**-**	**-**	**501,500**

FUNDING, BY FISCAL YEAR

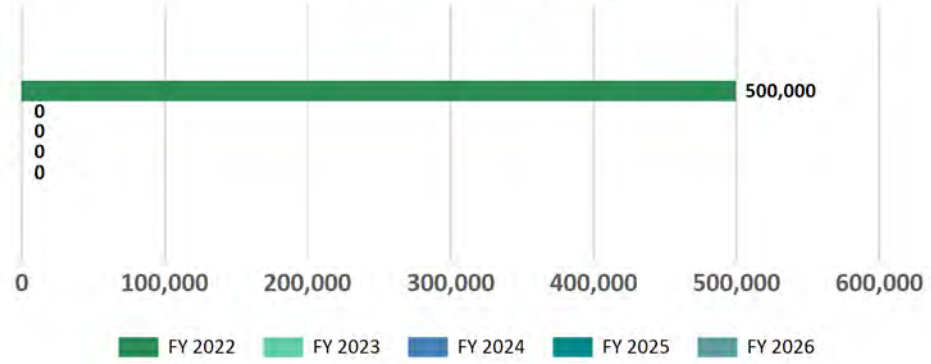

FY 2022 FUNDING, BY FUND

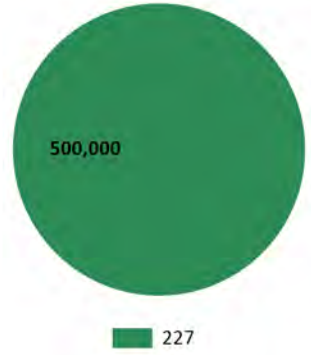

PROJECT NUMBER 78060 — ROCK VISTA DRIVE SUBDRAIN

PROGRAM Streets and Storm Drains

ADMINISTERING DEPARTMENT PUBLIC WORKS

PROGRAM CATEGORY Storm Drains, Culverts, Creeks, and Flood Control

LOCATION Rock Vista Drive from Vonita Circle to Ladera Circle

STRATEGIC PLAN GOAL Sound Infrastructure: Sustain high quality service delivery by investing in public infrastructure, including parks, buildings, equipment, roads, and technology.

DESCRIPTION

The Rock Vista Drive Subdrain Project will construct a new subdrain system in Rock Vista Drive from Vonita Circle to connect to the existing subdrain system at Ladera Circle. The project will include construction of approximately 1,100 linear feet of new 4-inch Polyvinyl Chloride (PVC) perforated subdrain pipe, including parkway subdrain laterals, parkway restoration, partial sidewalk removal and replacement, asphalt pavement restoration of trenched areas in the street, and related work.

JUSTIFICATION

Relieve ground water saturation

CURRENT STATUS

Project in construction phase

OPERATING BUDGET IMPACT

No operating budget impact associated with this project.

GRANT AND OTHER FUNDING OPPORTUNITIES

No grants or other funding opportunities for this project.

		FY 2022 - 2026 CAPITAL IMPROVEMENT PLAN					
FUNDING SOURCE	**EST. CARRYOVER FUNDING**	**FY 2022**	**FY 2023**	**FY 2024**	**FY 2025**	**FY 2026**	**TOTAL**
227 - MEASURE A FUND	279,297	-	-	-	-	-	279,297
TOTAL	**279,297**	**-**	**-**	**-**	**-**	**-**	**279,297**

FUNDING, BY FISCAL YEAR

FY 2022 FUNDING, BY FUND

PROJECT NUMBER 84480 — SHERBORN STREET IMPROVEMENTS

PROGRAM Streets and Storm Drains

ADMINISTERING DEPARTMENT PUBLIC WORKS

PROGRAM CATEGORY Bridges, Railroads, and Freeways

LOCATION Sherborn Street

STRATEGIC PLAN GOAL Sound Infrastructure: Sustain high quality service delivery by investing in public infrastructure, including parks, buildings, equipment, roads, and technology.

DESCRIPTION

Construction of developer-paid improvements on Sherborn Street south of Magnolia Avenue, including curb, gutter and pavement sections.

JUSTIFICATION

Street Improvements

CURRENT STATUS

Developer to construct.

OPERATING BUDGET IMPACT

No operating budget impact associated with this project.

GRANT AND OTHER FUNDING OPPORTUNITIES

Developer Fee

		FY 2022 - 2026 CAPITAL IMPROVEMENT PLAN					
FUNDING SOURCE	**EST. CARRYOVER FUNDING**	**FY 2022**	**FY 2023**	**FY 2024**	**FY 2025**	**FY 2026**	**TOTAL**
110 - GENERAL FUND	438,374	-	-	-	-	-	438,374
TOTAL	**438,374**	**-**	**-**	**-**	**-**	**-**	**438,374**

FUNDING, BY FISCAL YEAR

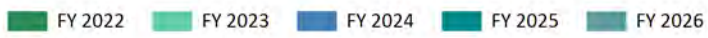

FY 2022 FUNDING, BY FUND

PROJECT NUMBER 70730 — SIDEWALK, CURB AND GUTTER REPAIR/REPLACEMENT/MAINTENANCE

PROGRAM Streets and Storm Drains

ADMINISTERING DEPARTMENT MAINTENANCE SERVICES

PROGRAM CATEGORY Sidewalk, Curb and Gutters

LOCATION Citywide

STRATEGIC PLAN GOAL Sound Infrastructure: Sustain high quality service delivery by investing in public infrastructure, including parks, buildings, equipment, roads, and technology.

DESCRIPTION

A Capital Improvement Project (CIP) dedicated to the maintenance and repair of sidewalk infrastructure throughout the City.

JUSTIFICATION

Sidewalk maintenance requests are received from City residents. Completing the requests ensures that the City's concrete assets are kept in good condition. Not performing this work will lead to faster deterioration of city assets and increase deferred maintenance costs and increase liability.

CURRENT STATUS

Project is ongoing.

OPERATING BUDGET IMPACT

All sidewalk maintenance projects are funded through the CIP and do not effect the operating budget.

GRANT AND OTHER FUNDING OPPORTUNITIES

No grants or other funding opportunities.

		FY 2022 - 2026 CAPITAL IMPROVEMENT PLAN					
FUNDING SOURCE	**EST. CARRYOVER FUNDING**	**FY 2022**	**FY 2023**	**FY 2024**	**FY 2025**	**FY 2026**	**TOTAL**
222 - GAS TAX FUND - 2105 & 2106	4,774	400,000	408,000	416,160	424,484	432,973	2,086,391
227 - MEASURE A FUND	91,905	400,000	408,000	416,160	424,484	432,973	2,173,522
TOTAL	**96,679**	**800,000**	**816,000**	**832,320**	**848,968**	**865,946**	**4,259,913**

FUNDING, BY FISCAL YEAR

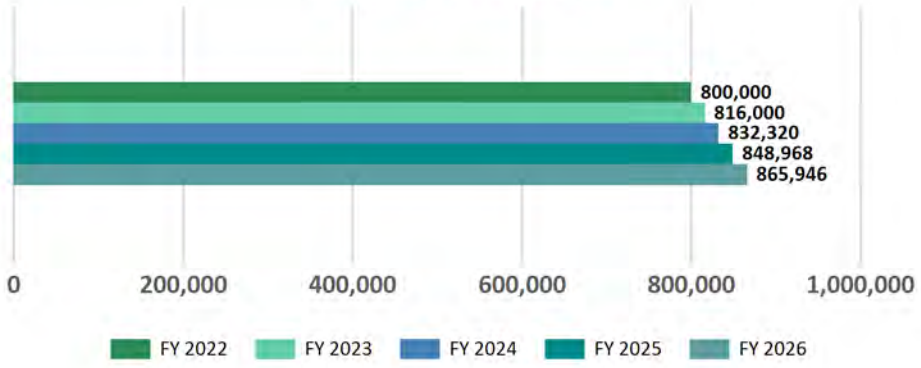

FY 2022 FUNDING, BY FUND

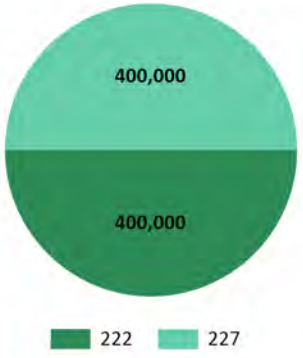

PROJECT NUMBER 80020 — SOUTH CORONA MASTER PLANNED STREETS

PROGRAM Streets and Storm Drains

ADMINISTERING DEPARTMENT PUBLIC WORKS

PROGRAM CATEGORY Bridges, Railroads, and Freeways

LOCATION South Corona

STRATEGIC PLAN GOAL Sound Infrastructure: Sustain high quality service delivery by investing in public infrastructure, including parks, buildings, equipment, roads, and technology.

DESCRIPTION

Master Planned street improvements in South Corona as specified by the South Corona Community Facility Plan.

JUSTIFICATION

Assessment needed to build based on South Corona Master Plan

CURRENT STATUS

On-going

OPERATING BUDGET IMPACT

No operating budget impact associated with this project.

GRANT AND OTHER FUNDING OPPORTUNITIES

Developer Fee

FY 2022 - 2026 CAPITAL IMPROVEMENT PLAN

FUNDING SOURCE	EST. CARRYOVER FUNDING	FY 2022	FY 2023	FY 2024	FY 2025	FY 2026	TOTAL
211 - STREET BRIDGE & SIGNAL DEV FEE	100,000	-	-	-	-	-	100,000
TOTAL	**100,000**	**-**	**-**	**-**	**-**	**-**	**100,000**

FUNDING, BY FISCAL YEAR

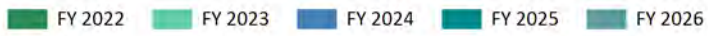

FY 2022 FUNDING, BY FUND

PROJECT NUMBER 72920 — STRIPING REHABILITATION

PROGRAM Streets and Storm Drains

ADMINISTERING DEPARTMENT PUBLIC WORKS

PROGRAM CATEGORY Paving and Striping

LOCATION Citywide

STRATEGIC PLAN GOAL Safe Community: Protect our quality of life by ensuring the community is safe and clean.

DESCRIPTION

Upgrade and maintenance of Citywide striping; and rehabilitation and maintenance of the City's traffic system and transportation infrastructure.

JUSTIFICATION

Ongoing rehabilitation and replacement of roadway striping - Citywide.

CURRENT STATUS

On-going Maintenance and Replacement of Striping

OPERATING BUDGET IMPACT

On-going maintenance and repair

GRANT AND OTHER FUNDING OPPORTUNITIES

No grants or other funding opportunities for this project.

FY 2022 - 2026 CAPITAL IMPROVEMENT PLAN

FUNDING SOURCE	EST. CARRYOVER FUNDING	FY 2022	FY 2023	FY 2024	FY 2025	FY 2026	TOTAL
222 - GAS TAX FUND - 2105 & 2106	97,238	-	150,000	-	-	-	247,238
227 - MEASURE A FUND	371,671	325,000	175,000	-	-	-	871,671
TOTAL	**468,910**	**325,000**	**325,000**	**-**	**-**	**-**	**1,118,910**

FUNDING, BY FISCAL YEAR

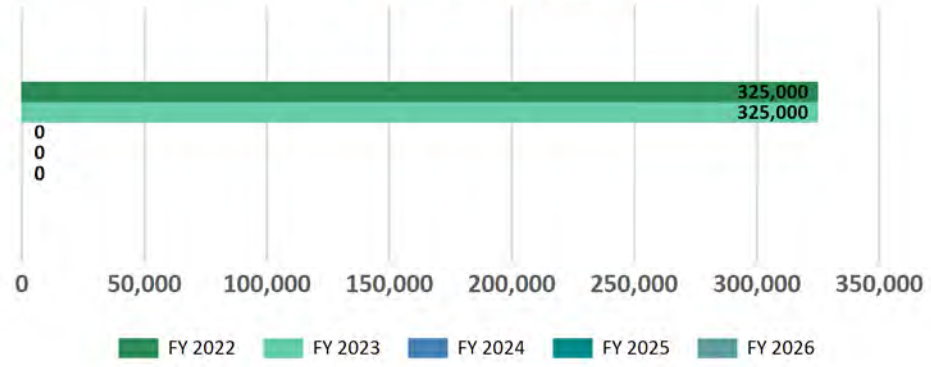

FY 2022 FUNDING, BY FUND

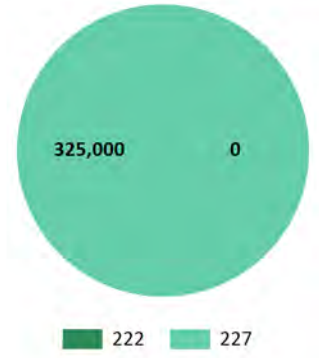

PROJECT NUMBER AUTO - 811 TRAFFIC MONITORING CCTV SYSTEM REPAIRS AND UPGRADES

PROGRAM Streets and Storm Drains

ADMINISTERING DEPARTMENT PUBLIC WORKS

PROGRAM CATEGORY Planning and Studies

LOCATION Citywide

STRATEGIC PLAN GOAL Sound Infrastructure: Sustain high quality service delivery by investing in public infrastructure, including parks, buildings, equipment, roads, and technology.

DESCRIPTION

Replacement of analog cameras and encoders with high definition digital cameras to integrate into City Unified Surveillance System.

JUSTIFICATION

Maintenance and repair of aging infrastructure

CURRENT STATUS

Material quotes obtained - locations identified.

OPERATING BUDGET IMPACT

On-going maintenance and repair

GRANT AND OTHER FUNDING OPPORTUNITIES

Developer Fee

		FY 2022 - 2026 CAPITAL IMPROVEMENT PLAN					
FUNDING SOURCE	**EST. CARRYOVER FUNDING**	**FY 2022**	**FY 2023**	**FY 2024**	**FY 2025**	**FY 2026**	**TOTAL**
211 - STREET BRIDGE & SIGNAL DEV FEE	-	100,000	-	-	-	-	100,000
TOTAL	**-**	**100,000**	**-**	**-**	**-**	**-**	**100,000**

FUNDING, BY FISCAL YEAR

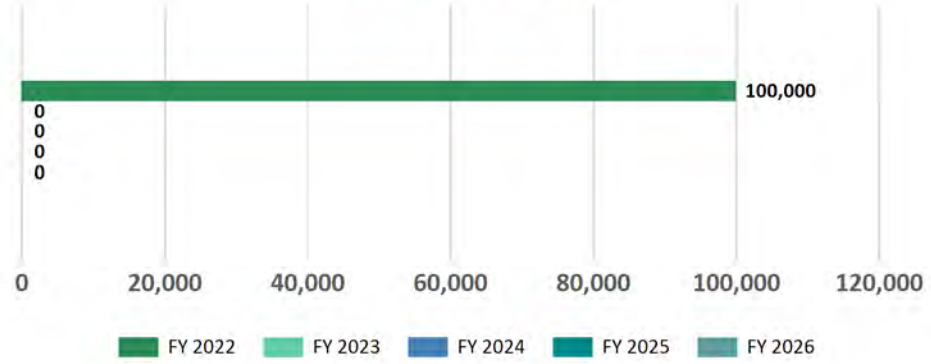

FY 2022 FUNDING, BY FUND

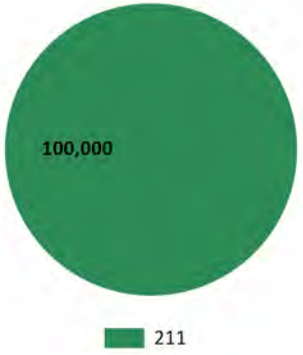

PROJECT NUMBER AUTO - 813 TRAFFIC SIGNAL ADA ENHANCEMENTS

PROGRAM Streets and Storm Drains

ADMINISTERING DEPARTMENT PUBLIC WORKS

PROGRAM CATEGORY Traffic Signals

LOCATION Citywide

STRATEGIC PLAN GOAL Sound Infrastructure: Sustain high quality service delivery by investing in public infrastructure, including parks, buildings, equipment, roads, and technology.

DESCRIPTION

Replacing pedestrian push buttons with "Accessible" pedestrian button systems

JUSTIFICATION

Upgrade existing signalized intersections with ADA compliant pedestrian push button system.

CURRENT STATUS

Project in planning/design phase

OPERATING BUDGET IMPACT

On-going maintenance and repair

GRANT AND OTHER FUNDING OPPORTUNITIES

No grants or other funding opportunities for this project.

		FY 2022 - 2026 CAPITAL IMPROVEMENT PLAN					
FUNDING SOURCE	**EST. CARRYOVER FUNDING**	**FY 2022**	**FY 2023**	**FY 2024**	**FY 2025**	**FY 2026**	**TOTAL**
211 - STREET BRIDGE & SIGNAL DEV FEE	-	75,000	-	-	-	-	75,000
TOTAL	**-**	**75,000**	**-**	**-**	**-**	**-**	**75,000**

FUNDING, BY FISCAL YEAR

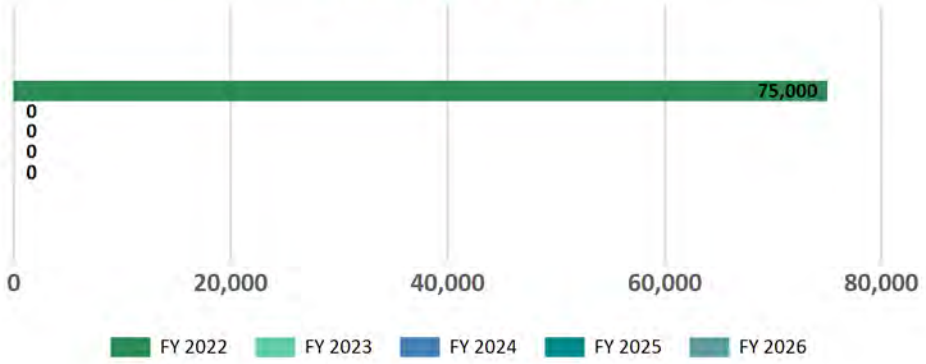

FY 2022 FUNDING, BY FUND

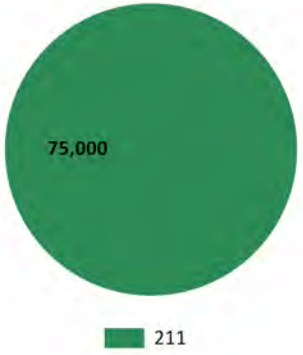

PROJECT NUMBER 77010 — TRAFFIC SIGNAL AT MASTERS DRIVE AND CALIFORNIA AVE

PROGRAM Streets and Storm Drains

ADMINISTERING DEPARTMENT PUBLIC WORKS

PROGRAM CATEGORY Traffic Signals

LOCATION Intersection of Masters Drive and California Avenue

STRATEGIC PLAN GOAL Sound Infrastructure: Sustain high quality service delivery by investing in public infrastructure, including parks, buildings, equipment, roads, and technology.

DESCRIPTION

Design and Installation of Traffic Signal for Intersection at Masters/California and Upper/Valencia.

JUSTIFICATION

New traffic signal to improve accessibility and mobility along Masters Drive and California Traffic infrastructure and safety

CURRENT STATUS

Project in design phase

OPERATING BUDGET IMPACT

No operating budget impact associated with this project.

GRANT AND OTHER FUNDING OPPORTUNITIES

Signal Developer Fee

		FY 2022 - 2026 CAPITAL IMPROVEMENT PLAN					
FUNDING SOURCE	**EST. CARRYOVER FUNDING**	**FY 2022**	**FY 2023**	**FY 2024**	**FY 2025**	**FY 2026**	**TOTAL**
211 - STREET BRIDGE & SIGNAL DEV FEE	800,000	-	-	-	-	-	800,000
TOTAL	**800,000**	**-**	**-**	**-**	**-**	**-**	**800,000**

FUNDING, BY FISCAL YEAR

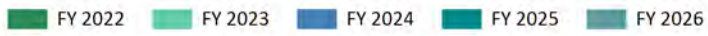

FY 2022 FUNDING, BY FUND

PROJECT NUMBER 71820 — TRAFFIC SIGNAL INSTALLATION AT AUTO CENTER DRIVE / METROLINK STATION

PROGRAM Streets and Storm Drains

ADMINISTERING DEPARTMENT PUBLIC WORKS

PROGRAM CATEGORY Traffic Signals

LOCATION Intersection of Auto Center Drive and Metrolink Station

STRATEGIC PLAN GOAL Sound Infrastructure: Sustain high quality service delivery by investing in public infrastructure, including parks, buildings, equipment, roads, and technology.

DESCRIPTION

Installation of a new traffic signal on Auto Center Drive at the entrance to the West Corona Metrolink Station. This project is fully funded by RCTC under the terms of a Reimbursement Agreement.

JUSTIFICATION

New traffic signal to improve accessibility and mobility along Auto Center Drive and allow for improved ingress/egress for West Metrolink Station patrons

CURRENT STATUS

Project in design phase

OPERATING BUDGET IMPACT

On-going maintenance and repair

GRANT AND OTHER FUNDING OPPORTUNITIES

RCTC

		FY 2022 - 2026 CAPITAL IMPROVEMENT PLAN					
FUNDING SOURCE	**EST. CARRYOVER FUNDING**	**FY 2022**	**FY 2023**	**FY 2024**	**FY 2025**	**FY 2026**	**TOTAL**
222 - GAS TAX FUND - 2105 & 2106	50,000	-	-	-	-	-	50,000
243 - PUBLIC WORKS GRANTS/AGREEMENT	235,685	-	-	-	-	-	235,685
TOTAL	**285,685**	**-**	**-**	**-**	**-**	**-**	**285,685**

FUNDING, BY FISCAL YEAR

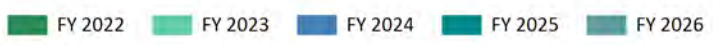

FY 2022 FUNDING, BY FUND

PROJECT NUMBER 72900 — TRAFFIC SIGNAL INSTALLATION AT BEDFORD CANYON / GEORGETOWN

PROGRAM Streets and Storm Drains

ADMINISTERING DEPARTMENT PUBLIC WORKS

PROGRAM CATEGORY Traffic Signals

LOCATION Intersection of Bedford Canyon Road and Georgetown Drive

STRATEGIC PLAN GOAL Sound Infrastructure: Sustain high quality service delivery by investing in public infrastructure, including parks, buildings, equipment, roads, and technology.

DESCRIPTION

Safety and Traffic Infrastructure. As part of the development agreement with the New Home Company for the Arantine Hills Development, a new traffic signal is required to be funded entirely by the developer prior to the issuance of the first production building permit. The new traffic signal at Bedford Canyon and Georgetown will help improve traffic circulation in the area by replacing the existing all-way stop signs. This traffic signal was included as a traffic mitigation measure for the Arantine Hills Development to improve traffic flow and traffic safety to the region. The project will include the construction of a new traffic signal, improvements to Americans with Disabilities Act (ADA) facilities in the area, rehabilitation of necessary pavement and roadway striping within the project limits and connection to the City's Advanced Traffic Management System.

JUSTIFICATION

New traffic signal will improve accessibility and mobility to Georgetown Drive onto Bedford Canyon Drive. The project also includes communication via fiber optic connectivity from Fire Station to Traffic Management Center located at City Hall

CURRENT STATUS

Project in design phase

OPERATING BUDGET IMPACT

On-going maintenance and repair

GRANT AND OTHER FUNDING OPPORTUNITIES

Developer Fee

		FY 2022 - 2026 CAPITAL IMPROVEMENT PLAN					
FUNDING SOURCE	**EST. CARRYOVER FUNDING**	**FY 2022**	**FY 2023**	**FY 2024**	**FY 2025**	**FY 2026**	**TOTAL**
243 - PUBLIC WORKS GRANTS/AGREEMENT	473,474	-	-	-	-	-	473,474
TOTAL	**473,474**	**-**	**-**	**-**	**-**	**-**	**473,474**

FUNDING, BY FISCAL YEAR

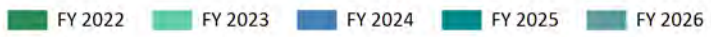

FY 2022 FUNDING, BY FUND

PROJECT NUMBER 71840 — TRAFFIC SIGNAL MAINTENANCE FACILITY

PROGRAM Streets and Storm Drains

ADMINISTERING DEPARTMENT PUBLIC WORKS

PROGRAM CATEGORY Traffic Signals

LOCATION TBD

STRATEGIC PLAN GOAL Sound Infrastructure: Sustain high quality service delivery by investing in public infrastructure, including parks, buildings, equipment, roads, and technology.

DESCRIPTION

Traffic signal maintenance facility on the southwest corner of W. Grand and Bollero Road for the storage of traffic signal poles, arms, heads, cabinets, and other traffic related parts and equipment.

JUSTIFICATION

Traffic infrastructure and safety

CURRENT STATUS

On-going

OPERATING BUDGET IMPACT

No operating budget impact associated with this project.

GRANT AND OTHER FUNDING OPPORTUNITIES

No grants or other funding opportunities for this project.

		FY 2022 - 2026 CAPITAL IMPROVEMENT PLAN					
FUNDING SOURCE	**EST. CARRYOVER FUNDING**	**FY 2022**	**FY 2023**	**FY 2024**	**FY 2025**	**FY 2026**	**TOTAL**
211 - STREET BRIDGE & SIGNAL DEV FEE	230,000	-	-	-	-	-	230,000
227 - MEASURE A FUND	30,000	-	-	-	-	-	30,000
TOTAL	**260,000**	**-**	**-**	**-**	**-**	**-**	**260,000**

FUNDING, BY FISCAL YEAR

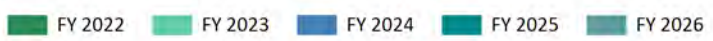

FY 2022 FUNDING, BY FUND

PROJECT NUMBER 71830 — TRAFFIC SIGNALS LIGHTING UPGRADE

PROGRAM Streets and Storm Drains

ADMINISTERING DEPARTMENT PUBLIC WORKS

PROGRAM CATEGORY Traffic Signals

LOCATION Citywide at various locations

STRATEGIC PLAN GOAL Sound Infrastructure: Sustain high quality service delivery by investing in public infrastructure, including parks, buildings, equipment, roads, and technology.

DESCRIPTION

Upgrade traffic signal safety lighting and Internally Illuminated Street Name Signs (IISNS) to energy efficient.

JUSTIFICATION

Upgrade IISNS to current standards

CURRENT STATUS

On-going

OPERATING BUDGET IMPACT

No operating budget impact associated with this project.

GRANT AND OTHER FUNDING OPPORTUNITIES

No grants or other funding opportunities for this project.

FY 2022 - 2026 CAPITAL IMPROVEMENT PLAN

FUNDING SOURCE	EST. CARRYOVER FUNDING	FY 2022	FY 2023	FY 2024	FY 2025	FY 2026	TOTAL
222 - GAS TAX FUND - 2105 & 2106	88,086	-	-	-	-	-	88,086
227 - MEASURE A FUND	252,186	-	-	-	-	-	252,186
TOTAL	**340,272**	**-**	**-**	**-**	**-**	**-**	**340,272**

FUNDING, BY FISCAL YEAR

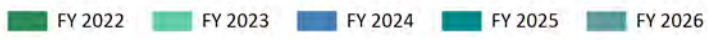

FY 2022 FUNDING, BY FUND

PROJECT NUMBER 73870 — WEST RINCON STREET IMPROVEMENTS

PROGRAM Streets and Storm Drains

ADMINISTERING DEPARTMENT PUBLIC WORKS

PROGRAM CATEGORY Sidewalk, Curb and Gutters

LOCATION West Rincon Street between Smith Avenue and Lincoln Avenue

STRATEGIC PLAN GOAL Sound Infrastructure: Sustain high quality service delivery by investing in public infrastructure, including parks, buildings, equipment, roads, and technology.

DESCRIPTION

Improve Rincon Street and drainage facilities between Smith Avenue and Lincoln Avenue to alleviate flooding and debris on the roadway. Construction would proceed after completion of the Alcoa Dike on Rincon Street and Auburndale Street which is anticipated in 2022.

JUSTIFICATION

Alleviate flooding and debris on the roadway

CURRENT STATUS

Project in design phase

OPERATING BUDGET IMPACT

On-going maintenance and repair

GRANT AND OTHER FUNDING OPPORTUNITIES

No grants or other funding opportunities for this project.

		FY 2022 - 2026 CAPITAL IMPROVEMENT PLAN					
FUNDING SOURCE	**EST. CARRYOVER FUNDING**	**FY 2022**	**FY 2023**	**FY 2024**	**FY 2025**	**FY 2026**	**TOTAL**
222 - GAS TAX FUND - 2105 & 2106	500,000	-	-	-	-	-	500,000
227 - MEASURE A FUND	500,000	350,000	-	-	-	-	850,000
TOTAL	**1,000,000**	**350,000**	**-**	**-**	**-**	**-**	**1,350,000**

FUNDING, BY FISCAL YEAR

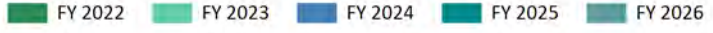

FY 2022 FUNDING, BY FUND

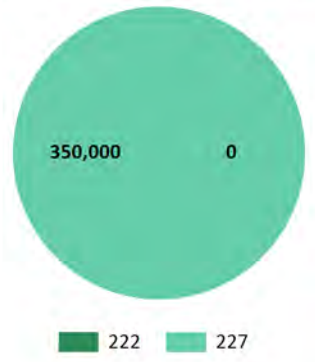

FY 2022 – 2026 Capital Improvement Plan – Water

Water projects and their corresponding funding sources are shown below. Project detail summaries can be found in the following pages.

		FY 2022 - 2026 CAPITAL IMPROVEMENT PLAN					
PROJECT TITLE	ESTIMATED CARRYOVER FUNDING	FY 2022	FY 2023	FY 2024	FY 2025	FY 2026	TOTAL FUNDING
1220 - ZONE BOOSTER PUMP STATION	500,000	4,000,000	-	-	-	-	4,500,000
1380 - ZONE WATER STORAGE TANK	84,662	-	-	-	-	-	84,662
ADJACENT IRRIGATION CONVERSION	133,800	133,800	133,800	133,800	-	-	535,200
ALCOA DIKE ADMINISTRATION	666,947	-	-	-	-	-	666,947
ALCOA DIKE POTABLE WATER NON-COMPENSABLE	77,199	-	-	-	-	-	77,199
ALCOA RECLAIMED WATER EFFLUENT RELOCATION AND PIPE REMOVAL	1,399,503	-	-	-	-	-	1,399,503
AMI METER REPLACEMENT PROJECT	-	500,000	8,760,000	9,260,000	50,000	-	18,570,000
ARC FLASH STUDY	-	150,000	-	-	-	-	150,000
ARCADIA/MINNESOTA WATERLINE REPLACEMENT	687,501	1,000,000	-	-	-	-	1,687,501
AVENIDA DEL VISTA RECLAIMED PIPELINE	-	-	-	1,029,000	-	-	1,029,000
BOOSTER STATION REHABILITATION	600,000	618,000	-	-	-	-	1,218,000
CALIFORNIA INDUSTRIAL COMPLEX RECLAIMED WATERLINE	-	-	-	-	1,860,041	-	1,860,041
CAPACITY FEE STUDY	-	100,000	-	-	-	-	100,000
CHEMICAL TANK REPLACEMENTS	-	182,287	187,110	193,447	205,254	-	768,098
DESALTER CHEMICAL FEED SYSTEM	-	-	300,000	192,144	-	-	492,144
DESALTER MEMBRANE REPLACEMENTS	20,963	134,817	141,593	149,751	213,670	178,385	839,179
DEVELOPMENT METERS	476,246	181,991	182,185	148,044	-	-	988,466
EAGLE GLEN RADIO TOWER ACCESS	71,940						71,940
EMERGENCY GENERATORS	552,978	510,000	520,200	-	-	-	1,583,178
FLOW METER UPGRADE	123,248	306,000	210,120	214,324	218,610	100,000	1,172,302
GENERATOR DPF AT WELL 22 AND LESTER WTP	700,000	-	-	-	-	-	700,000
GRAPE HILL TELECOMMUNICATIONS TOWER NO. 2	137,462	-	-	-	-	-	137,462
HIDDEN SPRINGS ROAD WATERLINE	17,165	-	-	-	-	-	17,165
KEITH WATER STORAGE TANK	2,029,151	-	-	-	-	-	2,029,151
LESTER BACKWASH BASIN	25,842	-	-	-	-	-	25,842
LESTER INLET VALVE RELOCATION	-	-	351,619	-	-	-	351,619
LESTER POST DISINFECTION STATION	284,158	-	-	-	-	-	284,158
LINCOLN AVENUE RECLAIMED WATERLINE - RAILROAD TO SR-91	23,586	-	-	-	-	-	23,586

PROJECT TITLE	ESTIMATED CARRYOVER FUNDING	FY 2022 - 2026 CAPITAL IMPROVEMENT PLAN					TOTAL FUNDING
		FY 2022	FY 2023	FY 2024	FY 2025	FY 2026	
LINCOLN FOOTHILL RECLAIMED PIPELINE	-	-	-	-	751,000	-	751,000
MANGULAR BLENDING FACILITY	10,476,430	-	-	-	-	-	10,476,430
METER REPLACEMENT	1,002,628	947,000	945,540	104,040	110,409	-	3,109,617
OLD TEMESCAL ROAD RECLAIMED WATERLINE	19,344	1,276,866	-	-	-	-	1,296,210
OLD TEMESCAL ROAD RECLAIMED WATERLINE (RCFC)	-	500,000	-	-	-	-	500,000
PAINT/COAT ABOVE GROUND WATER STORAGE TANKS	-	20,000	100,000	-	-	-	120,000
POTBLE WATER MP UPD PGRM EIR	1,073,004	-	-	-	-	-	1,073,004
PUBLIC SAFETY POWER SHUTOFF SOP MODIFICATIONS	-	78,000	78,000	-	-	-	156,000
R-3 POTABLE TANK PAVEMENT REPAIR	380,434	-	-	-	-	-	380,434
RECLAIMED WATERLINE INFRASTRUCTURE	65,749	56,650	57,783	58,939	60,118	61,320	360,559
REPIPE WELL 22	97,154	678,992	-	-	-	-	776,146
RESIDENTIAL TURF REMOVAL REBATE PROJECT	921,180	-	-	-	-	-	921,180
RIVER RD RWL-CORYDON-LINCOLN	-	-	3,864,000	-	-	-	3,864,000
SCADA BACKBONE LICENSED RADIO INSTALLATION	139,802	-	-	-	-	-	139,802
SCADA PANEL REPLACEMENT	724,462	740,000	636,726	412,246	412,331	412,417	3,338,182
SDO TREATMENT PLANT LANDSCAPE REPAIR	179,808	-	-	-	-	-	179,808
SE GRAND QUADRANT WATERLINE REPLACEMENT	-	2,308,333	2,308,333	2,308,333	-	-	6,924,999
SUSTAINABLE GROUNDWATER PLAN GRANT	654,131	55,000	-	-	-	-	709,131
SW QUADRANT WATERLINE REPLACEMENT - PHASE I	3,114,416	-	-	-	-	-	3,114,416
TEMESCAL CANYON ROAD WIDENING PROJECT, TEMESCAL VALLEY, UTILITIES	100,177	1,000,000	-	-	-	-	1,100,177
WATER METER DOWNSIZING	194,964	-	-	-	-	-	194,964
WATER RECLAMATION FACILITY #1 COMMUNICATION TOWER	35,206	-	-	-	-	-	35,206
WATER TANK MIXER INSTALLATIONS	-	130,200	132,804	135,461	138,170	140,933	677,568
WATERLINE INFRASTRUCTURE	551,976	1,250,108	1,275,111	1,300,613	1,326,625	1,353,158	7,057,591
WELL 14 RELOCATION	2,871,373	-	-	-	-	-	2,871,373
WELL 15 RELOCATION	984,041	2,015,959	-	-	-	-	3,000,000
WELL 26 REHABILITATION	21,537	-	-	-	-	-	21,537
WELL 29 REHABILITATION	136,456	-	-	-	-	-	136,456
WELL 31 REHABILITATION	74,956	-	-	-	-	-	74,956
WELL 34	-	-	2,587,592	-	-	-	2,587,592

PROJECT TITLE	ESTIMATED CARRYOVER FUNDING	FY 2022	FY 2023	FY 2024	FY 2025	FY 2026	TOTAL FUNDING
		FY 2022 - 2026 CAPITAL IMPROVEMENT PLAN					
WELL REHABILITATION	708,175	816,000	832,320	848,967	865,946	883,265	4,954,673
WEST END WELLFIELD PIPELINE	-	-	148,884	-	-	-	148,884
WESTERN RIVERSIDE COUNTY REGIONAL WASTE WATER AUTHORITY (WRCRWA)	1,249,670	-	-	-	-	-	1,249,670
WESTERN RIVERSIDE COUNTY REGIONAL WASTEWATER AUTHORITY (WRCRWA)	2,215,687	-	-	-	-	-	2,215,687
WESTERN RIVERSIDE COUNTY REGIONAL WASTEWATER AUTHORITY (WRCRWA)	1,462,429	-	-	-	-	-	1,462,429
WRCRWA BOOSTER PUMP STATION	-	1,130,000	-	-	-	-	1,130,000
GRAND TOTAL	**$ 38,067,540**	**$ 20,820,003**	**$ 23,753,720**	**$ 16,489,109**	**$ 6,212,174**	**$ 3,129,478**	**$108,472,024**

FUND TYPE	FUND NAME	ESTIMATED CARRYOVER FUNDING	FY 2022	FY 2023	FY 2024	FY 2025	FY 2026	TOTAL FUNDING
GENERAL FUND	110 - GENERAL FUND	570,949	-	-	-	-	-	570,949
	GENERAL FUND TOTAL	**$ 570,949**	**$ -**	**$ -**	**$ -**	**$ -**	**$ -**	**$ 570,949**
SPECIAL REVENUE FUND	227 - MEASURE A FUND	15,000	-	-	-	-	-	15,000
	SPECIAL REVENUE FUND TOTAL	**$ 15,000**	**$ -**	**$ -**	**$ -**	**$ -**	**$ -**	**$ 15,000**
CAPITAL PROJECT FUND	480 - REIMBURSEMENT GRANTS-ALL DPTS	10,000	-	-	-	-	-	10,000
	CAPITAL PROJECT FUND TOTAL	**$ 10,000**	**$ -**	**$ -**	**$ -**	**$ -**	**$ -**	**$ 10,000**
ENTERPRISE FUND	440 - WATER RECLAMATION CAPACITY	-	50,000	-	-	-	-	50,000
	453 - 2012 WATER REV BONDS PROJECT	3,852,522	-	-	-	-	-	3,852,522
	507 - WATER CAPACITY	2,113,812	50,000	-	-	-	-	2,163,812
	567 - RECLAIMED WATER UTILITY	2,393,050	1,804,389	2,955,783	830,689	2,300,825	61,320	10,346,056
	570 - WATER UTILITY	23,342,083	16,935,218	19,143,419	14,999,501	3,051,606	2,830,974	80,302,801
	571 - WATER UTILITY GRANT/AGREEMENT	3,369,358	1,260,365	999,450	290,700	370,334	-	6,290,207
	572 - WATER RECLAMATION UTILITY	2,361,388	690,031	655,068	368,219	439,409	237,184	4,751,299
	578 - ELECTRIC UTILITY	30,123	30,000	-	-	50,000	-	110,123
	ENTERPRISE FUND TOTAL	**$ 37,462,335**	**$ 20,820,003**	**$ 23,753,720**	**$ 16,489,109**	**$ 6,212,174**	**$ 3,129,478**	**$107,866,819**
INTERNAL SERVICE FUND	681 - INFORMATION TECHNOLOGY	9,256	-	-	-	-	-	9,256
	INTERNAL SERVICE FUND TOTAL	**$ 9,256**	**$ -**	**$ -**	**$ -**	**$ -**	**$ -**	**$ 9,256**
	GRAND TOTAL	**$ 38,067,540**	**$ 20,820,003**	**$ 23,753,720**	**$ 16,489,109**	**$ 6,212,174**	**$ 3,129,478**	**$108,472,024**

PROJECT NUMBER 72780 — 1220 - ZONE BOOSTER PUMP STATION

PROGRAM Water

ADMINISTERING DEPARTMENT DEPT OF WATER AND POWER

PROGRAM CATEGORY Water - Quality, Supply and Storage

LOCATION Mabey Canyon Road

STRATEGIC PLAN GOAL Sound Infrastructure: Sustain high quality service delivery by investing in public infrastructure, including parks, buildings, equipment, roads, and technology.

DESCRIPTION

This project will construct 1220-Zone Booster Pump Station in Mabey Canyon Road in the vicinity of the Avenida del Vista potable water storage tank. In addition, it will remove from service and abandon the existing Mabey Canyon Booster Pump Station.

JUSTIFICATION

Currently, 1380-Zone potable water is delivered from the southeast side of Corona, creating significant head losses across the distribution system. A booster pump station is needed to pump water directly from the 1220-Zone distribution main in Foothill Parkway to serve the Skyline Development and fill a future 1380-Zone storage tank.

CURRENT STATUS

This project is planned for future years. This project will not begin work until the Skyline development begins.

OPERATING BUDGET IMPACT

This is not an existing facility within the City. The Department will begin to incur new operational and maintenance costs for the booster pump station. Typical maintenance costs include mechanical/electrical supplies and equipment, tank inspection and cleaning, etc.

GRANT AND OTHER FUNDING OPPORTUNITIES

There are no known grants or other funding opportunities.

FY 2022 - 2026 CAPITAL IMPROVEMENT PLAN

FUNDING SOURCE	EST. CARRYOVER FUNDING	FY 2022	FY 2023	FY 2024	FY 2025	FY 2026	TOTAL
570 - WATER UTILITY	500,000	4,000,000	-	-	-	-	4,500,000
TOTAL	**500,000**	**4,000,000**	**-**	**-**	**-**	**-**	**4,500,000**

FUNDING, BY FISCAL YEAR

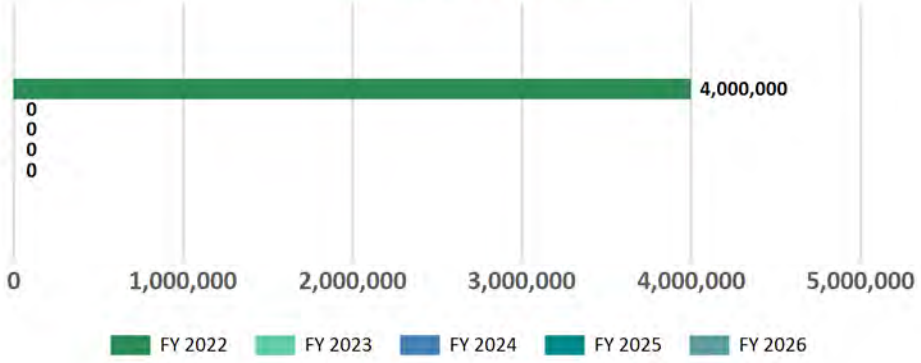

FY 2022 FUNDING, BY FUND



PROJECT NUMBER 69770 — 1380 - ZONE WATER STORAGE TANK

PROGRAM Water

ADMINISTERING DEPARTMENT DEPT OF WATER AND POWER

PROGRAM CATEGORY Water - Quality, Supply and Storage

LOCATION S. of Foothill Parkway, final location TBD

STRATEGIC PLAN GOAL Sound Infrastructure: Sustain high quality service delivery by investing in public infrastructure, including parks, buildings, equipment, roads, and technology.

DESCRIPTION

The project will construct a 2.5MG Type 1 pre-stressed concrete potable water storage tank at a location to be determined south of Foothill Parkway.

JUSTIFICATION

This project will construct a 2.5MG potable water storage tank at a location to be determined that is South of Foothill to provide storage on the west side of Corona to eliminate existing water delivery problems. The storage in the 1380 Zone is located on the east side of Corona and requires pumping water a long distance through the distribution system.

CURRENT STATUS

This project is in planning status and the department is currently exploring grant opportunities.

OPERATING BUDGET IMPACT

This currently a site that does not exist within the City. When the site is built, the City will begin to incur new operation and maintenance costs. Costs that are typical with a water storage tank include tank inspection and cleaning, utilities, electrical/mechanical preventative and corrective maintenance, etc.

GRANT AND OTHER FUNDING OPPORTUNITIES

The department is currently exploring grant opportunities.

		FY 2022 - 2026 CAPITAL IMPROVEMENT PLAN					
FUNDING SOURCE	**EST. CARRYOVER FUNDING**	**FY 2022**	**FY 2023**	**FY 2024**	**FY 2025**	**FY 2026**	**TOTAL**
507 - WATER CAPACITY	84,662	-	-	-	-	-	84,662
TOTAL	**84,662**	**-**	**-**	**-**	**-**	**-**	**84,662**

FUNDING, BY FISCAL YEAR

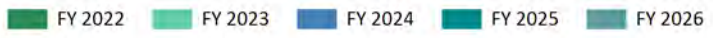

FY 2022 FUNDING, BY FUND

PROJECT NUMBER 73890 — ADJACENT IRRIGATION CONVERSION

PROGRAM Water

ADMINISTERING DEPARTMENT DEPT OF WATER AND POWER

PROGRAM CATEGORY Water - General Safety, Maintenance and Other Improvements

LOCATION Various Locations

STRATEGIC PLAN GOAL Sound Infrastructure: Sustain high quality service delivery by investing in public infrastructure, including parks, buildings, equipment, roads, and technology.

DESCRIPTION

This project is the conversion of approximately 140 GPM of potable water demand to reclaimed water.

JUSTIFICATION

The project will convert potable water use to reclaimed water use. Not completing this project will continue to place an increased demand on potable water in areas that can use reclaimed water.

CURRENT STATUS

This project is planned for future years. Reclaimed water conversions will not be completed until larger reclaimed water infrastructure projects are completed.

OPERATING BUDGET IMPACT

This project will result in less potable water irrigation use. Accordingly, the Water Utility fund may see a decrease in revenue, while the Reclaimed Water Utility would see an increase in revenue. Additionally, there may be a small increase in the amount of reclaimed water irrigation operation and maintenance costs.

GRANT AND OTHER FUNDING OPPORTUNITIES

The department is currently working with the Bureau of Reclamation and anticipate possible Title XVI funding for this project.

		FY 2022 - 2026 CAPITAL IMPROVEMENT PLAN					
FUNDING SOURCE	**EST. CARRYOVER FUNDING**	**FY 2022**	**FY 2023**	**FY 2024**	**FY 2025**	**FY 2026**	**TOTAL**
570 - WATER UTILITY	100,350	100,350	100,350	100,350	-	-	401,400
571 - WATER UTILITY GRANT/AGREEMENT	33,450	33,450	33,450	33,450	-	-	133,800
TOTAL	**133,800**	**133,800**	**133,800**	**133,800**	**-**	**-**	**535,200**

FUNDING, BY FISCAL YEAR

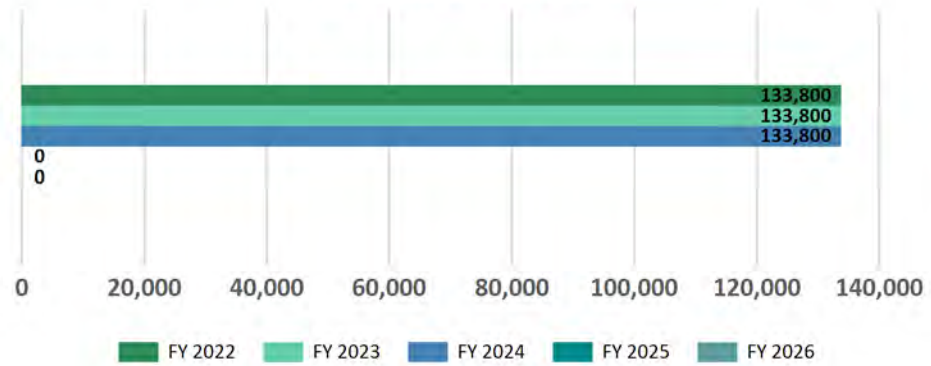

FY 2022 FUNDING, BY FUND

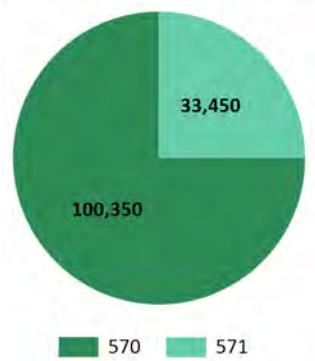

PROJECT NUMBER 72051 — ALCOA DIKE ADMINISTRATION

PROGRAM Water

ADMINISTERING DEPARTMENT DEPT OF WATER AND POWER

PROGRAM CATEGORY Water - General Safety, Maintenance and Other Improvements

LOCATION Northwest Corona Near the Airport

STRATEGIC PLAN GOAL Safe Community: Protect our quality of life by ensuring the community is safe and clean.

DESCRIPTION

The Alcoa Dike project will be designed and constructed by the Orange County Flood Control Division. The City of Corona will pay its own share of the project. The project is designed to protect adjacent businesses along Rincon Street from a 190-year flooding event. The dike will be approximately 30 feet tall at its highest point.

JUSTIFICATION

Completion of this project will result in a safer condition for residents and businesses near the Alcoa Dike's location. Not completing this project may result in catastrophic damages in the event of a large flooding event.

CURRENT STATUS

The Alcoa Dike is under construction.

OPERATING BUDGET IMPACT

Each individual project may or may not increase the operating budget. Abandonments will decrease the operating budget as the infrastructure will no longer be used. Asphalt relocations will not affect the operating budget as these are not installing new infrastructure - rather, they are just relocating existing infrastructure.

GRANT AND OTHER FUNDING OPPORTUNITIES

The construction of the Alcoa Dike will be partially funded by Orange County Public Works.

		FY 2022 - 2026 CAPITAL IMPROVEMENT PLAN					
FUNDING SOURCE	**EST. CARRYOVER FUNDING**	**FY 2022**	**FY 2023**	**FY 2024**	**FY 2025**	**FY 2026**	**TOTAL**
110 - GENERAL FUND	312,812	-	-	-	-	-	312,812
480 - REIMBURSEMENT GRANTS-ALL DPTS	5,000	-	-	-	-	-	5,000
572 - WATER RECLAMATION UTILITY	349,135	-	-	-	-	-	349,135
TOTAL	**666,947**	**-**	**-**	**-**	**-**	**-**	**666,947**

FUNDING, BY FISCAL YEAR

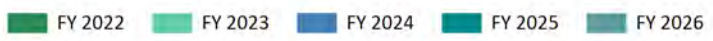

FY 2022 FUNDING, BY FUND

PROJECT NUMBER 72050 — ALCOA DIKE POTABLE WATER NON-COMPENSABLE

PROGRAM Water

ADMINISTERING DEPARTMENT DEPT OF WATER AND POWER

PROGRAM CATEGORY Water - General Safety, Maintenance and Other Improvements

LOCATION Northwest Corona Near the Airport

STRATEGIC PLAN GOAL Safe Community: Protect our quality of life by ensuring the community is safe and clean.

DESCRIPTION

The Alcoa Dike project will be designed and constructed by the Orange County Flood Control Division. The City of Corona will pay its own share of the project. The project is designed to protect adjacent businesses along Rincon Street from a 190-year flooding event. The dike will be approximately 30 feet tall at its highest point.

JUSTIFICATION

Completion of this project will result in a safer condition for residents and businesses near the Alcoa Dike's location. Not completing this project may result in catastrophic damages in the event of a large flooding event.

CURRENT STATUS

The Alcoa Dike is under construction.

OPERATING BUDGET IMPACT

Each individual project may or may not increase the operating budget. Abandonments will decrease the operating budget as the infrastructure will no longer be used. Asphalt relocations will not affect the operating budget as these are not installing new infrastructure - rather, they are just relocating existing infrastructure.

GRANT AND OTHER FUNDING OPPORTUNITIES

The construction of the Alcoa Dike will be partially funded by Orange County Public Works.

		FY 2022 - 2026 CAPITAL IMPROVEMENT PLAN					
FUNDING SOURCE	**EST. CARRYOVER FUNDING**	**FY 2022**	**FY 2023**	**FY 2024**	**FY 2025**	**FY 2026**	**TOTAL**
110 - GENERAL FUND	15,000	-	-	-	-	-	15,000
227 - MEASURE A FUND	15,000	-	-	-	-	-	15,000
480 - REIMBURSEMENT GRANTS-ALL DPTS	5,000	-	-	-	-	-	5,000
570 - WATER UTILITY	27,199	-	-	-	-	-	27,199

572 - WATER RECLAMATION UTILITY	15,000	-	-	-	-	-	15,000
TOTAL	**77,199**	**-**	**-**	**-**	**-**	**-**	**77,199**

FUNDING, BY FISCAL YEAR

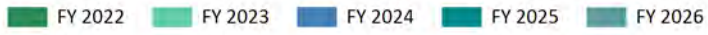

FY 2022 FUNDING, BY FUND

PROJECT NUMBER 72720 — ALCOA RECLAIMED WATER EFFLUENT RELOCATION AND PIPE REMOVAL

PROGRAM Water

ADMINISTERING DEPARTMENT DEPT OF WATER AND POWER

PROGRAM CATEGORY Water - General Safety, Maintenance and Other Improvements

LOCATION Northwest Corona Near the Airport

STRATEGIC PLAN GOAL Safe Community: Protect our quality of life by ensuring the community is safe and clean.

DESCRIPTION

The Alcoa Dike project will be designed and constructed by the Orange County Flood Control Division. The City of Corona will pay its own share of the project. The project is designed to protect adjacent businesses along Rincon Street from a 190-year flooding event. The dike will be approximately 30 feet tall at its highest point.

JUSTIFICATION

This work is mandated by the Army Corps.

CURRENT STATUS

The Alcoa Dike is under construction.

OPERATING BUDGET IMPACT

This project will not increase the operating budget, as it is the relocation of infrastructure that is currently in place.

GRANT AND OTHER FUNDING OPPORTUNITIES

The construction of the Alcoa Dike will be partially funded by Orange County Public Works.

		FY 2022 - 2026 CAPITAL IMPROVEMENT PLAN					
FUNDING SOURCE	**EST. CARRYOVER FUNDING**	**FY 2022**	**FY 2023**	**FY 2024**	**FY 2025**	**FY 2026**	**TOTAL**
572 - WATER RECLAMATION UTILITY	1,399,503	-	-	-	-	-	1,399,503
TOTAL	**1,399,503**	**-**	**-**	**-**	**-**	**-**	**1,399,503**

FUNDING, BY FISCAL YEAR

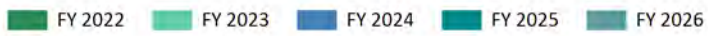

FY 2022 FUNDING, BY FUND

PROJECT NUMBER AUTO - 5 — AMI METER REPLACEMENT PROJECT

PROGRAM Water

ADMINISTERING DEPARTMENT DEPT OF WATER AND POWER

PROGRAM CATEGORY Water - General Safety, Maintenance and Other Improvements

LOCATION Various Locations

STRATEGIC PLAN GOAL Sound Infrastructure: Sustain high quality service delivery by investing in public infrastructure, including parks, buildings, equipment, roads, and technology.

DESCRIPTION

This project will replace Citywide direct read water meters with AMI meters.

JUSTIFICATION

By completing this project, the Department is able to obtain real time, remote meter reads. It will be possible to detect leaks in real time and provide customers the ability to monitor their usage in real time.

CURRENT STATUS

This project is in planning status and the department is currently exploring grant opportunities.

OPERATING BUDGET IMPACT

Completing this project will reduce the amount that would be spent on meter reading. As the meters begin to age and meet their life cycle, they may incur higher maintenance costs.

GRANT AND OTHER FUNDING OPPORTUNITIES

The department is currently exploring grant opportunities.

		FY 2022 - 2026 CAPITAL IMPROVEMENT PLAN					
FUNDING SOURCE	**EST. CARRYOVER FUNDING**	**FY 2022**	**FY 2023**	**FY 2024**	**FY 2025**	**FY 2026**	**TOTAL**
570 - WATER UTILITY	-	500,000	8,760,000	9,260,000	-	-	18,520,000
578 - ELECTRIC UTILITY	-	-	-	-	50,000	-	50,000
TOTAL	**-**	**500,000**	**8,760,000**	**9,260,000**	**50,000**	**-**	**18,570,000**

FUNDING, BY FISCAL YEAR

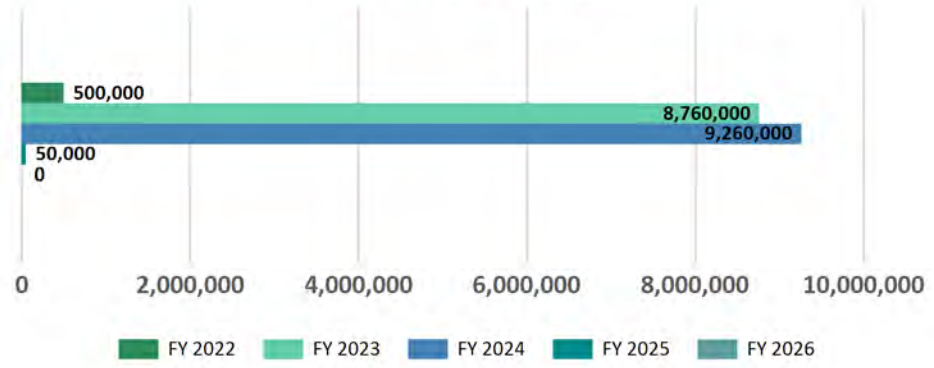

FY 2022 FUNDING, BY FUND

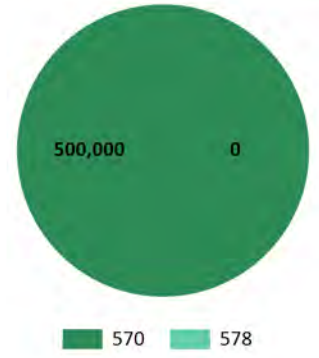

PROJECT NUMBER AUTO - 789 ARC FLASH STUDY

PROGRAM Water

ADMINISTERING DEPARTMENT DEPT OF WATER AND POWER

PROGRAM CATEGORY Water - Planning and Studies

LOCATION There is no location associated with this project.

STRATEGIC PLAN GOAL Safe Community: Protect our quality of life by ensuring the community is safe and clean.

DESCRIPTION

The arc flash study is a comprehensive report of calculations and data collection of the current state of the facilities, electrical equipment, and circuit parts. It is an analysis used to establish safety protocols for qualified electrical personnel required to work on electrical equipment and circuit parts that cannot be placed in an electrically safe work condition. In addition, the Occupational Safety and Health Administration (OSHA) required labels to be placed on the outer panel of each piece of equipment and reports submitted for file.

JUSTIFICATION

The last arc flash study was completed in 2012. NFPA 70E Article 130.5 states that an Arc Flash study needs to be reviewed every five years. If deferred, the City may be non-compliant with OSHA and may be subject to fines and potential risks to personnel. NFPA 70E also recommends that an arc flash study be updated when a major modification or renovation takes place and at intervals that do not exceed five years.

CURRENT STATUS

This project is expected to begin in Fiscal Year 2022.

OPERATING BUDGET IMPACT

There will be no annual operating impact if the project is completed. However, if not completed, the City may be non-compliant with OSHA and may be subject to fines and potential personnel risks.

GRANT AND OTHER FUNDING OPPORTUNITIES

There are no known grants or other funding opportunities.

		FY 2022 - 2026 CAPITAL IMPROVEMENT PLAN					
FUNDING SOURCE	**EST. CARRYOVER FUNDING**	**FY 2022**	**FY 2023**	**FY 2024**	**FY 2025**	**FY 2026**	**TOTAL**
567 - RECLAIMED WATER UTILITY	-	15,000	-	-	-	-	15,000
570 - WATER UTILITY	-	67,500	-	-	-	-	67,500

572 - WATER RECLAMATION UTILITY	-	67,500	-	-	-	-	67,500
TOTAL	**-**	**150,000**	**-**	**-**	**-**	**-**	**150,000**

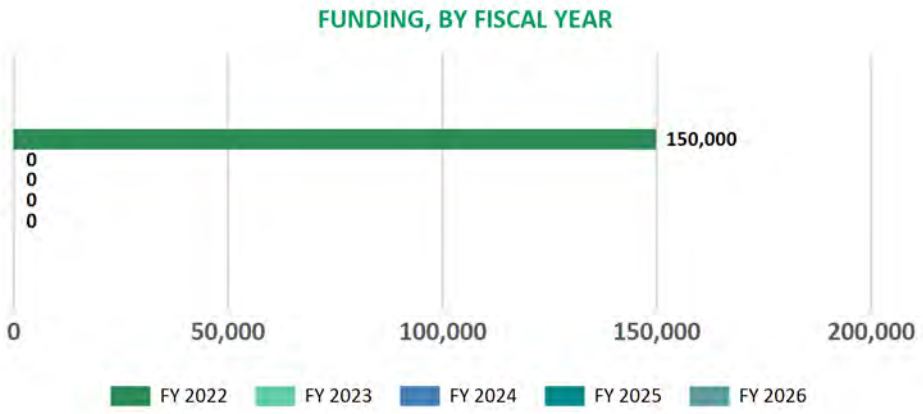

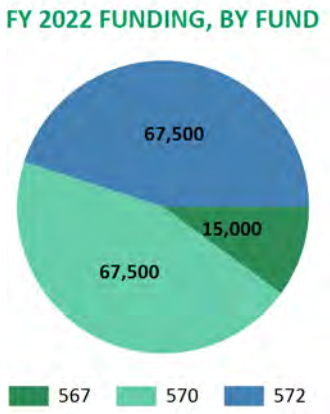

PROJECT NUMBER 69720 — ARCADIA/MINNESOTA WATERLINE REPLACEMENT

PROGRAM Water

ADMINISTERING DEPARTMENT DEPT OF WATER AND POWER

PROGRAM CATEGORY Water - Transmission and Distribution Pipelines

LOCATION Arcadia and Minnesota

STRATEGIC PLAN GOAL Sound Infrastructure: Sustain high quality service delivery by investing in public infrastructure, including parks, buildings, equipment, roads, and technology.

DESCRIPTION

This project will replace approximately 1,680 linear feet of undersized asbestos cement and steel waterlines with 8-inch Ductile Iron Pipe (DIP).

JUSTIFICATION

Project is needed to relocate existing waterline from private backyards and replace aging and failing AC waterlines.

CURRENT STATUS

This project is currently in design.

OPERATING BUDGET IMPACT

Maintenance costs will increase for the new line as it ages. Typical maintenance for these waterlines is placed in the operational CIP (71930570) and can include items such as materials, labor, equipment rentals, and staff time.

GRANT AND OTHER FUNDING OPPORTUNITIES

There are no known grants or other funding opportunities.

		FY 2022 - 2026 CAPITAL IMPROVEMENT PLAN					
FUNDING SOURCE	**EST. CARRYOVER FUNDING**	**FY 2022**	**FY 2023**	**FY 2024**	**FY 2025**	**FY 2026**	**TOTAL**
570 - WATER UTILITY	687,501	1,000,000	-	-	-	-	1,687,501
TOTAL	**687,501**	**1,000,000**	**-**	**-**	**-**	**-**	**1,687,501**

FUNDING, BY FISCAL YEAR

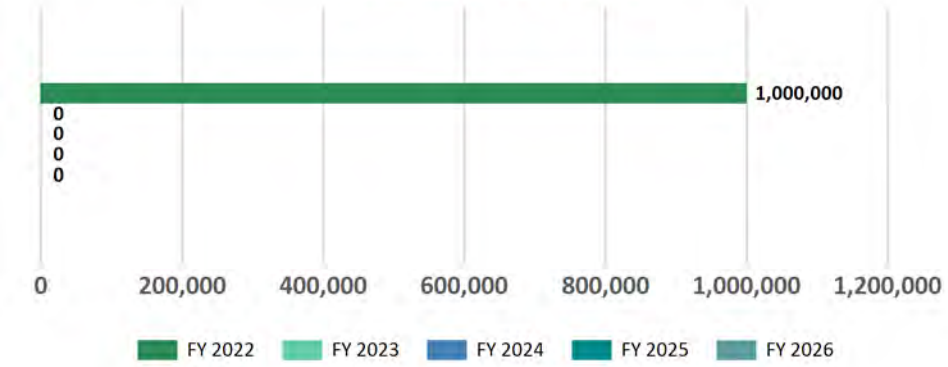

FY 2022 FUNDING, BY FUND

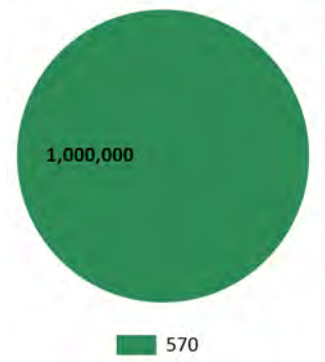

PROJECT NUMBER AUTO - 10 AVENIDA DEL VISTA RECLAIMED PIPELINE

PROGRAM Water

ADMINISTERING DEPARTMENT DEPT OF WATER AND POWER

PROGRAM CATEGORY Reclaimed Water - Transmission and Distribution Pipelines

LOCATION Avenida Del Vista

STRATEGIC PLAN GOAL Sound Infrastructure: Sustain high quality service delivery by investing in public infrastructure, including parks, buildings, equipment, roads, and technology.

DESCRIPTION

This project will convert 19.8 GPM (31.9 AFY) of potable water demand for irrigation to reclaimed water demand. It will connect to the existing 20-inch transmission main, install approximately 3,700 LF of new 12-inch pipe, install 7 fire hydrants, and 1 new meter and connect to 3 existing irrigation meters.

JUSTIFICATION

This project will result in the more efficient use of potable water. It will place less demand on the amount of potable water and use reclaimed water in its place.

CURRENT STATUS

This project is in planning status and the department is currently exploring Title XVI funding opportunities.

OPERATING BUDGET IMPACT

This project will have an effect on the operating budget. Maintenance costs may decrease as the amount of potable water pipeline is reduced. Additionally, maintenance will increase as the reclaimed water system is expanded and more pipeline is added to the system.

GRANT AND OTHER FUNDING OPPORTUNITIES

The department is currently working with the Bureau of Reclamation and anticipate possible Title XVI funding for this project.

		FY 2022 - 2026 CAPITAL IMPROVEMENT PLAN					
FUNDING SOURCE	**EST. CARRYOVER FUNDING**	**FY 2022**	**FY 2023**	**FY 2024**	**FY 2025**	**FY 2026**	**TOTAL**
567 - RECLAIMED WATER UTILITY	-	-	-	771,750	-	-	771,750
571 - WATER UTILITY GRANT/AGREEMENT	-	-	-	257,250	-	-	257,250
TOTAL	**-**	**-**	**-**	**1,029,000**	**-**	**-**	**1,029,000**

FUNDING, BY FISCAL YEAR

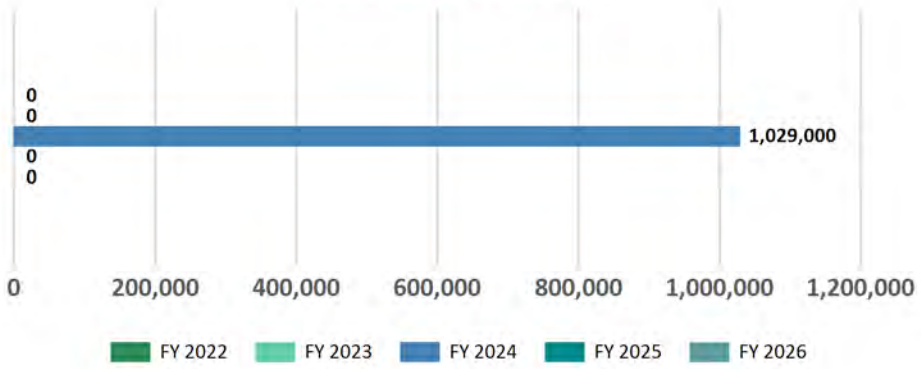

FY 2022 FUNDING, BY FUND

PROJECT NUMBER 73040 — BOOSTER STATION REHABILITATION

PROGRAM Water

ADMINISTERING DEPARTMENT DEPT OF WATER AND POWER

PROGRAM CATEGORY Water - Pump Stations

LOCATION Various Locations

STRATEGIC PLAN GOAL Sound Infrastructure: Sustain high quality service delivery by investing in public infrastructure, including parks, buildings, equipment, roads, and technology.

DESCRIPTION

This project is dedicated to the rehabilitation of various booster stations throughout the City.

JUSTIFICATION

Without this project, the Booster Stations will have poor water quality, inability to blend downstream, reduced groundwater production, and possible water reclamation facility violations.

CURRENT STATUS

This project is in planning status.

OPERATING BUDGET IMPACT

The booster stations will not result in a new site; rather, these are the rehabilitation of existing facilities. Once the rehabilitations are completed, maintenance costs may decrease. Once the booster stations begin to age, they may require additional maintenance costs.

GRANT AND OTHER FUNDING OPPORTUNITIES

There are no known grants or other funding opportunities.

		FY 2022 - 2026 CAPITAL IMPROVEMENT PLAN					
FUNDING SOURCE	**EST. CARRYOVER FUNDING**	**FY 2022**	**FY 2023**	**FY 2024**	**FY 2025**	**FY 2026**	**TOTAL**
570 - WATER UTILITY	600,000	618,000	-	-	-	-	1,218,000
TOTAL	**600,000**	**618,000**	**-**	**-**	**-**	**-**	**1,218,000**

FUNDING, BY FISCAL YEAR

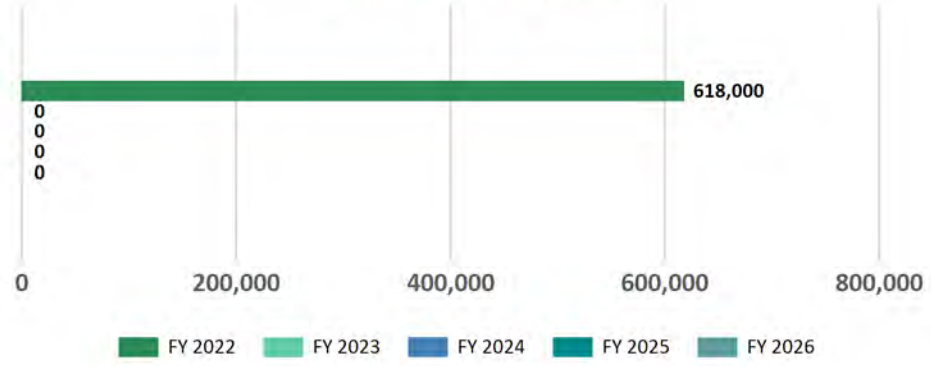

FY 2022 FUNDING, BY FUND

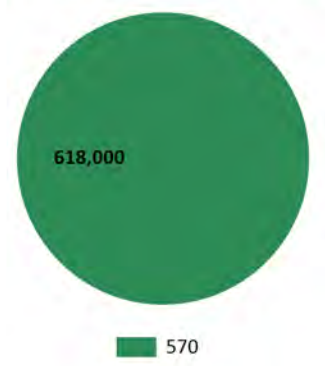

PROJECT NUMBER 71850 — CALIFORNIA INDUSTRIAL COMPLEX RECLAIMED WATERLINE

PROGRAM Water

ADMINISTERING DEPARTMENT DEPT OF WATER AND POWER

PROGRAM CATEGORY Reclaimed Water - Transmission and Distribution Pipelines

LOCATION California Industrial Complex

STRATEGIC PLAN GOAL Sound Infrastructure: Sustain high quality service delivery by investing in public infrastructure, including parks, buildings, equipment, roads, and technology.

DESCRIPTION

This project will construct 4,300 LF of 8-inch DIP reclaimed waterline in California Avenue between Old Temescal and Rimpau.

JUSTIFICATION

This project will result in the more efficient use of potable water. It will place less demand on the amount of potable water and use reclaimed water in its place.

CURRENT STATUS

This project is in planning status and the department is currently exploring Title XVI funding opportunities.

OPERATING BUDGET IMPACT

This project will have an effect on the operating budget. Maintenance costs may decrease as the amount of potable water pipeline is reduced. Additionally, maintenance will increase as the reclaimed water system is expanded and more pipeline is added to the system.

GRANT AND OTHER FUNDING OPPORTUNITIES

The department is currently working with the Bureau of Reclamation and anticipate possible Title XVI funding for this project.

		FY 2022 - 2026 CAPITAL IMPROVEMENT PLAN					
FUNDING SOURCE	**EST. CARRYOVER FUNDING**	**FY 2022**	**FY 2023**	**FY 2024**	**FY 2025**	**FY 2026**	**TOTAL**
567 - RECLAIMED WATER UTILITY	-	-	-	-	1,677,457	-	1,677,457
571 - WATER UTILITY GRANT/AGREEMENT	-	-	-	-	182,584	-	182,584
TOTAL	**-**	**-**	**-**	**-**	**1,860,041**	**-**	**1,860,041**

FUNDING, BY FISCAL YEAR

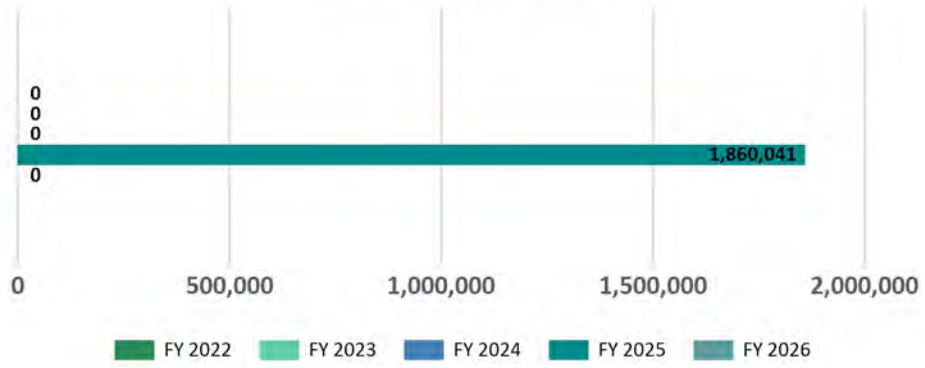

FY 2022 FUNDING, BY FUND

PROJECT NUMBER AUTO - 743 — CAPACITY FEE STUDY

PROGRAM Water

ADMINISTERING DEPARTMENT DEPT OF WATER AND POWER

PROGRAM CATEGORY Water - Planning and Studies

LOCATION There is no location associated with this project.

STRATEGIC PLAN GOAL Financial Stability: Ensure the City has adequate and sustainable financial funding to deliver high-quality services to residents.

DESCRIPTION

This project will study and revise the capacity charges that are billed to developers. This project will allow the Department to stay current with building industry costs to ensure developers are paying the fair share of treatment plant capacity.

JUSTIFICATION

This project will assess and review the capacity fee charges that are charged to developers when building new projects. By better understanding the City's construction, engineering, and administration costs, which compose a majority of the fee, the City will be better able to recoup its costs.

CURRENT STATUS

This project is expected to begin in Fiscal Year 2022.

OPERATING BUDGET IMPACT

Without updating and reanalyzing the City's construction, engineering, and administration costs, the City may not be charging a fee that is sufficient to meet its costs. This project will have an operating budget impact by ensuring that the revenues are more closely aligned with expenses.

GRANT AND OTHER FUNDING OPPORTUNITIES

There are no known grants or other funding opportunities.

		FY 2022 - 2026 CAPITAL IMPROVEMENT PLAN					
FUNDING SOURCE	**EST. CARRYOVER FUNDING**	**FY 2022**	**FY 2023**	**FY 2024**	**FY 2025**	**FY 2026**	**TOTAL**
440 - WATER RECLAMATION CAPACITY	-	50,000	-	-	-	-	50,000
507 - WATER CAPACITY	-	50,000	-	-	-	-	50,000
TOTAL	**-**	**100,000**	**-**	**-**	**-**	**-**	**100,000**

FUNDING, BY FISCAL YEAR

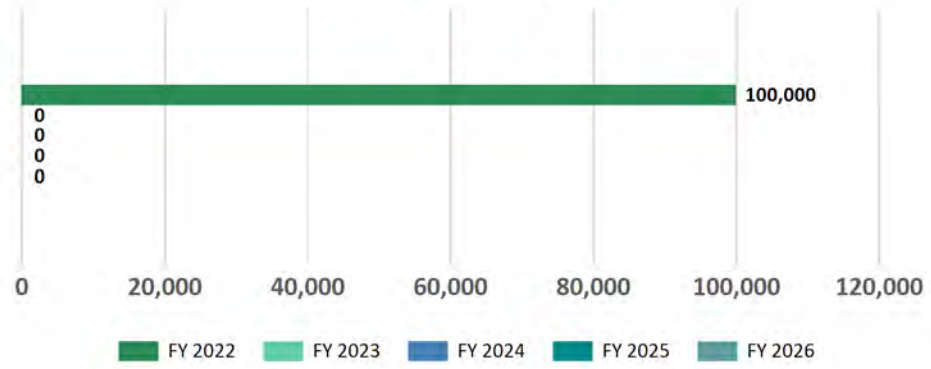

FY 2022 FUNDING, BY FUND

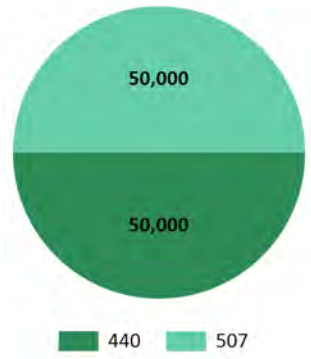

PROJECT NUMBER AUTO - 11 — CHEMICAL TANK REPLACEMENTS

PROGRAM Water

ADMINISTERING DEPARTMENT DEPT OF WATER AND POWER

PROGRAM CATEGORY Water - General Safety, Maintenance and Other Improvements

LOCATION Various locations

STRATEGIC PLAN GOAL Sound Infrastructure: Sustain high quality service delivery by investing in public infrastructure, including parks, buildings, equipment, roads, and technology.

DESCRIPTION

Chemical tanks are located at several Water Treatment Plants throughout the City and play an important role in the treatment process. This Capital Improvement Project (CIP) will replace chemical tanks throughout the City.

JUSTIFICATION

If the chemical tank replacements are not replaced in a timely manner, there will be an increase in chemical leaks. This project will increase safety and eliminate the chemical leaks.

CURRENT STATUS

This project is expected to begin in Fiscal Year 2022.

OPERATING BUDGET IMPACT

This project will have an effect on the operating budget. By replacing the chemical tanks proactively, the Department prevents future large corrective maintenance projects and costs as they relate to leaking or damaged chemical tanks.

GRANT AND OTHER FUNDING OPPORTUNITIES

There are no known grants or other funding opportunities.

		FY 2022 - 2026 CAPITAL IMPROVEMENT PLAN					
FUNDING SOURCE	**EST. CARRYOVER FUNDING**	**FY 2022**	**FY 2023**	**FY 2024**	**FY 2025**	**FY 2026**	**TOTAL**
570 - WATER UTILITY	-	120,756	61,586	128,149	66,664	-	377,155
572 - WATER RECLAMATION UTILITY	-	61,531	125,524	65,298	138,590	-	390,943
TOTAL	**-**	**182,287**	**187,110**	**193,447**	**205,254**	**-**	**768,098**

FUNDING, BY FISCAL YEAR

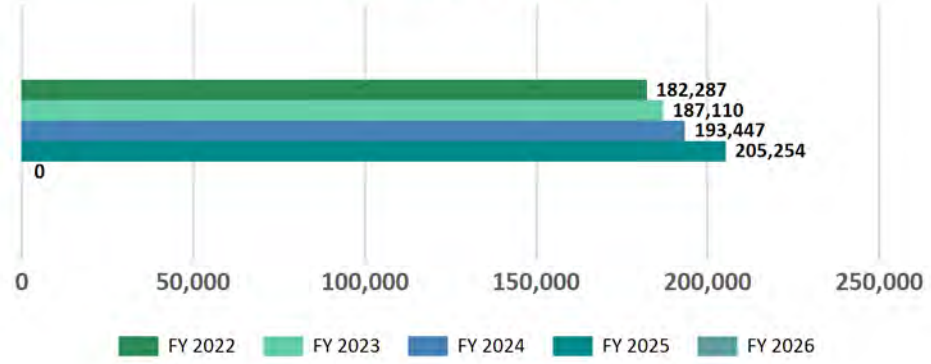

FY 2022 FUNDING, BY FUND

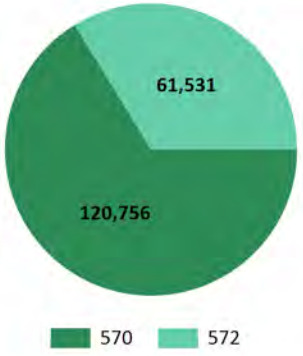

PROJECT NUMBER 84310 — DESALTER CHEMICAL FEED SYSTEM

PROGRAM Water

ADMINISTERING DEPARTMENT DEPT OF WATER AND POWER

PROGRAM CATEGORY Water - General Safety, Maintenance and Other Improvements

LOCATION Desalter

STRATEGIC PLAN GOAL Sound Infrastructure: Sustain high quality service delivery by investing in public infrastructure, including parks, buildings, equipment, roads, and technology.

DESCRIPTION

The Desalter Chemical Feed System project will install a polyphosphate and Y2K chemical system.

JUSTIFICATION

By completing this CIP, we can have improved chemical storage, lower delivery charge and improved injection and monitoring. Consequences if not completed include: increased chemical cost, less efficient injection and monitoring.

CURRENT STATUS

This project is planned for future years.

OPERATING BUDGET IMPACT

This project will have an effect on the operating budget by standardizing the equipment used. This will ensure that staff is able to purchase more standard equipment and be able to use throughout the Desalter.

GRANT AND OTHER FUNDING OPPORTUNITIES

There are no known grants or other funding opportunities.

		FY 2022 - 2026 CAPITAL IMPROVEMENT PLAN					
FUNDING SOURCE	**EST. CARRYOVER FUNDING**	**FY 2022**	**FY 2023**	**FY 2024**	**FY 2025**	**FY 2026**	**TOTAL**
570 - WATER UTILITY	-	-	300,000	192,144	-	-	492,144
TOTAL	**-**	**-**	**300,000**	**192,144**	**-**	**-**	**492,144**

FUNDING, BY FISCAL YEAR

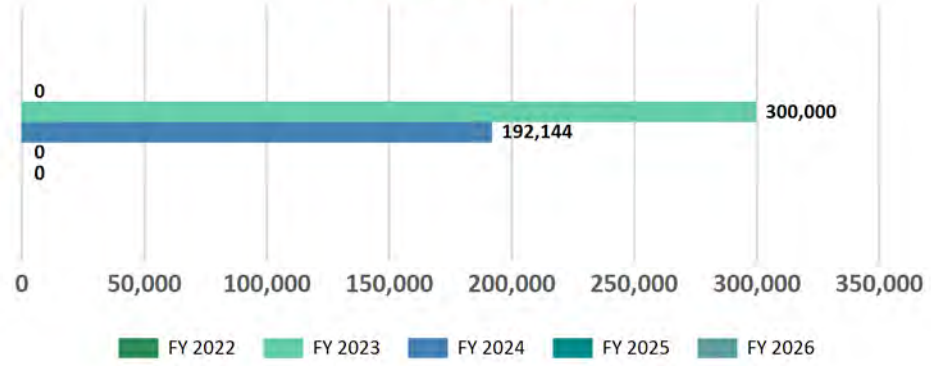

FY 2022 FUNDING, BY FUND

PROJECT NUMBER 75060 — DESALTER MEMBRANE REPLACEMENTS

PROGRAM Water

ADMINISTERING DEPARTMENT DEPT OF WATER AND POWER

PROGRAM CATEGORY Water - Quality, Supply and Storage

LOCATION Desalter

STRATEGIC PLAN GOAL Sound Infrastructure: Sustain high quality service delivery by investing in public infrastructure, including parks, buildings, equipment, roads, and technology.

DESCRIPTION

The membranes at the Desalter Water Treatment Plant remove unwanted constituents from the water. A membrane is a barrier that allows certain things to pass through, while others do not. These membranes are easily susceptible to damage and must be replaced between four to six years.

JUSTIFICATION

The membranes are easily susceptible to damage and must be replaced between four to six years. With more strict guidelines on emerging constituents, it is important to ensure that the membranes are operating in optimal conditions at all times.

CURRENT STATUS

This project is expected to continue through Fiscal Year 2022 when the next membrane train is replaced.

OPERATING BUDGET IMPACT

This would not affect the operating budget. Membrane replacements are carried out through the CIP. Each train is independent of one another. If one membrane in a train is replaced, all membranes within that train are replaced.

GRANT AND OTHER FUNDING OPPORTUNITIES

There are no known grants or other funding opportunities.

		FY 2022 - 2026 CAPITAL IMPROVEMENT PLAN					
FUNDING SOURCE	**EST. CARRYOVER FUNDING**	**FY 2022**	**FY 2023**	**FY 2024**	**FY 2025**	**FY 2026**	**TOTAL**
570 - WATER UTILITY	20,963	134,817	141,593	149,751	213,670	178,385	839,179
TOTAL	**20,963**	**134,817**	**141,593**	**149,751**	**213,670**	**178,385**	**839,179**

FUNDING, BY FISCAL YEAR

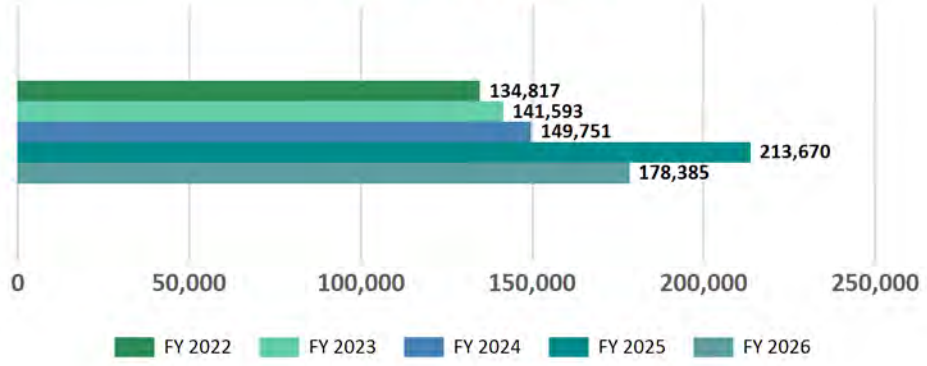

FY 2022 FUNDING, BY FUND

PROJECT NUMBER 72310 — DEVELOPMENT METERS

PROGRAM Water

ADMINISTERING DEPARTMENT DEPT OF WATER AND POWER

PROGRAM CATEGORY Water - General Safety, Maintenance and Other Improvements

LOCATION Various Locations

STRATEGIC PLAN GOAL Sound Infrastructure: Sustain high quality service delivery by investing in public infrastructure, including parks, buildings, equipment, roads, and technology.

DESCRIPTION

The installation of new water and electric meters to be installed for new development projects.

JUSTIFICATION

These meters are required for new development projects throughout the City. If no meter is installed, it would not be possible to know how much water the development is using.

CURRENT STATUS

This project is ongoing.

OPERATING BUDGET IMPACT

When the meters are first installed, there would be minimal maintenance costs. However, as the meters begin to age again and meet their life cycle, they may incur higher maintenance costs.

GRANT AND OTHER FUNDING OPPORTUNITIES

There are no known grants or other funding opportunities.

		FY 2022 - 2026 CAPITAL IMPROVEMENT PLAN					
FUNDING SOURCE	**EST. CARRYOVER FUNDING**	**FY 2022**	**FY 2023**	**FY 2024**	**FY 2025**	**FY 2026**	**TOTAL**
567 - RECLAIMED WATER UTILITY	14,038	2,788	-	-	-	-	16,826
570 - WATER UTILITY	458,918	169,203	182,185	148,044	-	-	958,350
578 - ELECTRIC UTILITY	3,290	10,000	-	-	-	-	13,290
TOTAL	**476,246**	**181,991**	**182,185**	**148,044**	**-**	**-**	**988,466**

FUNDING, BY FISCAL YEAR

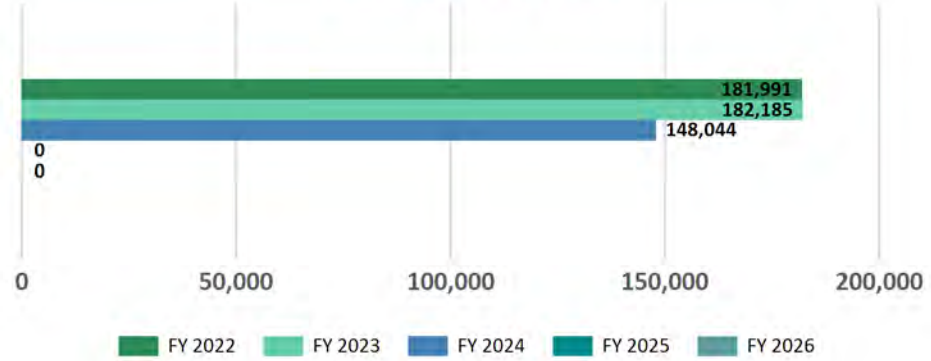

FY 2022 FUNDING, BY FUND

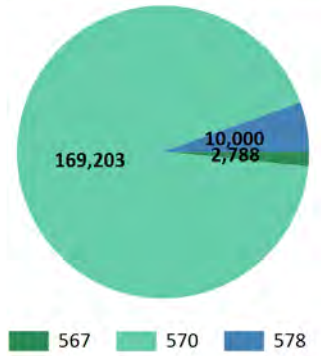

PROJECT NUMBER 79030 — EAGLE GLEN RADIO TOWER ACCESS

PROGRAM Water

ADMINISTERING DEPARTMENT DEPT OF WATER AND POWER

PROGRAM CATEGORY Water - General Safety, Maintenance and Other Improvements

LOCATION Vandagriff Way and Fairway Drive

STRATEGIC PLAN GOAL Sound Infrastructure: Sustain high quality service delivery by investing in public infrastructure, including parks, buildings, equipment, roads, and technology.

DESCRIPTION

Resurfacing and repair of dilapidated Eagle Glen Radio tower access road.

JUSTIFICATION

Road requires resurfacing to provide safe vehicle access for employees to conduct routine maintenance at the Eagle Glen radio tower.

CURRENT STATUS

Project is ongoing.

OPERATING BUDGET IMPACT

No operating budget impact associated with this project.

GRANT AND OTHER FUNDING OPPORTUNITIES

No grant or other funding opportunities.

FY 2022 - 2026 CAPITAL IMPROVEMENT PLAN

FUNDING SOURCE	EST. CARRYOVER FUNDING	FY 2022	FY 2023	FY 2024	FY 2025	FY 2026	TOTAL
110 - GENERAL FUND	28,776						28,776
567 - RECLAIMED WATER UTILITY	4,316						4,316
570 - WATER UTILITY	19,424						19,424
572 - WATER RECLAMATION UTILITY	19,424						19,424
TOTAL	**71,940**						**71,940**

FUNDING, BY FISCAL YEAR

FY 2022 FUNDING, BY FUND

FY 2022 FY 2023 FY 2024 FY 2025 FY 2026

PROJECT NUMBER 65310 — EMERGENCY GENERATORS

PROGRAM Water

ADMINISTERING DEPARTMENT DEPT OF WATER AND POWER

PROGRAM CATEGORY Water - General Safety, Maintenance and Other Improvements

LOCATION Various Locations

STRATEGIC PLAN GOAL Sound Infrastructure: Sustain high quality service delivery by investing in public infrastructure, including parks, buildings, equipment, roads, and technology.

DESCRIPTION

This project will install emergency back-up generators for critical DWP facilities.

JUSTIFICATION

The project will install emergency backup generators that are critical to DWP facilities. These generators will ensure continuous operation in the event of a power outage.

CURRENT STATUS

The construction of the Garretson generator has been completed. This project is ongoing to address multiple generators at various DWP facilities.

OPERATING BUDGET IMPACT

Each generator will have maintenance costs. Maintenance costs may be minimal in the beginning; however, upon aging, maintenance costs will increase. In addition, there would be costs to the city to maintain the generator, such as permitting and licensing, fuel costs, etc.

GRANT AND OTHER FUNDING OPPORTUNITIES

There are no known grants or other funding opportunities; however, the department will continue to explore new funding opportunities.

		FY 2022 - 2026 CAPITAL IMPROVEMENT PLAN					
FUNDING SOURCE	**EST. CARRYOVER FUNDING**	**FY 2022**	**FY 2023**	**FY 2024**	**FY 2025**	**FY 2026**	**TOTAL**
570 - WATER UTILITY	552,978	510,000	520,200	-	-	-	1,583,178
TOTAL	**552,978**	**510,000**	**520,200**	**-**	**-**	**-**	**1,583,178**

FUNDING, BY FISCAL YEAR

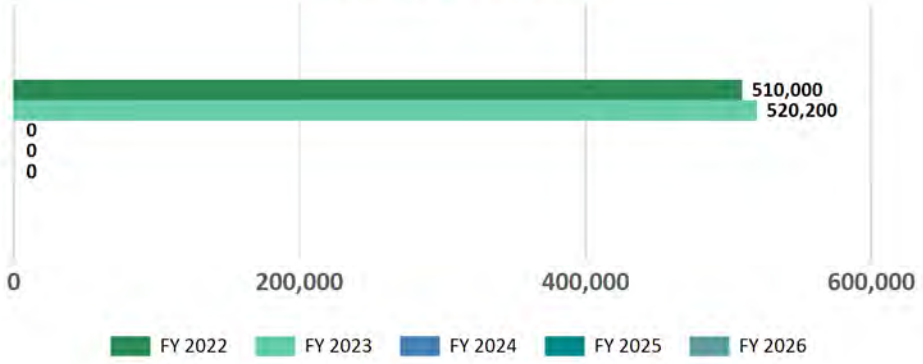

FY 2022 FUNDING, BY FUND

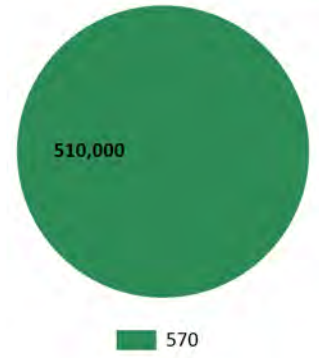

PROJECT NUMBER 76000 — FLOW METER UPGRADE

PROGRAM Water

ADMINISTERING DEPARTMENT DEPT OF WATER AND POWER

PROGRAM CATEGORY Water - General Safety, Maintenance and Other Improvements

LOCATION Various locations

STRATEGIC PLAN GOAL Sound Infrastructure: Sustain high quality service delivery by investing in public infrastructure, including parks, buildings, equipment, roads, and technology.

DESCRIPTION

Project will replace and upgrade existing flow meters at various sites throughout the City.

JUSTIFICATION

The current meter replacements are obsolete. These need to be updated for accurate flow measuring. By completing this project, the City will achieve a more accurate flow reading and permit compliance.

CURRENT STATUS

This project is in construction.

OPERATING BUDGET IMPACT

The flow meters require calibration. Additionally, there is preventative and corrective maintenance costs associated with the flow meters.

GRANT AND OTHER FUNDING OPPORTUNITIES

There are no known grants or other funding opportunities.

FY 2022 - 2026 CAPITAL IMPROVEMENT PLAN

FUNDING SOURCE	EST. CARRYOVER FUNDING	FY 2022	FY 2023	FY 2024	FY 2025	FY 2026	TOTAL
567 - RECLAIMED WATER UTILITY	-	50,000	-	-	-	-	50,000
570 - WATER UTILITY	140	103,000	105,060	107,162	109,305	50,000	474,667
572 - WATER RECLAMATION UTILITY	123,108	153,000	105,060	107,162	109,305	50,000	647,635
TOTAL	**123,248**	**306,000**	**210,120**	**214,324**	**218,610**	**100,000**	**1,172,302**

FUNDING, BY FISCAL YEAR

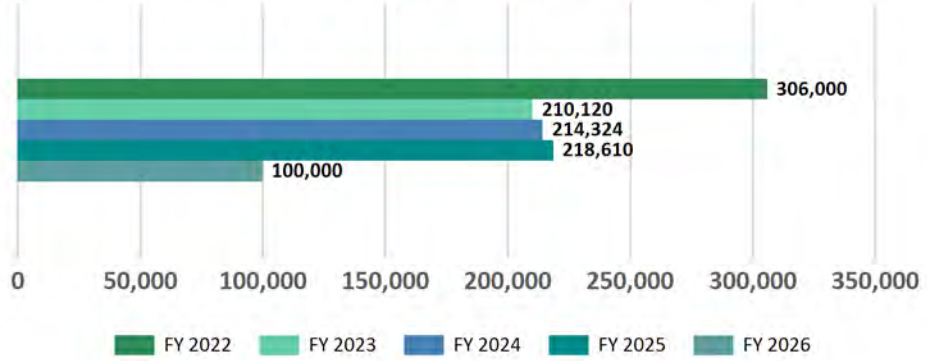

FY 2022 FUNDING, BY FUND

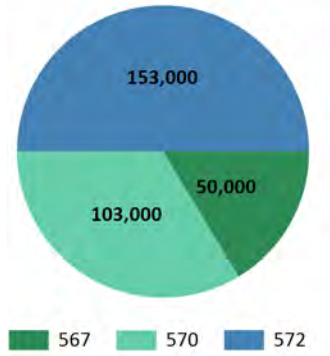

PROJECT NUMBER 73910 — GENERATOR DPF AT WELL 22 AND LESTER WTP

PROGRAM Water

ADMINISTERING DEPARTMENT DEPT OF WATER AND POWER

PROGRAM CATEGORY Water - General Safety, Maintenance and Other Improvements

LOCATION Lester Water Treatment Plant

STRATEGIC PLAN GOAL Sound Infrastructure: Sustain high quality service delivery by investing in public infrastructure, including parks, buildings, equipment, roads, and technology.

DESCRIPTION

This project will purchase new generator for Well 22 and Lester WTP as existing generators are aging.

JUSTIFICATION

This project needs to be completed because we are in violation.

CURRENT STATUS

This project is in planning status.

OPERATING BUDGET IMPACT

Generator maintenance is a currently budgeted for item under the maintenance budget. Because this is a replacement of an existing generator, this project will have a little operating impact. In the beginning, the maintenance would be minimal; however, as the generator begins to age, the maintenance costs may increase. Typical generator costs include licensing, fuel, inspections, etc.

GRANT AND OTHER FUNDING OPPORTUNITIES

There are no known grants or other funding opportunities.

		FY 2022 - 2026 CAPITAL IMPROVEMENT PLAN					
FUNDING SOURCE	**EST. CARRYOVER FUNDING**	**FY 2022**	**FY 2023**	**FY 2024**	**FY 2025**	**FY 2026**	**TOTAL**
570 - WATER UTILITY	700,000	-	-	-	-	-	700,000
TOTAL	**700,000**	**-**	**-**	**-**	**-**	**-**	**700,000**

FUNDING, BY FISCAL YEAR

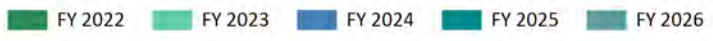

FY 2022 FUNDING, BY FUND

PROJECT NUMBER 72820 GRAPE HILL TELECOMMUNICATIONS TOWER NO. 2

PROGRAM Water

ADMINISTERING DEPARTMENT DEPT OF WATER AND POWER

PROGRAM CATEGORY Water - Supervisory Control and Data Acquisition (SCADA)

LOCATION Grape Hill Radio Tower

STRATEGIC PLAN GOAL Sound Infrastructure: Sustain high quality service delivery by investing in public infrastructure, including parks, buildings, equipment, roads, and technology.

DESCRIPTION

The project will design a 90 feet telecommunication tower. The tower will be constructed to 60 feet high for this project with the capability of being extended to 90 feet high as a future project.

JUSTIFICATION

The existing communications tower has reached a near maximum capacity for radio infrastructure. As the City continues to enhance its radio and wireless communications, there is a need to install a second tower on the property.

CURRENT STATUS

This project is in construction.

OPERATING BUDGET IMPACT

The new communications tower would require annual maintenance, including preventative maintenance inspections, FCC licensing, and repairs of the equipment as needed.

GRANT AND OTHER FUNDING OPPORTUNITIES

There are no known grants or other funding opportunities.

		FY 2022 - 2026 CAPITAL IMPROVEMENT PLAN					
FUNDING SOURCE	**EST. CARRYOVER FUNDING**	**FY 2022**	**FY 2023**	**FY 2024**	**FY 2025**	**FY 2026**	**TOTAL**
110 - GENERAL FUND	19,396	-	-	-	-	-	19,396
567 - RECLAIMED WATER UTILITY	12,340	-	-	-	-	-	12,340
570 - WATER UTILITY	43,240	-	-	-	-	-	43,240
572 - WATER RECLAMATION UTILITY	51,397	-	-	-	-	-	51,397
578 - ELECTRIC UTILITY	1,833	-	-	-	-	-	1,833

681 - INFORMATION TECHNOLOGY	9,256	-	-	-	-	-	9,256
TOTAL	**137,462**	**-**	**-**	**-**	**-**	**-**	**137,462**

FUNDING, BY FISCAL YEAR

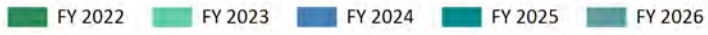

FY 2022 FUNDING, BY FUND

PROJECT NUMBER 68570 — HIDDEN SPRINGS ROAD WATERLINE

PROGRAM Water

ADMINISTERING DEPARTMENT DEPT OF WATER AND POWER

PROGRAM CATEGORY Water - Transmission and Distribution Pipelines

LOCATION Hidden Springs Road

STRATEGIC PLAN GOAL Sound Infrastructure: Sustain high quality service delivery by investing in public infrastructure, including parks, buildings, equipment, roads, and technology.

DESCRIPTION

The Hidden Springs Road Waterline Project will design and construct 16-inch Ductile Iron Pipe (DIP) in Hidden Springs Road from Prairie Circle to Tejon Circle.

JUSTIFICATION

The Hidden Springs Road Waterline Project will design and construct 16-inch Ductile Iron Pipe (DIP) in Hidden Springs Road from Prairie Circle to Tejon Circle. The new pipeline will increase circulation and improve water quality.

CURRENT STATUS

This project is planned for future years.

OPERATING BUDGET IMPACT

Maintenance costs will increase for the new line as it ages. Typical maintenance for these waterlines is placed in the operational CIP (71930570) and can include items such as materials, labor, equipment rentals, and staff time.

GRANT AND OTHER FUNDING OPPORTUNITIES

There are no known grants or other funding opportunities.

		FY 2022 - 2026 CAPITAL IMPROVEMENT PLAN					
FUNDING SOURCE	**EST. CARRYOVER FUNDING**	**FY 2022**	**FY 2023**	**FY 2024**	**FY 2025**	**FY 2026**	**TOTAL**
570 - WATER UTILITY	17,165	-	-	-	-	-	17,165
TOTAL	**17,165**	**-**	**-**	**-**	**-**	**-**	**17,165**

FUNDING, BY FISCAL YEAR

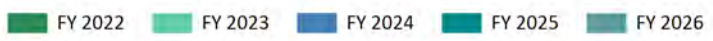

FY 2022 FUNDING, BY FUND

PROJECT NUMBER 68520 — KEITH WATER STORAGE TANK

PROGRAM Water

ADMINISTERING DEPARTMENT DEPT OF WATER AND POWER

PROGRAM CATEGORY Water - Quality, Supply and Storage

LOCATION Keith Street

STRATEGIC PLAN GOAL Sound Infrastructure: Sustain high quality service delivery by investing in public infrastructure, including parks, buildings, equipment, roads, and technology.

DESCRIPTION

The Keith Water Storage Tank project will construct a 2.5 MG 1220-Zone pre-stressed concrete potable water tank to support the Arantine Hills development and provide additional 1220-Zone potable water storage. The project will include offsite improvements such as potable water transmission main, storm drain line, and reclaimed waterline.

JUSTIFICATION

The 1220 Zone potable water tank will provide operational, fire, and emergency water storage for the 1220 Zone and Arantine Hills Development.

CURRENT STATUS

This project is in construction.

OPERATING BUDGET IMPACT

This is not an existing facility within the City. The Department will begin to incur new operational and maintenance costs for the booster pump station. Typical maintenance costs include mechanical/electrical supplies and equipment, tank inspection and cleaning, etc.

GRANT AND OTHER FUNDING OPPORTUNITIES

There are no known grants or other funding opportunities.

		FY 2022 - 2026 CAPITAL IMPROVEMENT PLAN					
FUNDING SOURCE	**EST. CARRYOVER FUNDING**	**FY 2022**	**FY 2023**	**FY 2024**	**FY 2025**	**FY 2026**	**TOTAL**
507 - WATER CAPACITY	2,029,151	-	-	-	-	-	2,029,151
TOTAL	**2,029,151**	**-**	**-**	**-**	**-**	**-**	**2,029,151**

FUNDING, BY FISCAL YEAR

FY 2022 FUNDING, BY FUND

FY 2022 FY 2023 FY 2024 FY 2025 FY 2026

507

PROJECT NUMBER 76010 — LESTER BACKWASH BASIN

PROGRAM Water

ADMINISTERING DEPARTMENT DEPT OF WATER AND POWER

PROGRAM CATEGORY Water - General Safety, Maintenance and Other Improvements

LOCATION Lester Water Treatment Plant

STRATEGIC PLAN GOAL Sound Infrastructure: Sustain high quality service delivery by investing in public infrastructure, including parks, buildings, equipment, roads, and technology.

DESCRIPTION

This project will construct a perimeter CMU wall and perimeter post and cable railing on top of perimeter CMU wall. In addition, it will install light pole at south-west side of the basin and construct a larger backwash basin with new VFD's, pumps, and piping.

JUSTIFICATION

By completing this CIP, we can improve backwash water storage, limit filter backwash stacking, utilize/reclaim more backwash water and control backwash water levels. Consequences if not completed include: lowered plant performance/production and increased water waste.

CURRENT STATUS

This project is expected to begin in Fiscal Year 2022.

OPERATING BUDGET IMPACT

This project may have an effect on the operating budget. If the proper effluent drain can be constructed, the Department will not need to pay for basin cleanout.

GRANT AND OTHER FUNDING OPPORTUNITIES

There are no known grants or other funding opportunities.

FY 2022 - 2026 CAPITAL IMPROVEMENT PLAN

FUNDING SOURCE	EST. CARRYOVER FUNDING	FY 2022	FY 2023	FY 2024	FY 2025	FY 2026	TOTAL
570 - WATER UTILITY	25,842	-	-	-	-	-	25,842
TOTAL	**25,842**	**-**	**-**	**-**	**-**	**-**	**25,842**

FUNDING, BY FISCAL YEAR

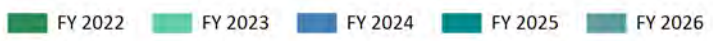

FY 2022 FUNDING, BY FUND

PROJECT NUMBER 68170 — LESTER INLET VALVE RELOCATION

PROGRAM Water

ADMINISTERING DEPARTMENT DEPT OF WATER AND POWER

PROGRAM CATEGORY Water - General Safety, Maintenance and Other Improvements

LOCATION Lester Water Treatment Plant

STRATEGIC PLAN GOAL Sound Infrastructure: Sustain high quality service delivery by investing in public infrastructure, including parks, buildings, equipment, roads, and technology.

DESCRIPTION

The project will relocate a valve onto property into an open vault with staircase powered by plant generation.

JUSTIFICATION

By completing this CIP, plant performance and redundancy would improve. In the event of a power outage there will be no way to regulate the flow control valve; service of the antiquated existing flow control valve could be difficult due to vault limitations.

CURRENT STATUS

This project is expected to begin in Fiscal Year 2022.

OPERATING BUDGET IMPACT

There would be no effect on the operating budget. The inlet valve is a currently budgeted for item; this project would only move the location of the inlet valve.

GRANT AND OTHER FUNDING OPPORTUNITIES

There are no known grants or other funding opportunities.

		FY 2022 - 2026 CAPITAL IMPROVEMENT PLAN					
FUNDING SOURCE	**EST. CARRYOVER FUNDING**	**FY 2022**	**FY 2023**	**FY 2024**	**FY 2025**	**FY 2026**	**TOTAL**
570 - WATER UTILITY	-	-	351,619	-	-	-	351,619
TOTAL	**-**	**-**	**351,619**	**-**	**-**	**-**	**351,619**

FUNDING, BY FISCAL YEAR

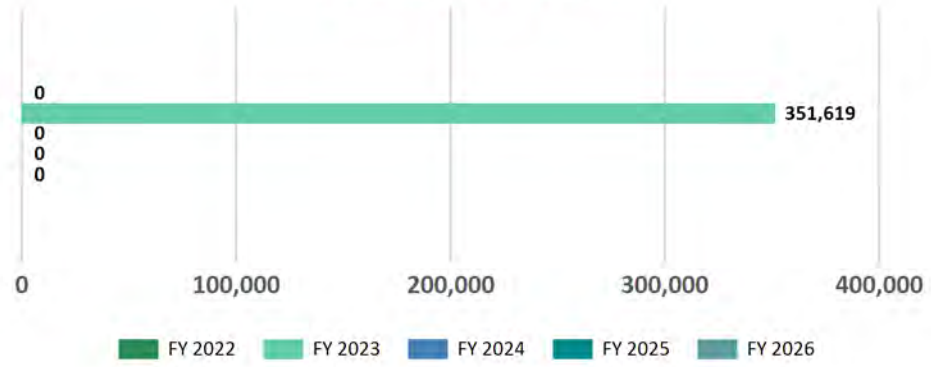

FY 2022 FUNDING, BY FUND

PROJECT NUMBER 68180 — LESTER POST DISINFECTION STATION

PROGRAM Water

ADMINISTERING DEPARTMENT DEPT OF WATER AND POWER

PROGRAM CATEGORY Water - General Safety, Maintenance and Other Improvements

LOCATION Lester Water Treatment Plant

STRATEGIC PLAN GOAL Sound Infrastructure: Sustain high quality service delivery by investing in public infrastructure, including parks, buildings, equipment, roads, and technology.

DESCRIPTION

This project will relocate the post disinfection injection point onto 30" filter effluent line between filters and Contact Chlorine Basin, as well as install two injectors.

JUSTIFICATION

By completing this CIP, filters 5 and 6 would be able to run independently. They would have better mixing, effluent metering, and improved chlorine application. Consequences, however, for not completing the project include: poor chemical mixing; no combined effluent metering; and less options when running filters

CURRENT STATUS

This project is in planning status.

OPERATING BUDGET IMPACT

There would be no effect on the operating budget. The post disinfection station is a currently budgeted for item; this project would only move the location of it.

GRANT AND OTHER FUNDING OPPORTUNITIES

There are no known grants or other funding opportunities.

		FY 2022 - 2026 CAPITAL IMPROVEMENT PLAN					
FUNDING SOURCE	**EST. CARRYOVER FUNDING**	**FY 2022**	**FY 2023**	**FY 2024**	**FY 2025**	**FY 2026**	**TOTAL**
570 - WATER UTILITY	284,158	-	-	-	-	-	284,158
TOTAL	**284,158**	**-**	**-**	**-**	**-**	**-**	**284,158**

FUNDING, BY FISCAL YEAR

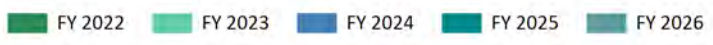

FY 2022 FUNDING, BY FUND

PROJECT NUMBER 71500 — LINCOLN AVENUE RECLAIMED WATERLINE - RAILROAD TO SR-91

PROGRAM Water

ADMINISTERING DEPARTMENT DEPT OF WATER AND POWER

PROGRAM CATEGORY Reclaimed Water - Transmission and Distribution Pipelines

LOCATION Lincoln Avenue and Foothill Parkway

STRATEGIC PLAN GOAL Sound Infrastructure: Sustain high quality service delivery by investing in public infrastructure, including parks, buildings, equipment, roads, and technology.

DESCRIPTION

The project will construct 2,500 LF of 8" DIP reclaimed waterline in Lincoln Ave from Railroad to SR 91.

JUSTIFICATION

The project will install reclaimed water pipeline along Lincoln Ave between Railroad Street and Pomona Road. The new pipeline will provide reclaimed water to irrigate existing landscape parked ways and provide future expansion capabilities of the reclaimed water system.

CURRENT STATUS

The project will not be constructed at this time.

OPERATING BUDGET IMPACT

There will be maintenance costs associated with maintaining the new reclaimed waterline. Items typical in the Reclaimed Water Infrastructure budget include supplies, valve assessment and exercising, and utility marking.

GRANT AND OTHER FUNDING OPPORTUNITIES

The project is partially funded by the Bureau of Reclamation's Title XVI grant.

		FY 2022 - 2026 CAPITAL IMPROVEMENT PLAN					
FUNDING SOURCE	**EST. CARRYOVER FUNDING**	**FY 2022**	**FY 2023**	**FY 2024**	**FY 2025**	**FY 2026**	**TOTAL**
567 - RECLAIMED WATER UTILITY	17,689	-	-	-	-	-	17,689
571 - WATER UTILITY GRANT/AGREEMENT	5,897	-	-	-	-	-	5,897
TOTAL	**23,586**	**-**	**-**	**-**	**-**	**-**	**23,586**

FUNDING, BY FISCAL YEAR

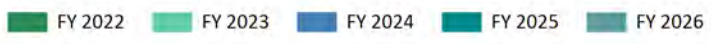

FY 2022 FUNDING, BY FUND

PROJECT NUMBER AUTO - 9 LINCOLN FOOTHILL RECLAIMED PIPELINE

PROGRAM Water

ADMINISTERING DEPARTMENT DEPT OF WATER AND POWER

PROGRAM CATEGORY Reclaimed Water - Transmission and Distribution Pipelines

LOCATION Lincoln Avenue and Foothill Parkway

STRATEGIC PLAN GOAL Sound Infrastructure: Sustain high quality service delivery by investing in public infrastructure, including parks, buildings, equipment, roads, and technology.

DESCRIPTION

This project will convert 12.5 GPM (20.2 AFY) of potable water demand for irrigation to reclaimed water demand. It involves connecting to an existing 20-inch transmission main, installing approximately 2,700 LF of new 12-inch pipe, installing 3 new fire hydrants, 1 new meter, and reconnecting 6 existing Landscape Maintenance District (LMD) meters.

JUSTIFICATION

This project will result in the more efficient use of potable water. It will place less demand on the amount of potable water and use reclaimed water in its place.

CURRENT STATUS

This project is planned for future years.

OPERATING BUDGET IMPACT

This project will have an effect on the operating budget. Maintenance costs may decrease as the amount of potable water pipeline is reduced. Additionally, maintenance will increase as the reclaimed water system is expanded and more pipeline is added to the system.

GRANT AND OTHER FUNDING OPPORTUNITIES

The department is currently working with the Bureau of Reclamation and anticipate possible Title XVI funding for this project.

		FY 2022 - 2026 CAPITAL IMPROVEMENT PLAN					
FUNDING SOURCE	**EST. CARRYOVER FUNDING**	**FY 2022**	**FY 2023**	**FY 2024**	**FY 2025**	**FY 2026**	**TOTAL**
567 - RECLAIMED WATER UTILITY	-	-	-	-	563,250	-	563,250
571 - WATER UTILITY GRANT/AGREEMENT	-	-	-	-	187,750	-	187,750
TOTAL	**-**	**-**	**-**	**-**	**751,000**	**-**	**751,000**

FUNDING, BY FISCAL YEAR

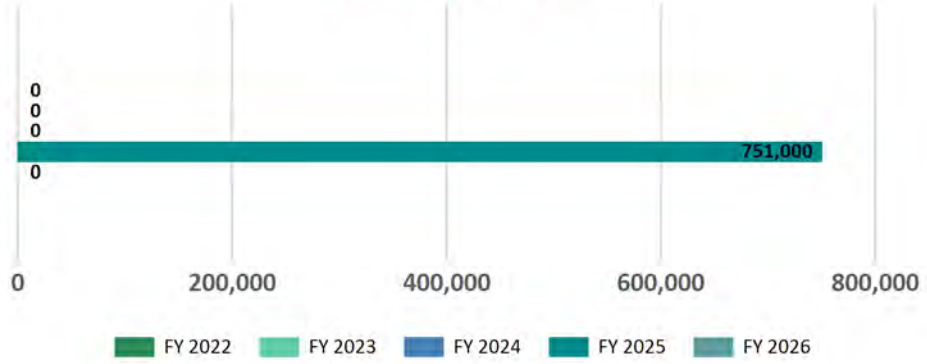

FY 2022 FUNDING, BY FUND

PROJECT NUMBER 65890 — MANGULAR BLENDING FACILITY

PROGRAM Water

ADMINISTERING DEPARTMENT DEPT OF WATER AND POWER

PROGRAM CATEGORY Water - Quality, Supply and Storage

LOCATION Southwest Corner of Ontario Avenue and Mangular Avenue

STRATEGIC PLAN GOAL Sound Infrastructure: Sustain high quality service delivery by investing in public infrastructure, including parks, buildings, equipment, roads, and technology.

DESCRIPTION

The project will construct a dual-zone potable water pump station and blending facilities at the Mangular Tank.

JUSTIFICATION

The Mangular Blending Facility will blend treated potable water and well water to reduce nitrate concentrations and pump blended water to the 1060-Zone and 1220-Zone distribution systems.

CURRENT STATUS

This project is currently in construction.

OPERATING BUDGET IMPACT

This will be a new facility that has not existed within the City prior. The City would incur operation and maintenance costs that are similar to the Garretson Blend Station - these would be new costs to the City.

GRANT AND OTHER FUNDING OPPORTUNITIES

There are no known grants or other funding opportunities.

		FY 2022 - 2026 CAPITAL IMPROVEMENT PLAN					
FUNDING SOURCE	**EST. CARRYOVER FUNDING**	**FY 2022**	**FY 2023**	**FY 2024**	**FY 2025**	**FY 2026**	**TOTAL**
453 - 2012 WATER REV BONDS PROJECT	3,852,522	-	-	-	-	-	3,852,522
570 - WATER UTILITY	6,623,908	-	-	-	-	-	6,623,908
TOTAL	**10,476,430**	**-**	**-**	**-**	**-**	**-**	**10,476,430**

FUNDING, BY FISCAL YEAR

FY 2022 FUNDING, BY FUND

PROJECT NUMBER 71870 METER REPLACEMENT

PROGRAM Water

ADMINISTERING DEPARTMENT DEPT OF WATER AND POWER

PROGRAM CATEGORY Water - General Safety, Maintenance and Other Improvements

LOCATION Various

STRATEGIC PLAN GOAL Sound Infrastructure: Sustain high quality service delivery by investing in public infrastructure, including parks, buildings, equipment, roads, and technology.

DESCRIPTION

The meter replacement project will replace water and electric meters throughout the City per year.

JUSTIFICATION

Although there is not a standard of when the water meters should be replaced, the average expected life of a water meter is about 20 years. There is the potential to lose revenue by not replacing the old meters that may not be working accurately. There is the potential to lose revenue by not replacing the old meters that may not be working accurately.

CURRENT STATUS

This project is ongoing.

OPERATING BUDGET IMPACT

Continuing with the water meter replacement program ensures that we are capturing more accurate information on water consumption at the meter register. In turn, this will collect revenue more accurately. Electric: This project will have an effect on the operating budget. This project will save in meter reading costs. Additionally, replacement of bum meters will result in revenue increases.

GRANT AND OTHER FUNDING OPPORTUNITIES

There are no known grants or other funding opportunities.

		FY 2022 - 2026 CAPITAL IMPROVEMENT PLAN					
FUNDING SOURCE	**EST. CARRYOVER FUNDING**	**FY 2022**	**FY 2023**	**FY 2024**	**FY 2025**	**FY 2026**	**TOTAL**
570 - WATER UTILITY	977,628	927,000	945,540	104,040	110,409	-	3,064,617
578 - ELECTRIC UTILITY	25,000	20,000	-	-	-	-	45,000
TOTAL	**1,002,628**	**947,000**	**945,540**	**104,040**	**110,409**	**-**	**3,109,617**

FUNDING, BY FISCAL YEAR

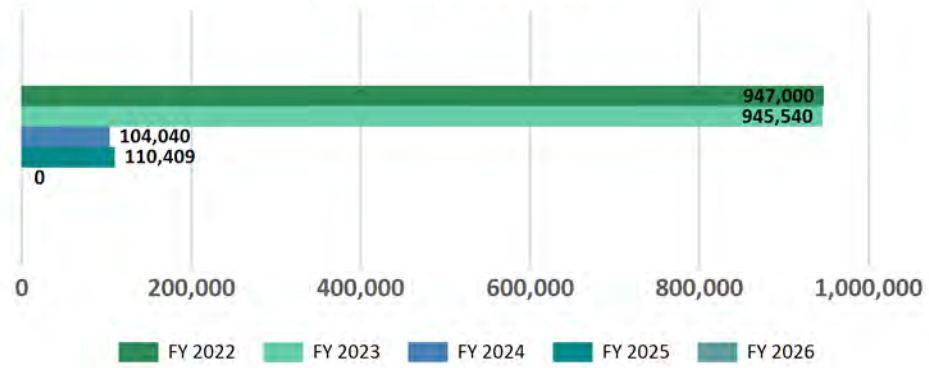

FY 2022 FUNDING, BY FUND

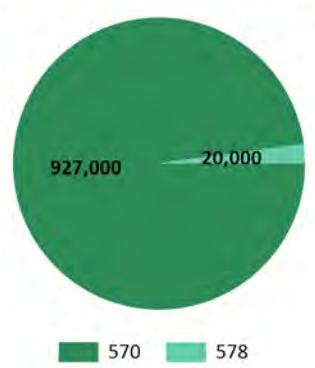

PROJECT NUMBER 70370 — OLD TEMESCAL ROAD RECLAIMED WATERLINE

PROGRAM Water

ADMINISTERING DEPARTMENT DEPT OF WATER AND POWER

PROGRAM CATEGORY Reclaimed Water - Transmission and Distribution Pipelines

LOCATION Old Temescal/Compton Avenue/Fullerton Avenue

STRATEGIC PLAN GOAL Sound Infrastructure: Sustain high quality service delivery by investing in public infrastructure, including parks, buildings, equipment, roads, and technology.

DESCRIPTION

This project proposes to extend the existing reclaimed water pipeline system by constructing a new 8" diameter reclaimed waterline and appurtenances in Old Temescal Road between Compton Ave and Fullerton Ave.

JUSTIFICATION

This project will increase local water supply through the use of reclaimed water.

CURRENT STATUS

The project is in design and design is expected to be completed in Fiscal Year 2022.

OPERATING BUDGET IMPACT

There will be maintenance costs associated with maintaining the new reclaimed waterline. Items typical in the Reclaimed Water Infrastructure budget include supplies, valve assessment and exercising, and utility marking.

GRANT AND OTHER FUNDING OPPORTUNITIES

This project is partially funded by Riverside County Flood Control and the Bureau of Reclamation's Title XVI grant.

FY 2022 - 2026 CAPITAL IMPROVEMENT PLAN

FUNDING SOURCE	EST. CARRYOVER FUNDING	FY 2022	FY 2023	FY 2024	FY 2025	FY 2026	TOTAL
567 - RECLAIMED WATER UTILITY	14,706	832,451	-	-	-	-	847,157
571 - WATER UTILITY GRANT/AGREEMENT	4,637	444,415	-	-	-	-	449,052
TOTAL	**19,344**	**1,276,866**	**-**	**-**	**-**	**-**	**1,296,210**

FUNDING, BY FISCAL YEAR

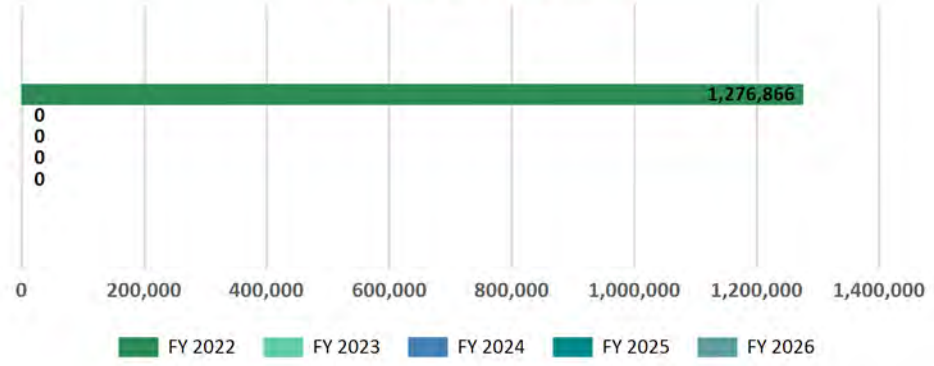

FY 2022 FUNDING, BY FUND

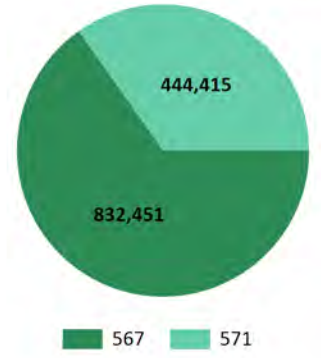

PROJECT NUMBER 70371 — OLD TEMESCAL ROAD RECLAIMED WATERLINE (RCFC)

PROGRAM Water

ADMINISTERING DEPARTMENT DEPT OF WATER AND POWER

PROGRAM CATEGORY Reclaimed Water - Transmission and Distribution Pipelines

LOCATION Old Temescal/Compton Avenue/Fullerton Avenue

STRATEGIC PLAN GOAL Sound Infrastructure: Sustain high quality service delivery by investing in public infrastructure, including parks, buildings, equipment, roads, and technology.

DESCRIPTION

This project proposes to extend the existing reclaimed water pipeline system by constructing a new 8" diameter reclaimed waterline and appurtenances in Old Temescal Road between Compton Ave and Fullerton Ave.

JUSTIFICATION

This project will increase local water supply through the use of reclaimed water.

CURRENT STATUS

The project is in design and design is expected to be completed in Fiscal Year 2022.

OPERATING BUDGET IMPACT

There will be maintenance costs associated with maintaining the new reclaimed waterline. Items typical in the Reclaimed Water Infrastructure budget include supplies, valve assessment and exercising, and utility marking.

GRANT AND OTHER FUNDING OPPORTUNITIES

This project is partially funded by Riverside County Flood Control and the Bureau of Reclamation's Title XVI grant.

FY 2022 - 2026 CAPITAL IMPROVEMENT PLAN

FUNDING SOURCE	EST. CARRYOVER FUNDING	FY 2022	FY 2023	FY 2024	FY 2025	FY 2026	TOTAL
571 - WATER UTILITY GRANT/AGREEMENT	-	500,000	-	-	-	-	500,000
TOTAL	**-**	**500,000**	**-**	**-**	**-**	**-**	**500,000**

FUNDING, BY FISCAL YEAR

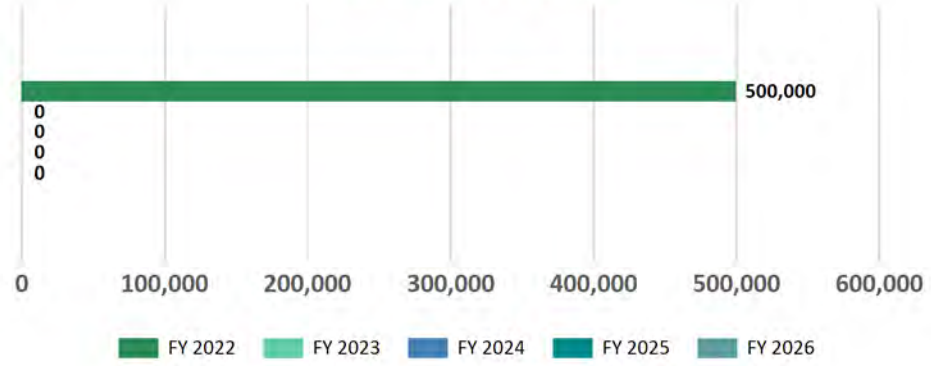

FY 2022 FUNDING, BY FUND

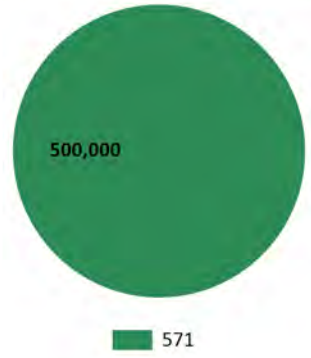

PROJECT NUMBER AUTO - 746 PAINT/COAT ABOVE GROUND WATER STORAGE TANKS

PROGRAM Water

ADMINISTERING DEPARTMENT DEPT OF WATER AND POWER

PROGRAM CATEGORY Water - General Safety, Maintenance and Other Improvements

LOCATION Various water storage tanks throughout the City

STRATEGIC PLAN GOAL Sound Infrastructure: Sustain high quality service delivery by investing in public infrastructure, including parks, buildings, equipment, roads, and technology.

DESCRIPTION

This project will paint and coat above ground water storage tanks throughout the City.

JUSTIFICATION

Water storage tanks can rust or fail if they receive any damage, chips, or nicks in the paint. If the paint is not properly maintained, it could lead to the need or construction of a new tank.

CURRENT STATUS

This project is expected to begin in Fiscal Year 2022.

OPERATING BUDGET IMPACT

Preventatively maintaining the state of the tank will reduce the probability of more costly maintenance.

GRANT AND OTHER FUNDING OPPORTUNITIES

There are no known grants or other funding opportunities.

		FY 2022 - 2026 CAPITAL IMPROVEMENT PLAN					
FUNDING SOURCE	**EST. CARRYOVER FUNDING**	**FY 2022**	**FY 2023**	**FY 2024**	**FY 2025**	**FY 2026**	**TOTAL**
570 - WATER UTILITY	-	20,000	100,000	-	-	-	120,000
TOTAL	**-**	**20,000**	**100,000**	**-**	**-**	**-**	**120,000**

FUNDING, BY FISCAL YEAR

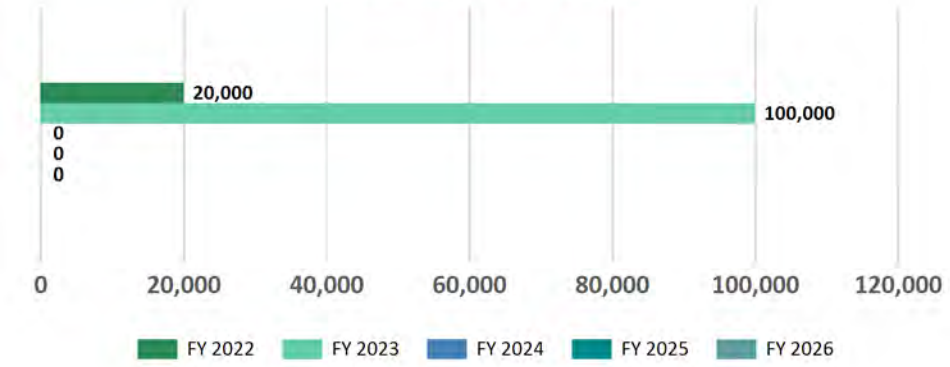

FY 2022 FUNDING, BY FUND

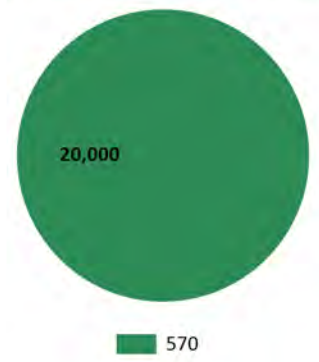

PROJECT NUMBER 77070 — POTBLE WATER MP UPD PGRM EIR

PROGRAM Water

ADMINISTERING DEPARTMENT DEPT OF WATER AND POWER

PROGRAM CATEGORY Water - Planning and Studies

LOCATION There is no location associated with this project.

STRATEGIC PLAN GOAL Sound Infrastructure: Sustain high quality service delivery by investing in public infrastructure, including parks, buildings, equipment, roads, and technology.

DESCRIPTION

The purpose of the Potable Water Master Plan (PWMP) Update is to assist the City with meeting its goals for potable water use by recommending the implementation of appropriate projects, programs, and additional studies. Pursuant to the latest California Environmental Quality Act (CEQA) Statute and Guidelines, the City must prepare a Environmental Impact Report (PEIR) to obtain approval and formal adoption of the PWMP Update.

JUSTIFICATION

The Potable Water Master Plan Update will identify deficiencies in the treatment and distribution system, develop a CIP projects list, and plan for infrastructure needed to support future development. The potable water plan was last updated in 2005 and there have since been major changes to the City's water infrastructure, including development projects and implementation of CIP projects, which has resulted in increased demand from new customers as the distribution system has expanded. The PWMP needs to be updated to account for these changes.

CURRENT STATUS

The preparation of the Environmental Impact Report is currently in progress.

OPERATING BUDGET IMPACT

Project will have no direct effect on the operating budget.

GRANT AND OTHER FUNDING OPPORTUNITIES

There are no known grants or other funding opportunities.

		FY 2022 - 2026 CAPITAL IMPROVEMENT PLAN					
FUNDING SOURCE	**EST. CARRYOVER FUNDING**	**FY 2022**	**FY 2023**	**FY 2024**	**FY 2025**	**FY 2026**	**TOTAL**
570 - WATER UTILITY	1,073,004	-	-	-	-	-	1,073,004
TOTAL	**1,073,004**	**-**	**-**	**-**	**-**	**-**	**1,073,004**

FUNDING, BY FISCAL YEAR

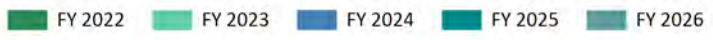

FY 2022 FUNDING, BY FUND

PROJECT NUMBER AUTO - 747 PUBLIC SAFETY POWER SHUTOFF SOP MODIFICATIONS

PROGRAM Water

ADMINISTERING DEPARTMENT DEPT OF WATER AND POWER

PROGRAM CATEGORY Water - General Safety, Maintenance and Other Improvements

LOCATION Various Locations

STRATEGIC PLAN GOAL Sound Infrastructure: Sustain high quality service delivery by investing in public infrastructure, including parks, buildings, equipment, roads, and technology.

DESCRIPTION

The Public Safety Power Shutoff (PSPS) Standard Operating Procedures recommends modifications to emergency generators to better prepare for public safety power shutoffs. This project will modify emergency generators at approximately 26 potable water sites.

JUSTIFICATION

This project will better prepare the City in the event of a public safety power shutoff. The project will modify emergency generators at approximately 26 potable water sites to ensure continuous operation during these events.

CURRENT STATUS

This project is expected to begin in Fiscal Year 2022.

OPERATING BUDGET IMPACT

There will be minor annual operating impacts. These generators are already in place and the modifications are only ensuring the continuous operation during a public safety power shut off.

GRANT AND OTHER FUNDING OPPORTUNITIES

There are no known grants or other funding opportunities.

		FY 2022 - 2026 CAPITAL IMPROVEMENT PLAN					
FUNDING SOURCE	**EST. CARRYOVER FUNDING**	**FY 2022**	**FY 2023**	**FY 2024**	**FY 2025**	**FY 2026**	**TOTAL**
570 - WATER UTILITY	-	78,000	78,000	-	-	-	156,000
TOTAL	**-**	**78,000**	**78,000**	**-**	**-**	**-**	**156,000**

FUNDING, BY FISCAL YEAR

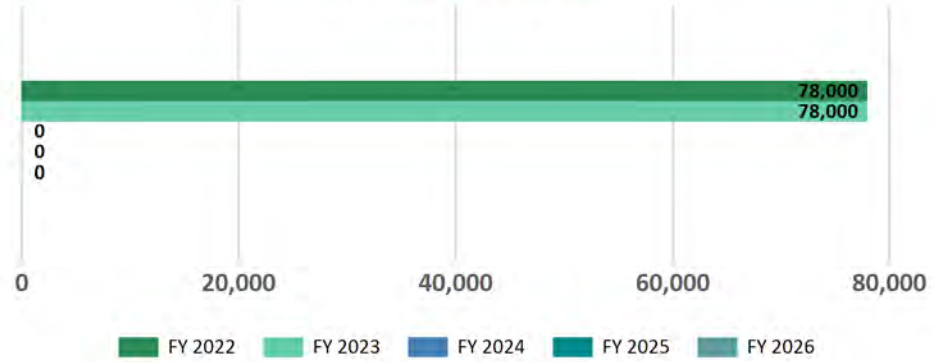

FY 2022 FUNDING, BY FUND



PROJECT NUMBER 72470 — R-3 POTABLE TANK PAVEMENT REPAIR

PROGRAM Water

ADMINISTERING DEPARTMENT DEPT OF WATER AND POWER

PROGRAM CATEGORY Water - General Safety, Maintenance and Other Improvements

LOCATION R-3 Potable Tank

STRATEGIC PLAN GOAL Sound Infrastructure: Sustain high quality service delivery by investing in public infrastructure, including parks, buildings, equipment, roads, and technology.

DESCRIPTION

The R-3 Potable Water Tank Pavement Repair project will remove failed asphalt concrete pavement, soil excavation to approximately 20 feet in depth to inspect and replace damaged drain pipe and remove any debris from drain line, placement of compacted fill to pavement base, placement of road base, and paving to finish grade. Additional work to include grind and overlay with new asphalt concrete on the paved road around the entire tank to establish positive drainage away from the tank.

JUSTIFICATION

The R-3 Tank paved access road has failed due to soil settlement, including significant settlement in the vicinity of the tank ring drain inspection manhole. If this is not addressed, drainage at the manhole will progressively get worse.

CURRENT STATUS

This project is in construction.

OPERATING BUDGET IMPACT

The R-3 tank is a currently budgeted for site. This project is taking place because of currently failing pavement. Once completed, the City should not expect to complete large corrective maintenance projects such as this one on a regular basis. It is a one-time project.

GRANT AND OTHER FUNDING OPPORTUNITIES

There are no known grants or other funding opportunities.

		FY 2022 - 2026 CAPITAL IMPROVEMENT PLAN					
FUNDING SOURCE	**EST. CARRYOVER FUNDING**	**FY 2022**	**FY 2023**	**FY 2024**	**FY 2025**	**FY 2026**	**TOTAL**
570 - WATER UTILITY	380,434	-	-	-	-	-	380,434
TOTAL	**380,434**	**-**	**-**	**-**	**-**	**-**	**380,434**

FUNDING, BY FISCAL YEAR

FY 2022 FUNDING, BY FUND

FY 2022 FY 2023 FY 2024 FY 2025 FY 2026

570

PROJECT NUMBER 73900 — RECLAIMED WATERLINE INFRASTRUCTURE

PROGRAM Water

ADMINISTERING DEPARTMENT DEPT OF WATER AND POWER

PROGRAM CATEGORY Reclaimed Water - Transmission and Distribution Pipelines

LOCATION Various locations

STRATEGIC PLAN GOAL Sound Infrastructure: Sustain high quality service delivery by investing in public infrastructure, including parks, buildings, equipment, roads, and technology.

DESCRIPTION

A CIP dedicated to the maintenance of reclaimed waterline infrastructure throughout the City.

JUSTIFICATION

If reclaimed waterline repairs are not completed on a timely basis, it may cause further damage to the infrastructure and exasperate costs.

CURRENT STATUS

This project is ongoing.

OPERATING BUDGET IMPACT

Completing reclaimed waterline infrastructure repairs ensure that the system is performing. This is an operational CIP and includes maintenance costs.

GRANT AND OTHER FUNDING OPPORTUNITIES

There are no known grants or other funding opportunities.

		FY 2022 - 2026 CAPITAL IMPROVEMENT PLAN					
FUNDING SOURCE	**EST. CARRYOVER FUNDING**	**FY 2022**	**FY 2023**	**FY 2024**	**FY 2025**	**FY 2026**	**TOTAL**
567 - RECLAIMED WATER UTILITY	65,749	56,650	57,783	58,939	60,118	61,320	360,559
TOTAL	**65,749**	**56,650**	**57,783**	**58,939**	**60,118**	**61,320**	**360,559**

FUNDING, BY FISCAL YEAR

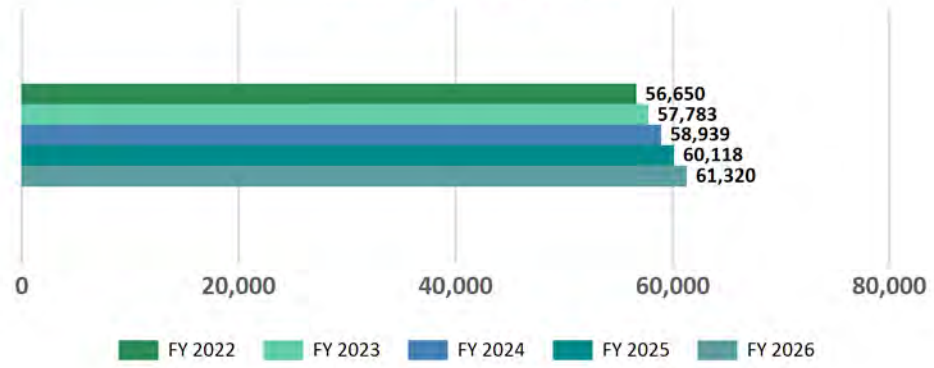

FY 2022 FUNDING, BY FUND

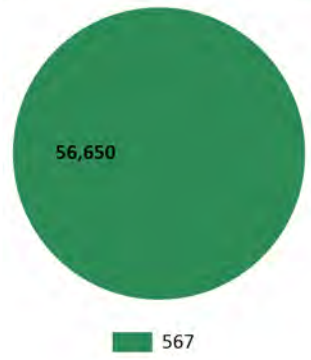

PROJECT NUMBER 68280 — REPIPE WELL 22

PROGRAM Water

ADMINISTERING DEPARTMENT DEPT OF WATER AND POWER

PROGRAM CATEGORY Water - General Safety, Maintenance and Other Improvements

LOCATION Well 22

STRATEGIC PLAN GOAL Sound Infrastructure: Sustain high quality service delivery by investing in public infrastructure, including parks, buildings, equipment, roads, and technology.

DESCRIPTION

This project will have the common well line reconstructed with new piping, gate valves, Bailey valve, air-vacs, "hot box" enclosures, new fencing, relocated hydrant, and the lot graded with new asphalt.

JUSTIFICATION

By completing this project, existing operational and site issues will be resolved to include replacing the high maintenance Cla-valve with a Bailey valve, mitigating noise from the pressure reducing valve, making the fire hydrant more accessible, and regrading and repaving the west side of the pump house to drain away from the pump house and towards the street.

CURRENT STATUS

This project is in planning status.

OPERATING BUDGET IMPACT

Well 22 is a currently budgeted for site. This project would effect the operating budget by improving the condition of assets at Well 22 and enhancing operational efficiencies.

GRANT AND OTHER FUNDING OPPORTUNITIES

There are no known grants or other funding opportunities.

		FY 2022 - 2026 CAPITAL IMPROVEMENT PLAN					
FUNDING SOURCE	**EST. CARRYOVER FUNDING**	**FY 2022**	**FY 2023**	**FY 2024**	**FY 2025**	**FY 2026**	**TOTAL**
570 - WATER UTILITY	97,154	678,992	-	-	-	-	776,146
TOTAL	**97,154**	**678,992**	**-**	**-**	**-**	**-**	**776,146**

FUNDING, BY FISCAL YEAR

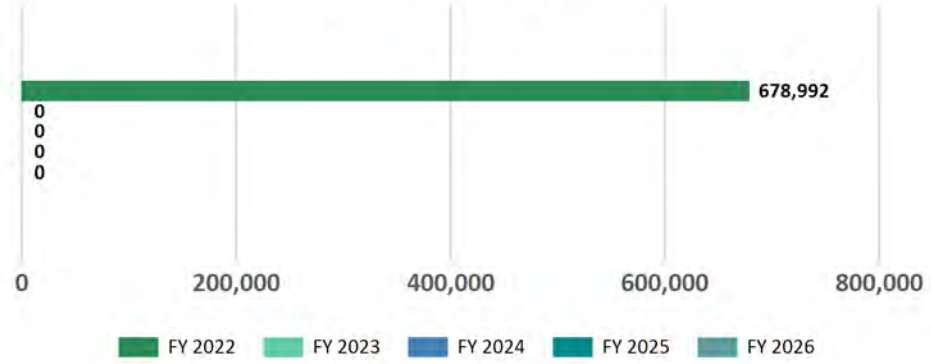

FY 2022 FUNDING, BY FUND

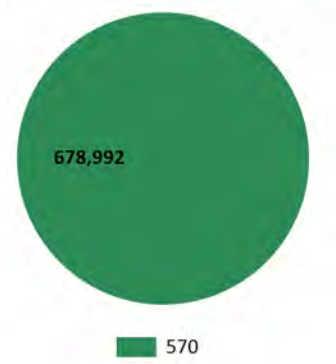

PROJECT NUMBER 69980 — RESIDENTIAL TURF REMOVAL REBATE PROJECT

PROGRAM Water

ADMINISTERING DEPARTMENT DEPT OF WATER AND POWER

PROGRAM CATEGORY Water - General Safety, Maintenance and Other Improvements

LOCATION Various

STRATEGIC PLAN GOAL Sound Infrastructure: Sustain high quality service delivery by investing in public infrastructure, including parks, buildings, equipment, roads, and technology.

DESCRIPTION

The turf removal project provides additional funding to incentivize residents to remove ornamental turf.

JUSTIFICATION

The project encourages resident to switch out high water using turf to save water.

CURRENT STATUS

This project is ongoing.

OPERATING BUDGET IMPACT

This would have no effect on the operating budget.

GRANT AND OTHER FUNDING OPPORTUNITIES

There are no known grants or other funding opportunities.

FY 2022 - 2026 CAPITAL IMPROVEMENT PLAN

FUNDING SOURCE	EST. CARRYOVER FUNDING	FY 2022	FY 2023	FY 2024	FY 2025	FY 2026	TOTAL
570 - WATER UTILITY	921,180	-	-	-	-	-	921,180
TOTAL	**921,180**	**-**	**-**	**-**	**-**	**-**	**921,180**

FUNDING, BY FISCAL YEAR

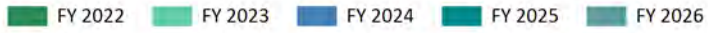

FY 2022 FUNDING, BY FUND

PROJECT NUMBER 71860 — RIVER RD RWL-CORYDON-LINCOLN

PROGRAM Water

ADMINISTERING DEPARTMENT DEPT OF WATER AND POWER

PROGRAM CATEGORY Reclaimed Water - Transmission and Distribution Pipelines

LOCATION River Road/Corydon/Lincoln

STRATEGIC PLAN GOAL Sound Infrastructure: Sustain high quality service delivery by investing in public infrastructure, including parks, buildings, equipment, roads, and technology.

DESCRIPTION

The project will construct 7,800 LF of 8" DIP reclaimed waterline in River Road from Corydon to Lincoln.

JUSTIFICATION

The project will construct a reclaimed water pipeline along River Road between Corydon Ave and Lincoln Ave. The project will be used for reclaimed water irrigation to existing parkways, parks, and schools.

CURRENT STATUS

This project is in planning status.

OPERATING BUDGET IMPACT

There will be maintenance costs associated with maintaining the new reclaimed waterline. Items typical in the Reclaimed Water Infrastructure budget include supplies, valve assessment and exercising, and utility marking.

GRANT AND OTHER FUNDING OPPORTUNITIES

The department is currently working with the Bureau of Reclamation and anticipate possible Title XVI funding for this project.

FY 2022 - 2026 CAPITAL IMPROVEMENT PLAN

FUNDING SOURCE	EST. CARRYOVER FUNDING	FY 2022	FY 2023	FY 2024	FY 2025	FY 2026	TOTAL
567 - RECLAIMED WATER UTILITY	-	-	2,898,000	-	-	-	2,898,000
571 - WATER UTILITY GRANT/AGREEMENT	-	-	966,000	-	-	-	966,000
TOTAL	**-**	**-**	**3,864,000**	**-**	**-**	**-**	**3,864,000**

FUNDING, BY FISCAL YEAR

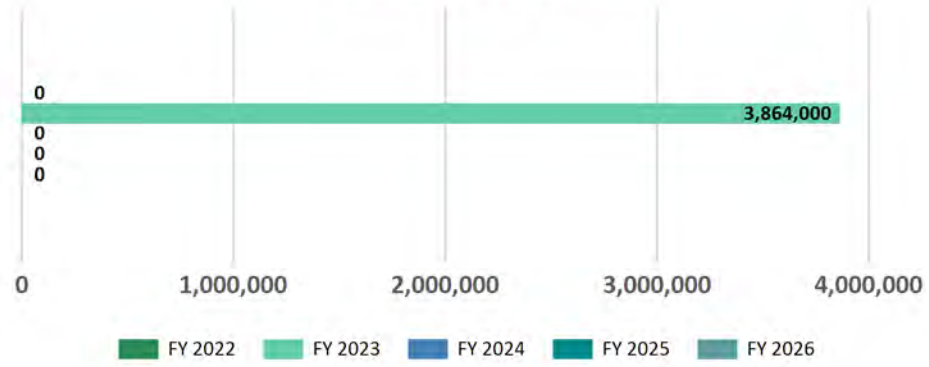

FY 2022 FUNDING, BY FUND

PROJECT NUMBER 70390 — SCADA BACKBONE LICENSED RADIO INSTALLATION

PROGRAM Water

ADMINISTERING DEPARTMENT DEPT OF WATER AND POWER

PROGRAM CATEGORY Water - Supervisory Control and Data Acquisition (SCADA)

LOCATION Water Reclamation Facility #1

STRATEGIC PLAN GOAL Sound Infrastructure: Sustain high quality service delivery by investing in public infrastructure, including parks, buildings, equipment, roads, and technology.

DESCRIPTION

The SCADA Backbone Radio project will install licensed backbone radios for SCADA network. Project includes Federal Communications Commission (FCC) coordination and configuration, microwave equipment and labor to install 11 licensed microwave links, and site specific hardware and battery system.

JUSTIFICATION

With the completion of the Water Reclamation Facility #1 tower, there will need to be infrastructure in place to install equipment needed to complete the network as detailed in the DWP SCADA master plan. This project will install licensed backbone radios for the SCADA network.

CURRENT STATUS

This project equipment installation is in progress.

OPERATING BUDGET IMPACT

There will be maintenance costs associated with this project once completed, including annual preventative maintenance inspections, FCC licenses and renewals, etc.

GRANT AND OTHER FUNDING OPPORTUNITIES

There are no known grants or other funding opportunities.

		FY 2022 - 2026 CAPITAL IMPROVEMENT PLAN					
FUNDING SOURCE	**EST. CARRYOVER FUNDING**	**FY 2022**	**FY 2023**	**FY 2024**	**FY 2025**	**FY 2026**	**TOTAL**
567 - RECLAIMED WATER UTILITY	5,282	-	-	-	-	-	5,282
570 - WATER UTILITY	67,082	-	-	-	-	-	67,082
572 - WATER RECLAMATION UTILITY	67,438	-	-	-	-	-	67,438
TOTAL	**139,802**	**-**	**-**	**-**	**-**	**-**	**139,802**

FUNDING, BY FISCAL YEAR

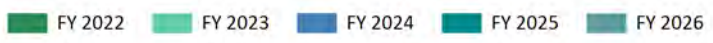

FY 2022 FUNDING, BY FUND

PROJECT NUMBER 69820 — SCADA PANEL REPLACEMENT

PROGRAM Water

ADMINISTERING DEPARTMENT DEPT OF WATER AND POWER

PROGRAM CATEGORY Water - Supervisory Control and Data Acquisition (SCADA)

LOCATION Various Locations

STRATEGIC PLAN GOAL Sound Infrastructure: Sustain high quality service delivery by investing in public infrastructure, including parks, buildings, equipment, roads, and technology.

DESCRIPTION

The SCADA Panel Replacement project will replace existing Modion 612 PLCs with new AB controllers and IP Radios.

JUSTIFICATION

This project will replace antiquated equipment. Without completing this project, there may be an increased failure in equipment, which will create loss of control to the sites.

CURRENT STATUS

This project is ongoing.

OPERATING BUDGET IMPACT

There are maintenance costs associated with SCADA; however, these are currently budgeted for. These costs include annual preventative maintenance inspections, iFix licenses, etc.

GRANT AND OTHER FUNDING OPPORTUNITIES

There are no known grants or other funding opportunities.

		FY 2022 - 2026 CAPITAL IMPROVEMENT PLAN					
FUNDING SOURCE	**EST. CARRYOVER FUNDING**	**FY 2022**	**FY 2023**	**FY 2024**	**FY 2025**	**FY 2026**	**TOTAL**
567 - RECLAIMED WATER UTILITY	32,886	-	-	-	-	-	32,886
570 - WATER UTILITY	373,849	332,000	212,242	216,487	220,817	225,233	1,580,628
572 - WATER RECLAMATION UTILITY	317,728	408,000	424,484	195,759	191,514	187,184	1,724,669
TOTAL	**724,462**	**740,000**	**636,726**	**412,246**	**412,331**	**412,417**	**3,338,182**

FUNDING, BY FISCAL YEAR

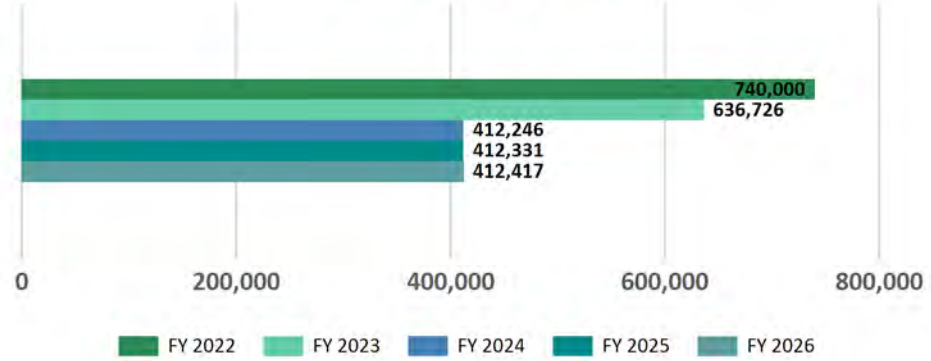

FY 2022 FUNDING, BY FUND

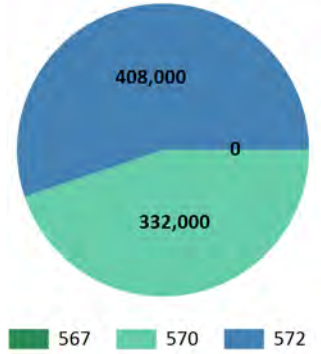

PROJECT NUMBER 72800 — SDO TREATMENT PLANT LANDSCAPE REPAIR

PROGRAM Water

ADMINISTERING DEPARTMENT DEPT OF WATER AND POWER

PROGRAM CATEGORY Water - General Safety, Maintenance and Other Improvements

LOCATION Sierra Del Oro Treatment Plant

STRATEGIC PLAN GOAL Sound Infrastructure: Sustain high quality service delivery by investing in public infrastructure, including parks, buildings, equipment, roads, and technology.

DESCRIPTION

The design and installation of new landscaping at the Sierra Del Oro (SDO) Water Treatment Plant due to damage caused by the Canyon Fire in September 2017.

JUSTIFICATION

The design costs associated with this projected consisted of rehabilitating approximately 70,000 square feet of the site, including the existing irrigation system and installing cobble hardscape, removing and replacing a failing retaining wall, and installing additional plant materials to act as a fire break to help reduce the potential for fire damage in the future.

CURRENT STATUS

This project has been completed.

OPERATING BUDGET IMPACT

The new landscaping will have maintenance costs that will impact the operating budget.

GRANT AND OTHER FUNDING OPPORTUNITIES

There are no known grants or other funding opportunities.

		FY 2022 - 2026 CAPITAL IMPROVEMENT PLAN					
FUNDING SOURCE	**EST. CARRYOVER FUNDING**	**FY 2022**	**FY 2023**	**FY 2024**	**FY 2025**	**FY 2026**	**TOTAL**
570 - WATER UTILITY	179,808	-	-	-	-	-	179,808
TOTAL	**179,808**	**-**	**-**	**-**	**-**	**-**	**179,808**

FUNDING, BY FISCAL YEAR

FY 2022 FUNDING, BY FUND

PROJECT NUMBER 66110 — SE GRAND QUADRANT WATERLINE REPLACEMENT

PROGRAM Water

ADMINISTERING DEPARTMENT DEPT OF WATER AND POWER

PROGRAM CATEGORY Water - Transmission and Distribution Pipelines

LOCATION Southeast Grand Quadrant

STRATEGIC PLAN GOAL Sound Infrastructure: Sustain high quality service delivery by investing in public infrastructure, including parks, buildings, equipment, roads, and technology.

DESCRIPTION

This project will design and construct potable water pipelines to replace existing small diameter waterlines in alleys serving portion of East Grand Boulevard, Eighth Street, Ninth Street, Tenth Street, Howard Street, Victoria Avenue and Joy Street.

JUSTIFICATION

The project will design and construct new potable water lines to replace small diameter lines in the SE portion of the circle. Waterlines within the circle are aging, undersized, in poor condition, and located in alleys with poor access and minimal separation from sanitary sewers. Replacement is necessary to modernize the distribution system and improve emergency fire flow capabilities.

CURRENT STATUS

The design of this project will begin when the design of the Southwest Quadrant is complete.

OPERATING BUDGET IMPACT

When the aging lines are removed, there may be a decrease in maintenance costs. When the new lines are placed, maintenance costs may be minimal; however, as the years progress and the lines begin to deteriorate, there may be an increase in maintenance costs.

GRANT AND OTHER FUNDING OPPORTUNITIES

There are no known grants or other funding opportunities.

		FY 2022 - 2026 CAPITAL IMPROVEMENT PLAN					
FUNDING SOURCE	**EST. CARRYOVER FUNDING**	**FY 2022**	**FY 2023**	**FY 2024**	**FY 2025**	**FY 2026**	**TOTAL**
570 - WATER UTILITY	-	2,308,333	2,308,333	2,308,333	-	-	6,924,999
TOTAL	**-**	**2,308,333**	**2,308,333**	**2,308,333**	**-**	**-**	**6,924,999**

FUNDING, BY FISCAL YEAR

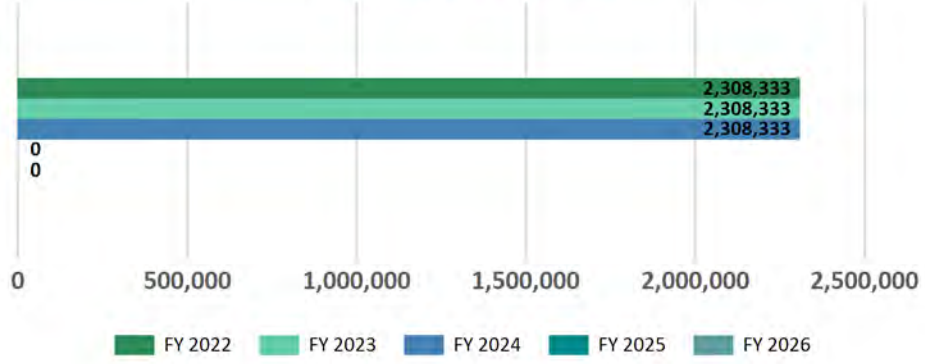

FY 2022 FUNDING, BY FUND

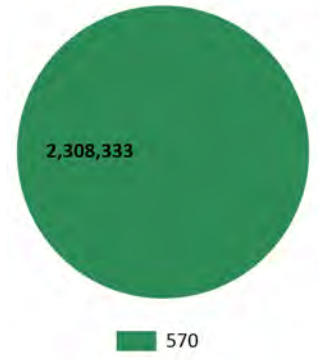

PROJECT NUMBER 73930 — SUSTAINABLE GROUNDWATER PLAN GRANT

PROGRAM Water

ADMINISTERING DEPARTMENT DEPT OF WATER AND POWER

PROGRAM CATEGORY Water - Planning and Studies

LOCATION There is no location associated with this project.

STRATEGIC PLAN GOAL Sound Infrastructure: Sustain high quality service delivery by investing in public infrastructure, including parks, buildings, equipment, roads, and technology.

DESCRIPTION

The Proposition 1 Sustainable Groundwater Planning Grant was awarded by the Department of Water Resources of the State of California for the development of a Groundwater Sustainability Plan for the Upper Santa Ana Valley - Temescal Groundwater Subbasin.

JUSTIFICATION

The Sustainable Groundwater Management Act (SGMA) was passed in 2014, it requires all medium and high priority groundwater basins to develop and implement sustainable groundwater management plans (GSP). Corona overlies the Temescal Groundwater Basin. The GSP must be prepared and submitted to the State by 2022.

CURRENT STATUS

This project is currently in progress and the plan is being developed.

OPERATING BUDGET IMPACT

There will be no annual operating impact.

GRANT AND OTHER FUNDING OPPORTUNITIES

This project is partially funded by the Department of Water Resources Sustainable Groundwater Planning Grant.

FY 2022 - 2026 CAPITAL IMPROVEMENT PLAN

FUNDING SOURCE	EST. CARRYOVER FUNDING	FY 2022	FY 2023	FY 2024	FY 2025	FY 2026	TOTAL
570 - WATER UTILITY	30,500	55,000	-	-	-	-	85,500
571 - WATER UTILITY GRANT/AGREEMENT	623,632	-	-	-	-	-	623,632
TOTAL	**654,131**	**55,000**	**-**	**-**	**-**	**-**	**709,131**

FUNDING, BY FISCAL YEAR

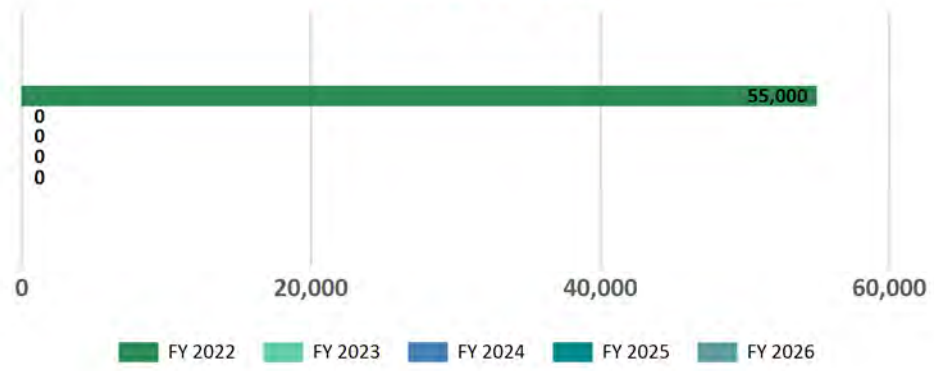

FY 2022 FUNDING, BY FUND

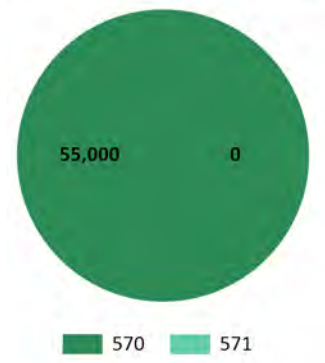

PROJECT NUMBER 66080 — SW QUADRANT WATERLINE REPLACEMENT - PHASE I

PROGRAM Water

ADMINISTERING DEPARTMENT DEPT OF WATER AND POWER

PROGRAM CATEGORY Water - Transmission and Distribution Pipelines

LOCATION Southwest Quadrant of Circle

STRATEGIC PLAN GOAL Sound Infrastructure: Sustain high quality service delivery by investing in public infrastructure, including parks, buildings, equipment, roads, and technology.

DESCRIPTION

This project will construct approximately 4,700 LF of 12-inch DIP water mains to replace existing 6-inch and 8-inch waterlines.

JUSTIFICATION

The project will construct approximately 4,700 LF of 12 in" DIP water mains to replace existing 6" and 8" waterlines. Waterlines within the circle are aging, undersized, in poor condition, and located in alleys with poor access and minimal separation from sanitary sewers. Replacement is necessary to modernize the distribution system and improve emergency fire flow capabilities.

CURRENT STATUS

The design for this project is expected to begin in Fiscal Year 2022.

OPERATING BUDGET IMPACT

When the aging lines are removed, there may be a decrease in maintenance costs. When the new lines are placed, maintenance costs may be minimal; however, as the years progress and the lines begin to deteriorate, there may be an increase in maintenance costs.

GRANT AND OTHER FUNDING OPPORTUNITIES

There are no known grants or other funding opportunities.

		FY 2022 - 2026 CAPITAL IMPROVEMENT PLAN					
FUNDING SOURCE	**EST. CARRYOVER FUNDING**	**FY 2022**	**FY 2023**	**FY 2024**	**FY 2025**	**FY 2026**	**TOTAL**
570 - WATER UTILITY	3,114,416	-	-	-	-	-	3,114,416
TOTAL	**3,114,416**	**-**	**-**	**-**	**-**	**-**	**3,114,416**

FUNDING, BY FISCAL YEAR

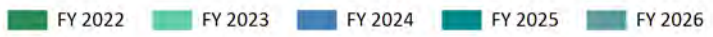

FY 2022 FUNDING, BY FUND

PROJECT NUMBER 73290 — TEMESCAL CANYON ROAD WIDENING PROJECT, TEMESCAL VALLEY, UTILITIES

PROGRAM Water

ADMINISTERING DEPARTMENT DEPT OF WATER AND POWER

PROGRAM CATEGORY Water - Transmission and Distribution Pipelines

LOCATION Temescal Canyon Road

STRATEGIC PLAN GOAL Sound Infrastructure: Sustain high quality service delivery by investing in public infrastructure, including parks, buildings, equipment, roads, and technology.

DESCRIPTION

The project will relocate Glen Ivy waterline in 2 locations.

JUSTIFICATION

This project is required for County roadway widening and storm drain project.

CURRENT STATUS

This project is in final closeout status.

OPERATING BUDGET IMPACT

This project is only a relocation. There will be no increase in maintenance costs.

GRANT AND OTHER FUNDING OPPORTUNITIES

There are no known grants or other funding opportunities.

FY 2022 - 2026 CAPITAL IMPROVEMENT PLAN

FUNDING SOURCE	EST. CARRYOVER FUNDING	FY 2022	FY 2023	FY 2024	FY 2025	FY 2026	TOTAL
570 - WATER UTILITY	100,177	1,000,000	-	-	-	-	1,100,177
TOTAL	**100,177**	**1,000,000**	**-**	**-**	**-**	**-**	**1,100,177**

FUNDING, BY FISCAL YEAR

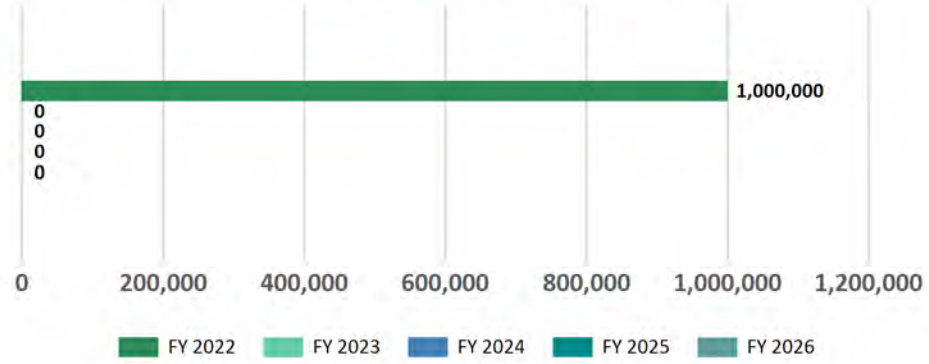

FY 2022 FUNDING, BY FUND

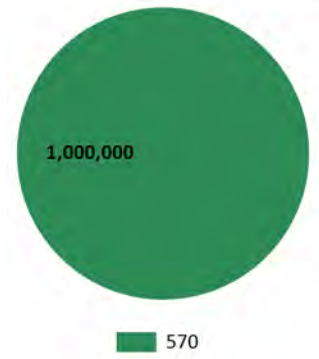

PROJECT NUMBER 60360 — WATER METER DOWNSIZING

PROGRAM Water

ADMINISTERING DEPARTMENT DEPT OF WATER AND POWER

PROGRAM CATEGORY Water - General Safety, Maintenance and Other Improvements

LOCATION Various Locations

STRATEGIC PLAN GOAL Sound Infrastructure: Sustain high quality service delivery by investing in public infrastructure, including parks, buildings, equipment, roads, and technology.

DESCRIPTION

This project is dedicated to the downsizing of residential water meter from 1" water meters to 3/4" water meters.

JUSTIFICATION

This project will be completed as requested by the affected customers and if not completed within the allowed timeframe, the customer will have to pay regular fees for the downsizing of the meter if required at a later time.

CURRENT STATUS

This project is in planning status.

OPERATING BUDGET IMPACT

This project is part of an agreement between the City and the customers affected by having larger meters than what is required by the plumbing code.

GRANT AND OTHER FUNDING OPPORTUNITIES

There are no known grants or other funding opportunities.

		FY 2022 - 2026 CAPITAL IMPROVEMENT PLAN					
FUNDING SOURCE	**EST. CARRYOVER FUNDING**	**FY 2022**	**FY 2023**	**FY 2024**	**FY 2025**	**FY 2026**	**TOTAL**
110 - GENERAL FUND	194,964	-	-	-	-	-	194,964
TOTAL	**194,964**	**-**	**-**	**-**	**-**	**-**	**194,964**

FUNDING, BY FISCAL YEAR

FY 2022 FUNDING, BY FUND

PROJECT NUMBER 72420 — WATER RECLAMATION FACILITY #1 COMMUNICATION TOWER

PROGRAM Water

ADMINISTERING DEPARTMENT DEPT OF WATER AND POWER

PROGRAM CATEGORY Water - Supervisory Control and Data Acquisition (SCADA)

LOCATION Water Reclamation Facility #1

STRATEGIC PLAN GOAL Sound Infrastructure: Sustain high quality service delivery by investing in public infrastructure, including parks, buildings, equipment, roads, and technology.

DESCRIPTION

The Water Reclamation Facility #1 Telecommunications Tower project will install a 90 foot radio tower at the facility.

JUSTIFICATION

The purpose of the tower is to provide reliable pathways of telecommunications between Water Reclamation Facility No. 1 (WRF1) with Temescal Desalter and Sierra Del Oro Water Treatment facilities towers.

CURRENT STATUS

This project is expected to be completed in Summer 2021.

OPERATING BUDGET IMPACT

The new communications tower would require annual maintenance, including preventative maintenance inspections, FCC licensing, and repairs of the equipment as needed.

GRANT AND OTHER FUNDING OPPORTUNITIES

There are no known grants or other funding opportunities.

FY 2022 - 2026 CAPITAL IMPROVEMENT PLAN

FUNDING SOURCE	EST. CARRYOVER FUNDING	FY 2022	FY 2023	FY 2024	FY 2025	FY 2026	TOTAL
570 - WATER UTILITY	16,552	-	-	-	-	-	16,552
572 - WATER RECLAMATION UTILITY	18,655	-	-	-	-	-	18,655
TOTAL	**35,206**	**-**	**-**	**-**	**-**	**-**	**35,206**

FUNDING, BY FISCAL YEAR

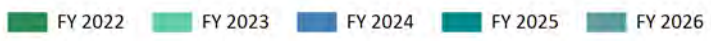

FY 2022 FUNDING, BY FUND

PROJECT NUMBER AUTO - 745 — WATER TANK MIXER INSTALLATIONS

PROGRAM Water

ADMINISTERING DEPARTMENT DEPT OF WATER AND POWER

PROGRAM CATEGORY Water - Quality, Supply and Storage

LOCATION Various Location throughout the City

STRATEGIC PLAN GOAL Sound Infrastructure: Sustain high quality service delivery by investing in public infrastructure, including parks, buildings, equipment, roads, and technology.

DESCRIPTION

This project will install mixers at various water tanks throughout the City.

JUSTIFICATION

The water tank mixers assist with maintaining chlorine residual and prevent stratification and nitrification within the water storage tanks.

CURRENT STATUS

This project is expected to begin in Fiscal Year 2022.

OPERATING BUDGET IMPACT

This project will have an effect on the operating budget. This is not an item that the Department currently budgets for. The mixers will require maintenance. As more mixers are installed, the Operating Budget's maintenance costs will also increase.

GRANT AND OTHER FUNDING OPPORTUNITIES

There are no known grants or other funding opportunities.

		FY 2022 - 2026 CAPITAL IMPROVEMENT PLAN					
FUNDING SOURCE	**EST. CARRYOVER FUNDING**	**FY 2022**	**FY 2023**	**FY 2024**	**FY 2025**	**FY 2026**	**TOTAL**
570 - WATER UTILITY	-	130,200	132,804	135,461	138,170	140,933	677,568
TOTAL	**-**	**130,200**	**132,804**	**135,461**	**138,170**	**140,933**	**677,568**

FUNDING, BY FISCAL YEAR

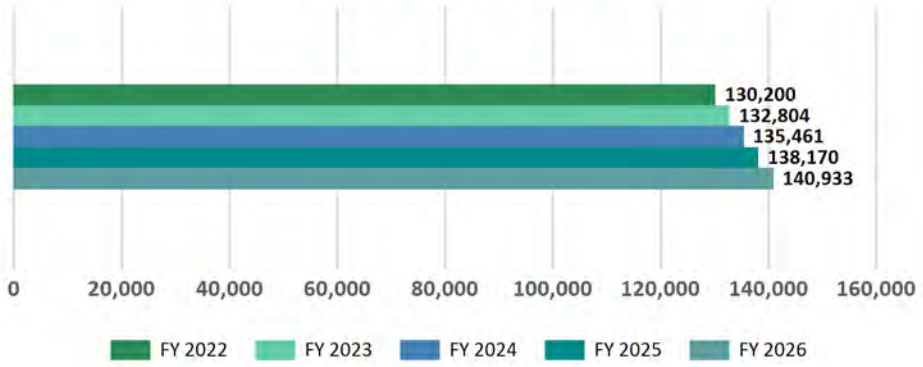

FY 2022 FUNDING, BY FUND

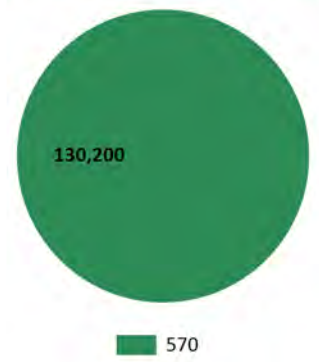

PROJECT NUMBER 71930 — WATERLINE INFRASTRUCTURE

PROGRAM Water

ADMINISTERING DEPARTMENT DEPT OF WATER AND POWER

PROGRAM CATEGORY Water - Transmission and Distribution Pipelines

LOCATION Various Locations

STRATEGIC PLAN GOAL Sound Infrastructure: Sustain high quality service delivery by investing in public infrastructure, including parks, buildings, equipment, roads, and technology.

DESCRIPTION

The Waterline Infrastructure CIP is dedicated to the maintenance of waterlines throughout the City. The City has 650 miles of watermain that it must maintain.

JUSTIFICATION

If waterline repairs are not completed on a timely basis, it may cause further damage to the infrastructure and exasperate costs.

CURRENT STATUS

This project is ongoing.

OPERATING BUDGET IMPACT

Completing waterline infrastructure repairs ensure that the system is performing. This is an operational CIP and includes maintenance costs.

GRANT AND OTHER FUNDING OPPORTUNITIES

There are no known grants or other funding opportunities.

		FY 2022 - 2026 CAPITAL IMPROVEMENT PLAN					
FUNDING SOURCE	**EST. CARRYOVER FUNDING**	**FY 2022**	**FY 2023**	**FY 2024**	**FY 2025**	**FY 2026**	**TOTAL**
570 - WATER UTILITY	551,976	1,250,108	1,275,111	1,300,613	1,326,625	1,353,158	7,057,591
TOTAL	**551,976**	**1,250,108**	**1,275,111**	**1,300,613**	**1,326,625**	**1,353,158**	**7,057,591**

FUNDING, BY FISCAL YEAR

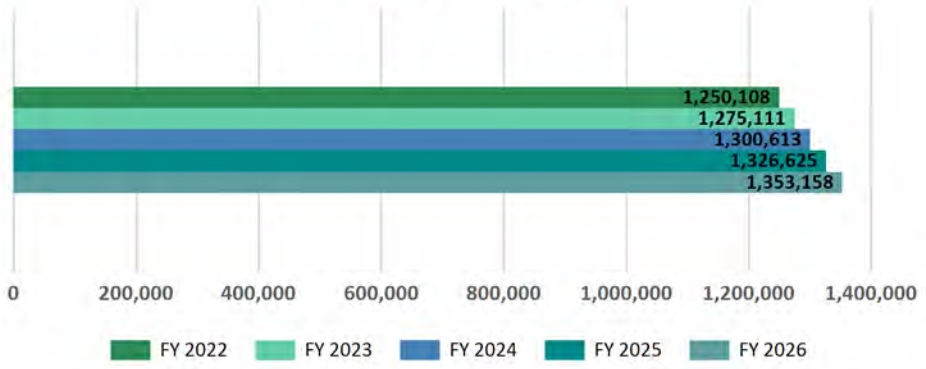

FY 2022 FUNDING, BY FUND

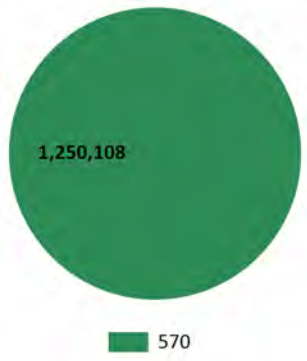

PROJECT NUMBER 68260 — WELL 14 RELOCATION

PROGRAM Water

ADMINISTERING DEPARTMENT DEPT OF WATER AND POWER

PROGRAM CATEGORY Water - Quality, Supply and Storage

LOCATION Well 14

STRATEGIC PLAN GOAL Sound Infrastructure: Sustain high quality service delivery by investing in public infrastructure, including parks, buildings, equipment, roads, and technology.

DESCRIPTION

This project will drill and equip Well 14A to replace Well 14 at Corona High School.

JUSTIFICATION

Well 14's well casing is currently in deteriorating condition.

CURRENT STATUS

This project is in planning status.

OPERATING BUDGET IMPACT

Well 14 is currently in operation and is a currently budgeted site. Because this is a replacement facility, the City will not need to budget for a brand new facility.

GRANT AND OTHER FUNDING OPPORTUNITIES

There are no known grants or other funding opportunities.

		FY 2022 - 2026 CAPITAL IMPROVEMENT PLAN					
FUNDING SOURCE	**EST. CARRYOVER FUNDING**	**FY 2022**	**FY 2023**	**FY 2024**	**FY 2025**	**FY 2026**	**TOTAL**
570 - WATER UTILITY	2,871,373	-	-	-	-	-	2,871,373
TOTAL	**2,871,373**	**-**	**-**	**-**	**-**	**-**	**2,871,373**

FUNDING, BY FISCAL YEAR

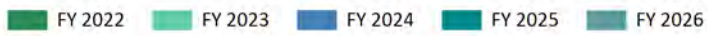

FY 2022 FUNDING, BY FUND

PROJECT NUMBER 68270 — WELL 15 RELOCATION

PROGRAM Water

ADMINISTERING DEPARTMENT DEPT OF WATER AND POWER

PROGRAM CATEGORY Water - Quality, Supply and Storage

LOCATION The final location is to be determined.

STRATEGIC PLAN GOAL Sound Infrastructure: Sustain high quality service delivery by investing in public infrastructure, including parks, buildings, equipment, roads, and technology.

DESCRIPTION

This project would push the new Well closer to the 91 freeway.

JUSTIFICATION

This project would construct a new Well closer to the 91 freeway.

CURRENT STATUS

This project is planned for future years.

OPERATING BUDGET IMPACT

Well 15 was taken down as a result of the 91 project. When the Well is reconstructed, the City will have new maintenance costs. Typical costs associated with a well include mechanical/electrical supplies, valve corrective maintenance, painting, utilities, etc.

GRANT AND OTHER FUNDING OPPORTUNITIES

There are no known grants or other funding opportunities.

		FY 2022 - 2026 CAPITAL IMPROVEMENT PLAN					
FUNDING SOURCE	**EST. CARRYOVER FUNDING**	**FY 2022**	**FY 2023**	**FY 2024**	**FY 2025**	**FY 2026**	**TOTAL**
570 - WATER UTILITY	984,041	2,015,959	-	-	-	-	3,000,000
TOTAL	**984,041**	**2,015,959**	**-**	**-**	**-**	**-**	**3,000,000**

FUNDING, BY FISCAL YEAR

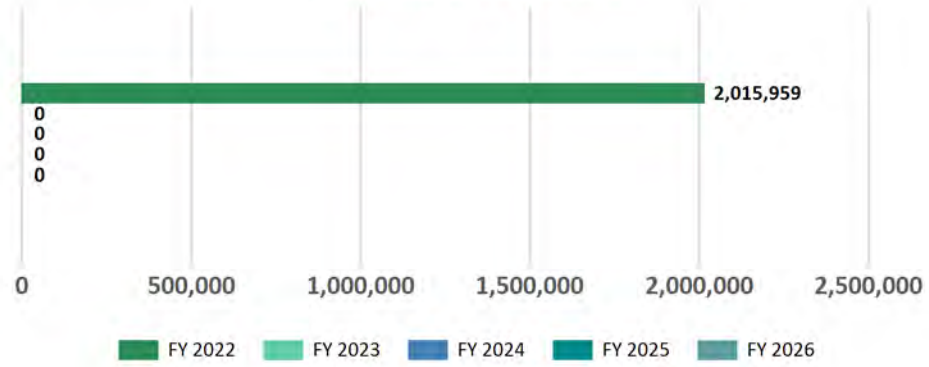

FY 2022 FUNDING, BY FUND

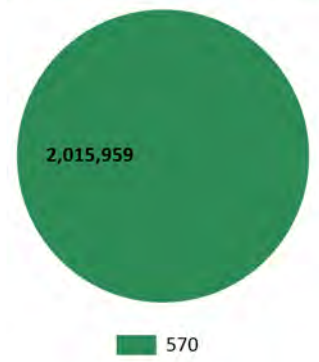

PROJECT NUMBER 68682 — WELL 26 REHABILITATION

PROGRAM Water

ADMINISTERING DEPARTMENT DEPT OF WATER AND POWER

PROGRAM CATEGORY Water - Quality, Supply and Storage

LOCATION Well 26

STRATEGIC PLAN GOAL Sound Infrastructure: Sustain high quality service delivery by investing in public infrastructure, including parks, buildings, equipment, roads, and technology.

DESCRIPTION

Well 26 will be rehabilitated, which will include a full cleaning and chemical treatment, and new equipment to outfit the well.

JUSTIFICATION

The Well Rehab project is dedicated to rehabbing, cleaning, and upgrading various Wells throughout the City. Completing the rehab projects results in increased well efficiency.

CURRENT STATUS

This project is completed.

OPERATING BUDGET IMPACT

There will be no operating impact. This is a rehabilitation of existing facilities. Maintenance costs may decrease as a result of the rehab; however, as the Well begins to age, maintenance costs may again increase.

GRANT AND OTHER FUNDING OPPORTUNITIES

There are no known grants or other funding opportunities.

		FY 2022 - 2026 CAPITAL IMPROVEMENT PLAN					
FUNDING SOURCE	**EST. CARRYOVER FUNDING**	**FY 2022**	**FY 2023**	**FY 2024**	**FY 2025**	**FY 2026**	**TOTAL**
570 - WATER UTILITY	21,537	-	-	-	-	-	21,537
TOTAL	**21,537**	**-**	**-**	**-**	**-**	**-**	**21,537**

FUNDING, BY FISCAL YEAR

FY 2022 FUNDING, BY FUND

PROJECT NUMBER 68683 — WELL 29 REHABILITATION

PROGRAM Water

ADMINISTERING DEPARTMENT DEPT OF WATER AND POWER

PROGRAM CATEGORY Water - Quality, Supply and Storage

LOCATION Well 29

STRATEGIC PLAN GOAL Sound Infrastructure: Sustain high quality service delivery by investing in public infrastructure, including parks, buildings, equipment, roads, and technology.

DESCRIPTION

Well 29 will be rehabilitated, which will include a full cleaning and chemical treatment, and new equipment to outfit the well.

JUSTIFICATION

The Well Rehab project is dedicated to rehabbing, cleaning, and upgrading various Wells throughout the City. Completing the rehab projects results in increased well efficiency.

CURRENT STATUS

This project is in construction.

OPERATING BUDGET IMPACT

There will be no operating impact. This is a rehabilitation of existing facilities. Maintenance costs may decrease as a result of the rehab; however, as the Well begins to age, maintenance costs may again increase.

GRANT AND OTHER FUNDING OPPORTUNITIES

There are no known grants or other funding opportunities.

		FY 2022 - 2026 CAPITAL IMPROVEMENT PLAN					
FUNDING SOURCE	**EST. CARRYOVER FUNDING**	**FY 2022**	**FY 2023**	**FY 2024**	**FY 2025**	**FY 2026**	**TOTAL**
570 - WATER UTILITY	136,456	-	-	-	-	-	136,456
TOTAL	**136,456**	**-**	**-**	**-**	**-**	**-**	**136,456**

FUNDING, BY FISCAL YEAR

FY 2022 FUNDING, BY FUND

FY 2022 FY 2023 FY 2024 FY 2025 FY 2026

570

PROJECT NUMBER 68684 — WELL 31 REHABILITATION

PROGRAM Water

ADMINISTERING DEPARTMENT DEPT OF WATER AND POWER

PROGRAM CATEGORY Water - Quality, Supply and Storage

LOCATION Well 31

STRATEGIC PLAN GOAL Sound Infrastructure: Sustain high quality service delivery by investing in public infrastructure, including parks, buildings, equipment, roads, and technology.

DESCRIPTION

Well 31 will be rehabilitated, which will include a full cleaning and chemical treatment, and new equipment to outfit the well.

JUSTIFICATION

The Well Rehab project is dedicated to rehabbing, cleaning, and upgrading various Wells throughout the City. Completing the rehab projects results in increased well efficiency.

CURRENT STATUS

This project is in construction.

OPERATING BUDGET IMPACT

There will be no operating impact. This is a rehabilitation of existing facilities. Maintenance costs may decrease as a result of the rehab; however, as the Well begins to age, maintenance costs may again increase.

GRANT AND OTHER FUNDING OPPORTUNITIES

There are no known grants or other funding opportunities.

		FY 2022 - 2026 CAPITAL IMPROVEMENT PLAN					
FUNDING SOURCE	**EST. CARRYOVER FUNDING**	**FY 2022**	**FY 2023**	**FY 2024**	**FY 2025**	**FY 2026**	**TOTAL**
570 - WATER UTILITY	74,956	-	-	-	-	-	74,956
TOTAL	**74,956**	**-**	**-**	**-**	**-**	**-**	**74,956**

FUNDING, BY FISCAL YEAR

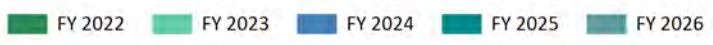

FY 2022 FUNDING, BY FUND

PROJECT NUMBER 69800 — WELL 34

PROGRAM Water

ADMINISTERING DEPARTMENT DEPT OF WATER AND POWER

PROGRAM CATEGORY Water - Quality, Supply and Storage

LOCATION The final location is to be determined.

STRATEGIC PLAN GOAL Sound Infrastructure: Sustain high quality service delivery by investing in public infrastructure, including parks, buildings, equipment, roads, and technology.

DESCRIPTION

This project will drill and equip Well 34.

JUSTIFICATION

The project is needed to increase local groundwater supply.

CURRENT STATUS

This project is planned for future years.

OPERATING BUDGET IMPACT

When the well project is complete, the new Well will have operational and maintenance items associated with it. As the Well begins to age, there will be more preventative and corrective maintenance costs, which would include items such as mechanical/electrical supplies and equipment and equipment rebuilds. In the Operations budget, typical items include utilities, chemicals, etc.

GRANT AND OTHER FUNDING OPPORTUNITIES

There are no known grants or other funding opportunities.

		FY 2022 - 2026 CAPITAL IMPROVEMENT PLAN					
FUNDING SOURCE	**EST. CARRYOVER FUNDING**	**FY 2022**	**FY 2023**	**FY 2024**	**FY 2025**	**FY 2026**	**TOTAL**
570 - WATER UTILITY	-	-	2,587,592	-	-	-	2,587,592
TOTAL	**-**	**-**	**2,587,592**	**-**	**-**	**-**	**2,587,592**

FUNDING, BY FISCAL YEAR

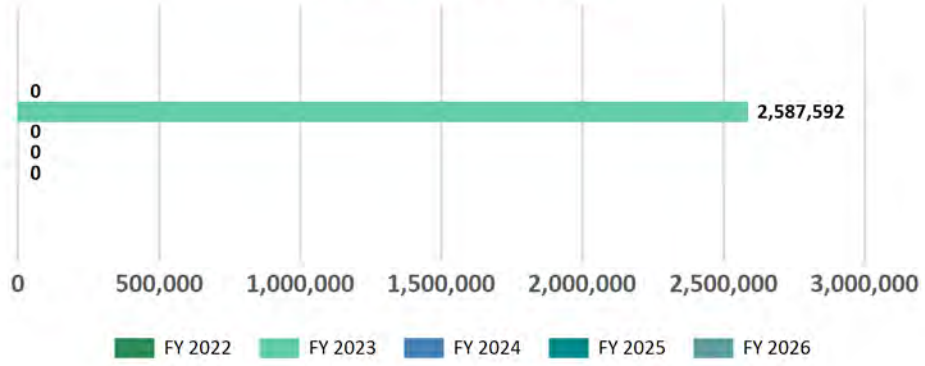

FY 2022 FUNDING, BY FUND

PROJECT NUMBER 68680 — WELL REHABILITATION

PROGRAM Water

ADMINISTERING DEPARTMENT DEPT OF WATER AND POWER

PROGRAM CATEGORY Water - Quality, Supply and Storage

LOCATION Various Well Facilities

STRATEGIC PLAN GOAL Sound Infrastructure: Sustain high quality service delivery by investing in public infrastructure, including parks, buildings, equipment, roads, and technology.

DESCRIPTION

The Well Rehabilitation Capital Improvement Project is dedicated to the rehabilitation and cleaning and upgrading of Wells throughout the City, which will thereby result in increased Well efficiency.

JUSTIFICATION

The Well Rehab project is dedicated to rehabbing, cleaning, and upgrading various Wells throughout the City. Completing the rehab projects results in increased well efficiency.

CURRENT STATUS

This project is ongoing.

OPERATING BUDGET IMPACT

There will be no operating impact. This is a rehabilitation of existing facilities. Maintenance costs may decrease as a result of the rehab; however, as the Well begins to age, maintenance costs may again increase.

GRANT AND OTHER FUNDING OPPORTUNITIES

There are no known grants or other funding opportunities.

		FY 2022 - 2026 CAPITAL IMPROVEMENT PLAN					
FUNDING SOURCE	**EST. CARRYOVER FUNDING**	**FY 2022**	**FY 2023**	**FY 2024**	**FY 2025**	**FY 2026**	**TOTAL**
570 - WATER UTILITY	708,175	816,000	832,320	848,967	865,946	883,265	4,954,673
TOTAL	**708,175**	**816,000**	**832,320**	**848,967**	**865,946**	**883,265**	**4,954,673**

FUNDING, BY FISCAL YEAR

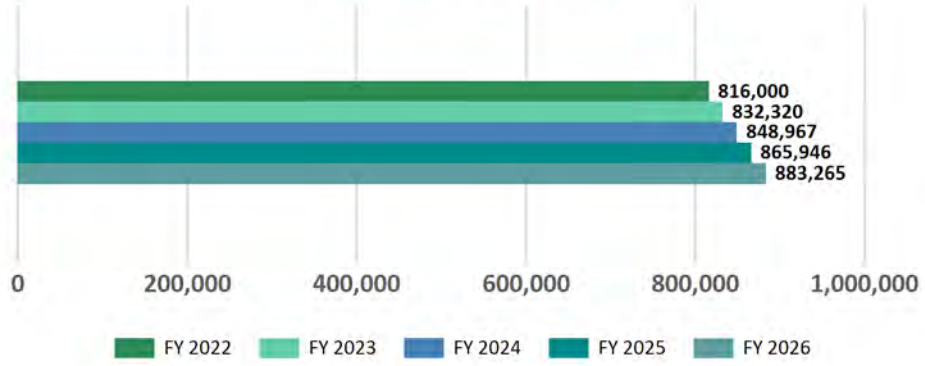

FY 2022 FUNDING, BY FUND

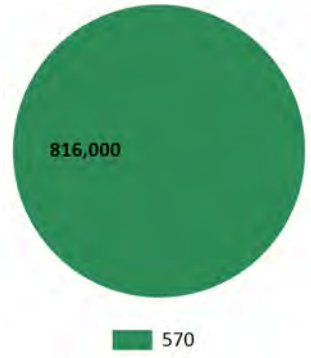

PROJECT NUMBER 69810 — WEST END WELLFIELD PIPELINE

PROGRAM Water

ADMINISTERING DEPARTMENT DEPT OF WATER AND POWER

PROGRAM CATEGORY Water - Transmission and Distribution Pipelines

LOCATION Final location TBD

STRATEGIC PLAN GOAL Sound Infrastructure: Sustain high quality service delivery by investing in public infrastructure, including parks, buildings, equipment, roads, and technology.

DESCRIPTION

The project includes the construction of approximately 2,763 LF of 24-inch well collection transmission main and 424 LF of 12" well pipeline in Railroad St and Garfield St.

JUSTIFICATION

The project is needed to construct a new transmission line to deliver water from the new proposed Well 34 site to replace Well 24's water supply.

CURRENT STATUS

This project is planned for future years.

OPERATING BUDGET IMPACT

Maintenance costs will increase for the new line as it ages. Typical maintenance for these waterlines is placed in the operational CIP (71930570) and can include items such as materials, labor, equipment rentals, and staff time.

GRANT AND OTHER FUNDING OPPORTUNITIES

There are no known grants or other funding opportunities.

		FY 2022 - 2026 CAPITAL IMPROVEMENT PLAN					
FUNDING SOURCE	**EST. CARRYOVER FUNDING**	**FY 2022**	**FY 2023**	**FY 2024**	**FY 2025**	**FY 2026**	**TOTAL**
570 - WATER UTILITY	-	-	148,884	-	-	-	148,884
TOTAL	**-**	**-**	**148,884**	**-**	**-**	**-**	**148,884**

FUNDING, BY FISCAL YEAR

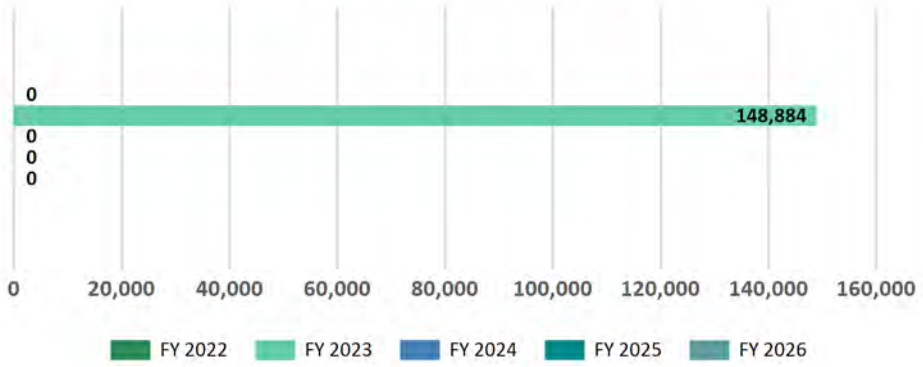

FY 2022 FUNDING, BY FUND

PROJECT NUMBER 72760 — WESTERN RIVERSIDE COUNTY REGIONAL WASTE WATER AUTHORITY (WRCRWA)

PROGRAM Water

ADMINISTERING DEPARTMENT DEPT OF WATER AND POWER

PROGRAM CATEGORY Reclaimed Water - Transmission and Distribution Pipelines

LOCATION Butterfield Park (preferred location)

STRATEGIC PLAN GOAL Sound Infrastructure: Sustain high quality service delivery by investing in public infrastructure, including parks, buildings, equipment, roads, and technology.

DESCRIPTION

This project will complete the transmission system loop between Western Riverside County Regional Waste Water Authority (WRCRWA) Plant and the Water Reclamation Facility #1 (WRF#1) Tank. A PRV will be installed at Butterfield to reduce the pressure in the 833 Subzone and discharge supply from WRCRWA to the WRF#1 Tank.

JUSTIFICATION

The project will install a flow control station, which will allow WCRWA flow bypass the WRF#1 BPS-Ponds directly to the WRF#1 Tank. This is an essential facility to split flow from WRCRWA to the Cota Ponds and the WRF#1 Reclaimed Water tank.

CURRENT STATUS

This project is in planning status.

OPERATING BUDGET IMPACT

This would be a new asset In the City. Typical maintenance costs for a flow control station include utility costs, such as electricity, SCADA, preventative and corrective maintenance on various components throughout the site, etc.

GRANT AND OTHER FUNDING OPPORTUNITIES

The department is currently working with the Bureau of Reclamation and anticipate possible Title XVI funding for this project.

		FY 2022 - 2026 CAPITAL IMPROVEMENT PLAN					
FUNDING SOURCE	**EST. CARRYOVER FUNDING**	**FY 2022**	**FY 2023**	**FY 2024**	**FY 2025**	**FY 2026**	**TOTAL**
567 - RECLAIMED WATER UTILITY	937,264	-	-	-	-	-	937,264
571 - WATER UTILITY GRANT/AGREEMENT	312,406	-	-	-	-	-	312,406
TOTAL	**1,249,670**	**-**	**-**	**-**	**-**	**-**	**1,249,670**

FUNDING, BY FISCAL YEAR

FY 2022 FUNDING, BY FUND

PROJECT NUMBER 69710 — WESTERN RIVERSIDE COUNTY REGIONAL WASTEWATER AUTHORITY (WRCRWA)

PROGRAM Water

ADMINISTERING DEPARTMENT DEPT OF WATER AND POWER

PROGRAM CATEGORY Reclaimed Water - Transmission and Distribution Pipelines

LOCATION River Road and Bluff St

STRATEGIC PLAN GOAL Sound Infrastructure: Sustain high quality service delivery by investing in public infrastructure, including parks, buildings, equipment, roads, and technology.

DESCRIPTION

The Western Riverside County Regional Wastewater Authority (WRCRWA) Bluff Reclaimed Waterline project will design and construct approximately 5,133 linear feet of 20-inch reclaimed water transmission main between WRCRWA Treatment Plant and an existing 20-inch reclaimed water transmission main in River Road at Bluff Street.

JUSTIFICATION

The project will directly supply the City of Corona with reclaimed water from the WRCRWA plant.

CURRENT STATUS

This project is in planning status.

OPERATING BUDGET IMPACT

Maintenance costs will increase for the new line as it ages. Typical maintenance for these reclaimed waterlines is placed in the operational CIP (73900567) and can include items such as materials, labor, equipment rentals, and staff time.

GRANT AND OTHER FUNDING OPPORTUNITIES

Project is partially funded by Riverside County Flood Control and Title XVI.

		FY 2022 - 2026 CAPITAL IMPROVEMENT PLAN					
FUNDING SOURCE	**EST. CARRYOVER FUNDING**	**FY 2022**	**FY 2023**	**FY 2024**	**FY 2025**	**FY 2026**	**TOTAL**
567 - RECLAIMED WATER UTILITY	1,288,780	-	-	-	-	-	1,288,780
571 - WATER UTILITY GRANT/AGREEMENT	926,907	-	-	-	-	-	926,907
TOTAL	**2,215,687**	**-**	**-**	**-**	**-**	**-**	**2,215,687**

FUNDING, BY FISCAL YEAR

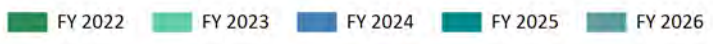

FY 2022 FUNDING, BY FUND

PROJECT NUMBER 69711 — WESTERN RIVERSIDE COUNTY REGIONAL WASTEWATER AUTHORITY (WRCRWA)

PROGRAM Water

ADMINISTERING DEPARTMENT DEPT OF WATER AND POWER

PROGRAM CATEGORY Reclaimed Water - Transmission and Distribution Pipelines

LOCATION River Road and Bluff St

STRATEGIC PLAN GOAL Sound Infrastructure: Sustain high quality service delivery by investing in public infrastructure, including parks, buildings, equipment, roads, and technology.

DESCRIPTION

The Western Riverside County Regional Wastewater Authority (WRCRWA) Bluff Reclaimed Waterline project will design and construct approximately 5,133 linear feet of 20-inch reclaimed water transmission main between WRCRWA Treatment Plant and an existing 20-inch reclaimed water transmission main in River Road at Bluff Street.

JUSTIFICATION

The project will directly supply the City of Corona with reclaimed water from the WRCRWA plant.

CURRENT STATUS

This project is in planning status.

OPERATING BUDGET IMPACT

Maintenance costs will increase for the new line as it ages. Typical maintenance for these reclaimed waterlines is placed in the operational CIP (73900567) and can include items such as materials, labor, equipment rentals, and staff time.

GRANT AND OTHER FUNDING OPPORTUNITIES

This project is partially funded by Riverside County Flood Control and the Bureau of Reclamation's Title XVI grant.

		FY 2022 - 2026 CAPITAL IMPROVEMENT PLAN					
FUNDING SOURCE	**EST. CARRYOVER FUNDING**	**FY 2022**	**FY 2023**	**FY 2024**	**FY 2025**	**FY 2026**	**TOTAL**
571 - WATER UTILITY GRANT/AGREEMENT	1,462,429	-	-	-	-	-	1,462,429
TOTAL	**1,462,429**	**-**	**-**	**-**	**-**	**-**	**1,462,429**

FUNDING, BY FISCAL YEAR

FY 2022 FUNDING, BY FUND

PROJECT NUMBER AUTO - 8 — WRCRWA BOOSTER PUMP STATION

PROGRAM Water

ADMINISTERING DEPARTMENT DEPT OF WATER AND POWER

PROGRAM CATEGORY Reclaimed Water - Pump Stations

LOCATION Western Riverside County Regional Wastewater Authority Treatment Plant

STRATEGIC PLAN GOAL Sound Infrastructure: Sustain high quality service delivery by investing in public infrastructure, including parks, buildings, equipment, roads, and technology.

DESCRIPTION

This project will complete the transmission system loop between the WRCRWA Plant and the Water Reclamation Facility #1 tank.

JUSTIFICATION

This project is needed for the WRCRWA plant. Wastewater is being delivered to the WRCRWA plant. The wastewater at the WRCRWA plant becomes reclaimed water. This project will aid in capturing the reclaimed water from the WRCRWA plant and delivering it throughout the City's distribution system.

CURRENT STATUS

This project is in planning status.

OPERATING BUDGET IMPACT

This would be a new site in the City. The Department would incur new maintenance costs for the booster station. Typical maintenance costs of a booster station include motor preventative maintenance, utility costs, including electrical and water, SCADA costs, etc.

GRANT AND OTHER FUNDING OPPORTUNITIES

The department is currently working with the Bureau of Reclamation and anticipate possible Title XVI funding for this project.

FY 2022 - 2026 CAPITAL IMPROVEMENT PLAN

FUNDING SOURCE	EST. CARRYOVER FUNDING	FY 2022	FY 2023	FY 2024	FY 2025	FY 2026	TOTAL
567 - RECLAIMED WATER UTILITY	-	847,500	-	-	-	-	847,500
571 - WATER UTILITY GRANT/AGREEMENT	-	282,500	-	-	-	-	282,500
TOTAL	**-**	**1,130,000**	**-**	**-**	**-**	**-**	**1,130,000**

FUNDING, BY FISCAL YEAR

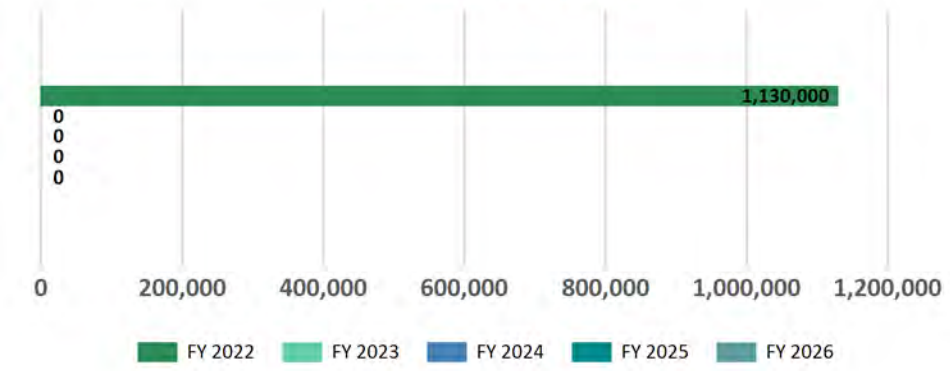

FY 2022 FUNDING, BY FUND

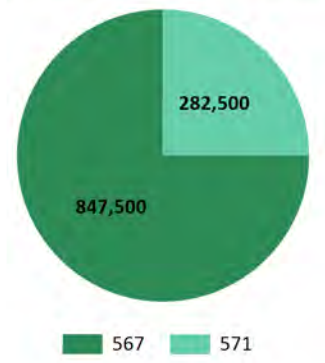

FY 2022 – 2026 Capital Improvement Plan Summary – Water Reclamation

Water Reclamation projects and their corresponding funding sources are shown below. Project detail summaries can be found in the following pages.

		FY 2022 - 2026 CAPITAL IMPROVEMENT PLAN					
PROJECT TITLE	ESTIMATED CARRYOVER FUNDING	FY 2022	FY 2023	FY 2024	FY 2025	FY 2026	TOTAL FUNDING
AUTOMATIC TRANSFER SWITCH CHANGE OUTS	200,000	103,000	-	-	-	-	303,000
BELT PRESS CONVEYORS	50,000	-	-	-	-	-	50,000
CENTRIFUGE INSTALLATION AT WATER RECLAMATION FACILITY #1	492,175	-	-	-	-	-	492,175
CROSS DIKE	43,190	-	-	-	-	-	43,190
DIGESTER 3 REHABILITATION AT WATER RECLAMATION FACILITY #1	400,000	-	-	-	-	-	400,000
GALLOWAY SEWER EXTENSION	96,273	-	-	-	-	-	96,273
GREEN RIVER LIFT STATION FLOWMETER AND VAULT	50,000	-	-	-	-	-	50,000
PLANT 1A SECONDARY CLARIFIER CONCRETE DECKS	100,000	-	-	-	-	-	100,000
RESEARCH/RAILROAD SEWER LINE REPLACEMENT	550,000	-	-	-	-	-	550,000
SDO LIFT STATION SANCON COATING	100,000	-	-	-	-	-	100,000
SEWER LINE INFRASTRUCTURE	230,242	448,239	457,204	466,348	475,675	485,189	2,562,897
SIERRA DEL ORO LIFT STATION AND PIPELINES	249,772	500,000	5,000,000	-	-	-	5,749,772
WARDLOW ROAD SEWER RELOCATION PROJECT	1,139,043	-	-	-	-	-	1,139,043
WATER RECLAMATION FACILITY #1 AERATION DIFFUSER REPLACEMENT	97,973	300,000	-	-	-	-	397,973
WATER RECLAMATION FACILITY #1 AUTOMATIC TRANSFER SWITCH	124,080	-	-	-	-	-	124,080
WATER RECLAMATION FACILITY #1 BIOSOLIDS PROCESSING UPGRADE	732,084	-	-	-	-	-	732,084
WATER RECLAMATION FACILITY #1 DRYER REBUILD	384,307	4,200,000	-	-	-	-	4,584,307
WATER RECLAMATION FACILITY #1 SECONDARY CLARIFIER	1,058,602	-	-	-	-	-	1,058,602
WATER RECLAMATION FACILITY #1 SECONDARY GALLERY	43,004	-	-	-	-	-	43,004
WATER RECLAMATION FACILITY #1B ENERGY EFFICIENCY UPGRADES	474,728	-	-	-	-	-	474,728
WATER RECLAMATION FACILITY #2 ASPHALT ROADWAY PAVING	848,974	-	-	-	-	-	848,974
WATER RECLAMATION FACILITY #2 EQUALIZATION BASIN REPLACEMENT	5,448,568	-	-	-	-	-	5,448,568
WATER RECLAMATION FACILITY #2 MCC INSTALLATION - SUNKIST AND AERATION	100,000	-	-	-	-	-	100,000
WATER RECLAMATION FACILITY #3 COMMUNICATIONS TOWER	413,376	75,928	-	-	-	-	489,304
WATER RECLAMATION FACILITY #3 DECOMMISSIONING - LIFT STATION	6,907,336	-	-	-	-	-	6,907,336
GRAND TOTAL	$20,333,728	$ 5,627,167	$ 5,457,204	$ 466,348	$ 475,675	$ 485,189	$32,845,311

FUND TYPE	FUND NAME	ESTIMATED CARRYOVER FUNDING	FY 2022	FY 2023	FY 2024	FY 2025	FY 2026	TOTAL FUNDING
ENTERPRISE FUND	440 - WATER RECLAMATION CAPACITY	96,273	-	-	-	-	-	96,273
	567 - RECLAIMED WATER UTILITY	16,504	3,333	-	-	-	-	19,837
	570 - WATER UTILITY	148,529	30,003	-	-	-	-	178,532
	571 - WATER UTILITY GRANT/AGREEMENT	18,842	-	-	-	-	-	18,842
	572 - WATER RECLAMATION UTILITY	19,929,417	5,581,242	5,457,204	466,348	475,675	485,189	32,395,075
	573 - WATER RECLAMATION GRANT/AGRMT	24,348	-	-	-	-	-	24,348
	578 - ELECTRIC UTILITY	16,504	3,333	-	-	-	-	19,837
	ENTERPRISE FUND TOTAL	**$20,250,418**	**$ 5,617,911**	**$ 5,457,204**	**$ 466,348**	**$ 475,675**	**$ 485,189**	**$32,752,745**
INTERNAL SERVICE FUND	681 - INFORMATION TECHNOLOGY	83,310	9,256	-	-	-	-	92,566
	INTERNAL SERVICE FUND TOTAL	**$ 83,310**	**$ 9,256**	**$ -**	**$ -**	**$ -**	**$ -**	**$ 92,566**
	GRAND TOTAL	**$20,333,728**	**$ 5,627,167**	**$ 5,457,204**	**$ 466,348**	**$ 475,675**	**$ 485,189**	**$32,845,311**

PROJECT NUMBER 73940 — AUTOMATIC TRANSFER SWITCH CHANGE OUTS

PROGRAM Water Reclamation

ADMINISTERING DEPARTMENT DEPT OF WATER AND POWER

PROGRAM CATEGORY General Safety, Maintenance and Other Improvements

LOCATION Various Locations

STRATEGIC PLAN GOAL Sound Infrastructure: Sustain high quality service delivery by investing in public infrastructure, including parks, buildings, equipment, roads, and technology.

DESCRIPTION

This project will change out automatic transfer switches at lift stations throughout the City.

JUSTIFICATION

No power to Lift Station in power outage situation. Existing units are passed their useful life. This will also provide continuous operation of the Lift Station during electrical outages.

CURRENT STATUS

This project is expected to be completed in Summer 2021.

OPERATING BUDGET IMPACT

The Automatic Transfer Switches require preventative maintenance. This, however, would not be a new item to the budget, as this project is for replacements.

GRANT AND OTHER FUNDING OPPORTUNITIES

There are no known grants or other funding opportunities.

		FY 2022 - 2026 CAPITAL IMPROVEMENT PLAN					
FUNDING SOURCE	**EST. CARRYOVER FUNDING**	**FY 2022**	**FY 2023**	**FY 2024**	**FY 2025**	**FY 2026**	**TOTAL**
572 - WATER RECLAMATION UTILITY	200,000	103,000	-	-	-	-	303,000
TOTAL	**200,000**	**103,000**	**-**	**-**	**-**	**-**	**303,000**

FUNDING, BY FISCAL YEAR

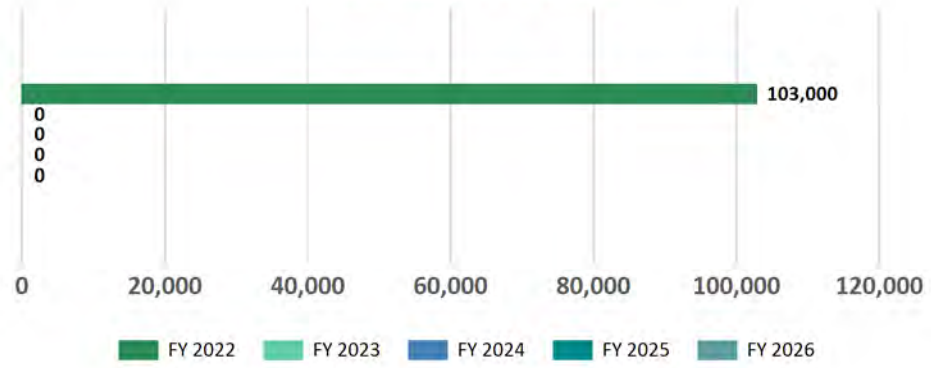

FY 2022 FUNDING, BY FUND

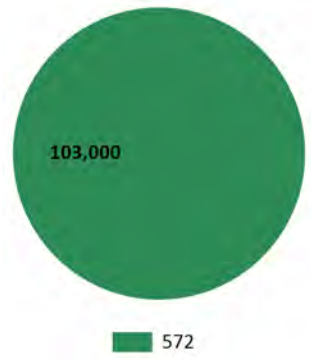

PROJECT NUMBER 75050 — BELT PRESS CONVEYORS

PROGRAM Water Reclamation

ADMINISTERING DEPARTMENT DEPT OF WATER AND POWER

PROGRAM CATEGORY Treatment

LOCATION Water Reclamation Facility #1

STRATEGIC PLAN GOAL Sound Infrastructure: Sustain high quality service delivery by investing in public infrastructure, including parks, buildings, equipment, roads, and technology.

DESCRIPTION

This project will install belt press conveyors to replace Serpentix conveyors.

JUSTIFICATION

There are increased maintenance cost due to failures. When the project is completed, there will be a reliable operation of sludge processing.

CURRENT STATUS

This project is currently in design.

OPERATING BUDGET IMPACT

Due to the current condition, the City is experiencing increased maintenance costs. However, once the project is completed, the City will see a reduction in maintenance cost as less corrective action is needed.

GRANT AND OTHER FUNDING OPPORTUNITIES

There are no known grants or other funding opportunities.

		FY 2022 - 2026 CAPITAL IMPROVEMENT PLAN					
FUNDING SOURCE	**EST. CARRYOVER FUNDING**	**FY 2022**	**FY 2023**	**FY 2024**	**FY 2025**	**FY 2026**	**TOTAL**
572 - WATER RECLAMATION UTILITY	50,000	-	-	-	-	-	50,000
TOTAL	**50,000**	**-**	**-**	**-**	**-**	**-**	**50,000**

FUNDING, BY FISCAL YEAR

FY 2022 FUNDING, BY FUND

PROJECT NUMBER 73050 — CENTRIFUGE INSTALLATION AT WATER RECLAMATION FACILITY #1

PROGRAM Water Reclamation

ADMINISTERING DEPARTMENT DEPT OF WATER AND POWER

PROGRAM CATEGORY Treatment

LOCATION Water Reclamation Facility #1

STRATEGIC PLAN GOAL Sound Infrastructure: Sustain high quality service delivery by investing in public infrastructure, including parks, buildings, equipment, roads, and technology.

DESCRIPTION

This project is for the installation of a second centrifuge at Water Reclamation Facility #1.

JUSTIFICATION

The belt press will be replaced with a second centrifuge because the infrastructure is already in place. The current belt press was installed in the late 1990s and requires frequent maintenance.

CURRENT STATUS

This project is expected to begin design in Spring 2021.

OPERATING BUDGET IMPACT

The centrifuge at Plant 1 requires preventative maintenance. As the centrifuge begins to age, there may be an increase in corrective maintenance costs.

GRANT AND OTHER FUNDING OPPORTUNITIES

There are no known grants or other funding opportunities.

		FY 2022 - 2026 CAPITAL IMPROVEMENT PLAN					
FUNDING SOURCE	**EST. CARRYOVER FUNDING**	**FY 2022**	**FY 2023**	**FY 2024**	**FY 2025**	**FY 2026**	**TOTAL**
572 - WATER RECLAMATION UTILITY	492,175	-	-	-	-	-	492,175
TOTAL	**492,175**	**-**	**-**	**-**	**-**	**-**	**492,175**

FUNDING, BY FISCAL YEAR

FY 2022 FUNDING, BY FUND

PROJECT NUMBER 72054 — CROSS DIKE

PROGRAM Water Reclamation

ADMINISTERING DEPARTMENT DEPT OF WATER AND POWER

PROGRAM CATEGORY General Safety, Maintenance and Other Improvements

LOCATION Northwest Corona Near the Airport

STRATEGIC PLAN GOAL Safe Community: Protect our quality of life by ensuring the community is safe and clean.

DESCRIPTION

The Alcoa Dike project will be designed and constructed by the Orange County Flood Control Division. The City of Corona will pay its own share of the project. The project is designed to protect adjacent businesses along Rincon Street from a 190-year flooding event. The dike will be approximately 30 feet tall at its highest point.

JUSTIFICATION

This project is for administrative time. Staff needs to review plans and submittals and inspect projects to ensure that it was/will be built as specified. Work will be performed by Orange County Public Works.

CURRENT STATUS

The Alcoa Dike is under construction.

OPERATING BUDGET IMPACT

This project will have no effect on the operating budget. It is placing protective materials around current infrastructure.

GRANT AND OTHER FUNDING OPPORTUNITIES

This project will be partially funded by Orange County Public Works.

		FY 2022 - 2026 CAPITAL IMPROVEMENT PLAN					
FUNDING SOURCE	**EST. CARRYOVER FUNDING**	**FY 2022**	**FY 2023**	**FY 2024**	**FY 2025**	**FY 2026**	**TOTAL**
571 - WATER UTILITY GRANT/AGREEMENT	18,842	-	-	-	-	-	18,842
573 - WATER RECLAMATION GRANT/AGRMT	24,348	-	-	-	-	-	24,348
TOTAL	**43,190**	**-**	**-**	**-**	**-**	**-**	**43,190**

FUNDING, BY FISCAL YEAR

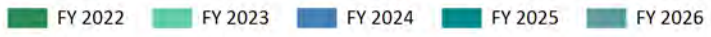

FY 2022 FUNDING, BY FUND

PROJECT NUMBER 75070 — DIGESTER 3 REHABILITATION AT WATER RECLAMATION FACILITY #1

PROGRAM Water Reclamation

ADMINISTERING DEPARTMENT DEPT OF WATER AND POWER

PROGRAM CATEGORY General Safety, Maintenance and Other Improvements

LOCATION Water Reclamation Facility #1

STRATEGIC PLAN GOAL Sound Infrastructure: Sustain high quality service delivery by investing in public infrastructure, including parks, buildings, equipment, roads, and technology.

DESCRIPTION

Digester #3 will undergo a rehabilitation project that involves cleaning, inspection, and installation of a new mixing system.

JUSTIFICATION

Digester capacity is impacted due to grit and sand deposit. Increase sludge processing capacity and improve efficiency.

CURRENT STATUS

This project is expected to begin construction in Spring 2021.

OPERATING BUDGET IMPACT

The project would increase the capacity of the digester to design capacity. It will extend the useful life of the existing pumps and equipment.

GRANT AND OTHER FUNDING OPPORTUNITIES

There are no known grants or other funding opportunities.

		FY 2022 - 2026 CAPITAL IMPROVEMENT PLAN					
FUNDING SOURCE	**EST. CARRYOVER FUNDING**	**FY 2022**	**FY 2023**	**FY 2024**	**FY 2025**	**FY 2026**	**TOTAL**
572 - WATER RECLAMATION UTILITY	400,000	-	-	-	-	-	400,000
TOTAL	**400,000**	**-**	**-**	**-**	**-**	**-**	**400,000**

FUNDING, BY FISCAL YEAR

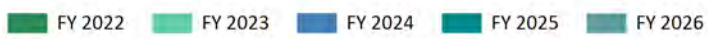

FY 2022 FUNDING, BY FUND

PROJECT NUMBER 77080 — GALLOWAY SEWER EXTENSION

PROGRAM Water Reclamation

ADMINISTERING DEPARTMENT DEPT OF WATER AND POWER

PROGRAM CATEGORY Sewer Main Rehabilitation

LOCATION Galloway Lane

STRATEGIC PLAN GOAL Sound Infrastructure: Sustain high quality service delivery by investing in public infrastructure, including parks, buildings, equipment, roads, and technology.

DESCRIPTION

The Galloway Sewer Extension project will construct sewer lines and appurtenances necessary to connect certain private properties located on Galloway Lane to the City's public sewage system.

JUSTIFICATION

The homeowner with the failing septic system on Galloway has connected to the sewer and entered into an agreement with the City to pay his fair share of a new sewer construction. The proposed development at Galloway and Nelson might affect the plan to construct this sewer.

CURRENT STATUS

This project is in planning status.

OPERATING BUDGET IMPACT

Maintenance costs will increase for the new line as it ages. Typical maintenance for these sewer lines is placed in the operational CIP (71950572) and can include items such as materials, labor, equipment rentals, and staff time.

GRANT AND OTHER FUNDING OPPORTUNITIES

There are no known grants or other funding opportunities.

		FY 2022 - 2026 CAPITAL IMPROVEMENT PLAN					
FUNDING SOURCE	**EST. CARRYOVER FUNDING**	**FY 2022**	**FY 2023**	**FY 2024**	**FY 2025**	**FY 2026**	**TOTAL**
440 - WATER RECLAMATION CAPACITY	96,273	-	-	-	-	-	96,273
TOTAL	**96,273**	**-**	**-**	**-**	**-**	**-**	**96,273**

FUNDING, BY FISCAL YEAR

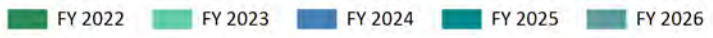

FY 2022 FUNDING, BY FUND

PROJECT NUMBER 73950 — GREEN RIVER LIFT STATION FLOWMETER AND VAULT

PROGRAM Water Reclamation

ADMINISTERING DEPARTMENT DEPT OF WATER AND POWER

PROGRAM CATEGORY General Safety, Maintenance and Other Improvements

LOCATION Green River Lift Station

STRATEGIC PLAN GOAL Sound Infrastructure: Sustain high quality service delivery by investing in public infrastructure, including parks, buildings, equipment, roads, and technology.

DESCRIPTION

This is a flowmeter and vault changeouts at Green River Lift Station.

JUSTIFICATION

Without completing this project, we cannot measure flows to the LS and cannot perform other diagnostic to LS related to flows. This project will project flows, better maintenance, and capacity planning. In addition, we will be able to view trends.

CURRENT STATUS

This project is expected to be completed in Spring 2021.

OPERATING BUDGET IMPACT

The flow meters require calibration (both from a preventative and corrective maintenance perspective).

GRANT AND OTHER FUNDING OPPORTUNITIES

There are no known grants or other funding opportunities.

		FY 2022 - 2026 CAPITAL IMPROVEMENT PLAN					
FUNDING SOURCE	**EST. CARRYOVER FUNDING**	**FY 2022**	**FY 2023**	**FY 2024**	**FY 2025**	**FY 2026**	**TOTAL**
572 - WATER RECLAMATION UTILITY	50,000	-	-	-	-	-	50,000
TOTAL	**50,000**	**-**	**-**	**-**	**-**	**-**	**50,000**

FUNDING, BY FISCAL YEAR

FY 2022 FUNDING, BY FUND

PROJECT NUMBER 76050 — PLANT 1A SECONDARY CLARIFIER CONCRETE DECKS

PROGRAM Water Reclamation

ADMINISTERING DEPARTMENT DEPT OF WATER AND POWER

PROGRAM CATEGORY General Safety, Maintenance and Other Improvements

LOCATION Water Reclamation Facility #1

STRATEGIC PLAN GOAL Sound Infrastructure: Sustain high quality service delivery by investing in public infrastructure, including parks, buildings, equipment, roads, and technology.

DESCRIPTION

This project will address rusting and concrete spalling at the Water Reclamation Plant #1A secondary clarifier concrete decks.

JUSTIFICATION

There is damage due to structural rebar. This will impact the useful life significantly. Completing this project will extend the asset's useful life.

CURRENT STATUS

This project is in planning status.

OPERATING BUDGET IMPACT

This project will extend the asset's useful life by sealing cracks, prevent corrosion to structural steel, and to preserve structural integrity.

GRANT AND OTHER FUNDING OPPORTUNITIES

There are no known grants or other funding opportunities.

		FY 2022 - 2026 CAPITAL IMPROVEMENT PLAN					
FUNDING SOURCE	**EST. CARRYOVER FUNDING**	**FY 2022**	**FY 2023**	**FY 2024**	**FY 2025**	**FY 2026**	**TOTAL**
572 - WATER RECLAMATION UTILITY	100,000	-	-	-	-	-	100,000
TOTAL	**100,000**	**-**	**-**	**-**	**-**	**-**	**100,000**

FUNDING, BY FISCAL YEAR

FY 2022 FUNDING, BY FUND

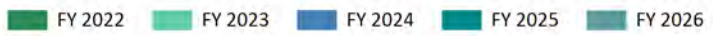

PROJECT NUMBER 68400 — RESEARCH/RAILROAD SEWER LINE REPLACEMENT

PROGRAM Water Reclamation

ADMINISTERING DEPARTMENT DEPT OF WATER AND POWER

PROGRAM CATEGORY Sewer Main Rehabilitation

LOCATION Research and Railroad

STRATEGIC PLAN GOAL Sound Infrastructure: Sustain high quality service delivery by investing in public infrastructure, including parks, buildings, equipment, roads, and technology.

DESCRIPTION

The project will replace approximately 200 LF of sewer lines in two locations.

JUSTIFICATION

The City received fair share payments from the Thomas Ranch LLC development agreement to be used to construct the sewer. Additional sewer flow from the development will increase peak daily flow to more than 67% of the depth in the pipe which exceeds the City's standard for maximum flow depth.

CURRENT STATUS

This project is in design.

OPERATING BUDGET IMPACT

Maintenance costs will increase for the new line as it ages. Typical maintenance for these sewer lines is placed in the operational CIP (71950572) and can include items such as materials, labor, equipment rentals, and staff time.

GRANT AND OTHER FUNDING OPPORTUNITIES

This project is partially funded by a developer deposit.

		FY 2022 - 2026 CAPITAL IMPROVEMENT PLAN					
FUNDING SOURCE	**EST. CARRYOVER FUNDING**	**FY 2022**	**FY 2023**	**FY 2024**	**FY 2025**	**FY 2026**	**TOTAL**
572 - WATER RECLAMATION UTILITY	550,000	-	-	-	-	-	550,000
TOTAL	**550,000**	**-**	**-**	**-**	**-**	**-**	**550,000**

FUNDING, BY FISCAL YEAR

FY 2022 FUNDING, BY FUND

PROJECT NUMBER 73960 — SDO LIFT STATION SANCON COATING

PROGRAM Water Reclamation

ADMINISTERING DEPARTMENT DEPT OF WATER AND POWER

PROGRAM CATEGORY General Safety, Maintenance and Other Improvements

LOCATION Sierra Del Oro Lift Station

STRATEGIC PLAN GOAL Sound Infrastructure: Sustain high quality service delivery by investing in public infrastructure, including parks, buildings, equipment, roads, and technology.

DESCRIPTION

Maintenance of the wet well at SDO Lift Station is required and consists of replacing the interior Sancon lining.

JUSTIFICATION

Structural damages will occur to concrete walls. Completing this project will extend the useful life of the wet well and Lift Station.

CURRENT STATUS

This project is in planning status.

OPERATING BUDGET IMPACT

This project will extend the useful life to the existing wet well. The project will prevent future large corrective maintenance actions.

GRANT AND OTHER FUNDING OPPORTUNITIES

There are no known grants or other funding opportunities.

		FY 2022 - 2026 CAPITAL IMPROVEMENT PLAN					
FUNDING SOURCE	**EST. CARRYOVER FUNDING**	**FY 2022**	**FY 2023**	**FY 2024**	**FY 2025**	**FY 2026**	**TOTAL**
572 - WATER RECLAMATION UTILITY	100,000	-	-	-	-	-	100,000
TOTAL	**100,000**	**-**	**-**	**-**	**-**	**-**	**100,000**

FUNDING, BY FISCAL YEAR

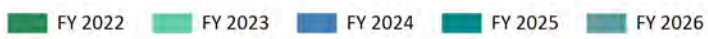

FY 2022 FUNDING, BY FUND

PROJECT NUMBER 71950 — SEWER LINE INFRASTRUCTURE

PROGRAM Water Reclamation

ADMINISTERING DEPARTMENT DEPT OF WATER AND POWER

PROGRAM CATEGORY Sewer Main Rehabilitation

LOCATION Various Locations

STRATEGIC PLAN GOAL Sound Infrastructure: Sustain high quality service delivery by investing in public infrastructure, including parks, buildings, equipment, roads, and technology.

DESCRIPTION

The Sewer line Infrastructure CIP is dedicated to the maintenance of sewer lines throughout the City.

JUSTIFICATION

Repairs for sewer collection system infrastructure are reported from preventative maintenance activities as well as customers. If sewer infrastructure repairs are not completed on a timely basis, it may cause further damage to the infrastructure and exasperate costs, and cause sanitary sewer overflows which will have to reported to the county as well as state.

CURRENT STATUS

This project is ongoing.

OPERATING BUDGET IMPACT

Completing sewer line infrastructure repairs ensure that the system is performing and will reduce the yearly SSOs. This is an operational CIP and includes maintenance costs.

GRANT AND OTHER FUNDING OPPORTUNITIES

There are no known grants or other funding opportunities.

FY 2022 - 2026 CAPITAL IMPROVEMENT PLAN

FUNDING SOURCE	EST. CARRYOVER FUNDING	FY 2022	FY 2023	FY 2024	FY 2025	FY 2026	TOTAL
572 - WATER RECLAMATION UTILITY	230,242	448,239	457,204	466,348	475,675	485,189	2,562,897
TOTAL	**230,242**	**448,239**	**457,204**	**466,348**	**475,675**	**485,189**	**2,562,897**

FUNDING, BY FISCAL YEAR

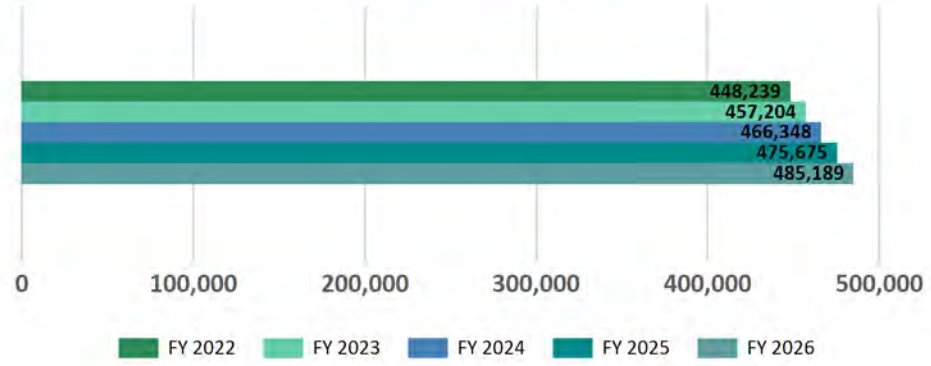

FY 2022 FUNDING, BY FUND

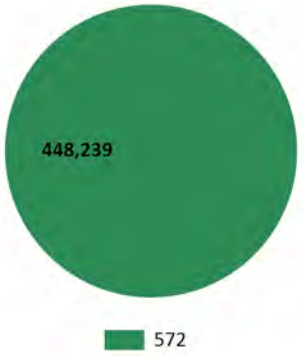

PROJECT NUMBER 68710 — SIERRA DEL ORO LIFT STATION AND PIPELINES

PROGRAM Water Reclamation

ADMINISTERING DEPARTMENT DEPT OF WATER AND POWER

PROGRAM CATEGORY Pump Stations and Lift Stations

LOCATION Sierra Del Oro Area

STRATEGIC PLAN GOAL Sound Infrastructure: Sustain high quality service delivery by investing in public infrastructure, including parks, buildings, equipment, roads, and technology.

DESCRIPTION

The construction of a 1.7 MGD ADWF Wet Well/Dry Well Sewer Lift Station with 2600 LF of 12" gravity sewer and 1500 LF of 12" DIP Force main.

JUSTIFICATION

This project will construct a new Lift Station, 12" gravity sewer, and 12" DIP force main. The Lift Station is needed to serve the Horse Ranch Development.

CURRENT STATUS

This project is in planning status.

OPERATING BUDGET IMPACT

This will replace an existing lift station, so the City will not incur new maintenance costs.

GRANT AND OTHER FUNDING OPPORTUNITIES

There are no known grants or other funding opportunities.

		FY 2022 - 2026 CAPITAL IMPROVEMENT PLAN					
FUNDING SOURCE	**EST. CARRYOVER FUNDING**	**FY 2022**	**FY 2023**	**FY 2024**	**FY 2025**	**FY 2026**	**TOTAL**
572 - WATER RECLAMATION UTILITY	249,772	500,000	5,000,000	-	-	-	5,749,772
TOTAL	**249,772**	**500,000**	**5,000,000**	**-**	**-**	**-**	**5,749,772**

FUNDING, BY FISCAL YEAR

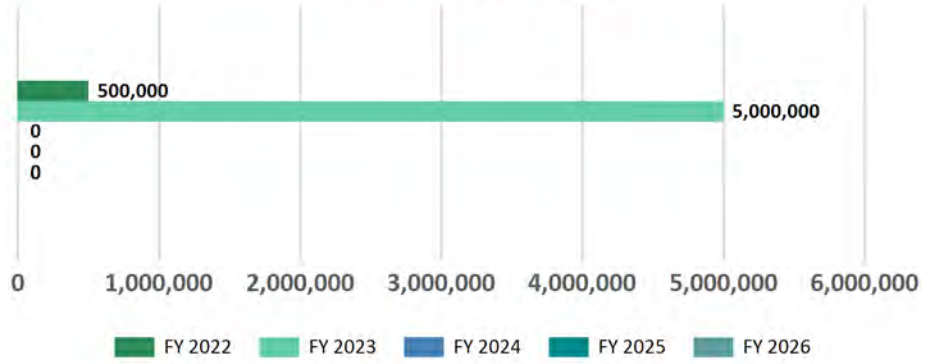

FY 2022 FUNDING, BY FUND

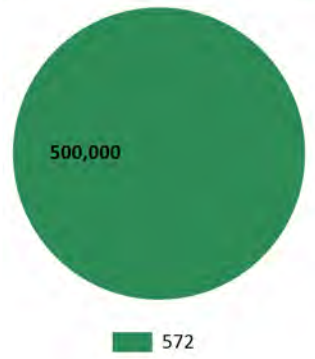

PROJECT NUMBER 72020 — WARDLOW ROAD SEWER RELOCATION PROJECT

PROGRAM Water Reclamation

ADMINISTERING DEPARTMENT DEPT OF WATER AND POWER

PROGRAM CATEGORY Sewer Main Rehabilitation

LOCATION Wardlow Road

STRATEGIC PLAN GOAL Sound Infrastructure: Sustain high quality service delivery by investing in public infrastructure, including parks, buildings, equipment, roads, and technology.

DESCRIPTION

The project consists of replacing a sewer main underneath the SR91 freeway within the Caltrans right-of-way with approximately 300 LF of 24-inch VCP sewer in a 42-inch steel casing.

JUSTIFICATION

If this project is not completed in a timely manner, the existing sewer crossing may catastrophically fail.

CURRENT STATUS

This project is in planning status.

OPERATING BUDGET IMPACT

Maintenance costs will increase for the new line as it ages. Typical maintenance for these sewer lines is placed in the operational CIP (71950572) and can include items such as materials, labor, equipment rentals, and staff time.

GRANT AND OTHER FUNDING OPPORTUNITIES

There are no known grants or other funding opportunities.

		FY 2022 - 2026 CAPITAL IMPROVEMENT PLAN					
FUNDING SOURCE	**EST. CARRYOVER FUNDING**	**FY 2022**	**FY 2023**	**FY 2024**	**FY 2025**	**FY 2026**	**TOTAL**
572 - WATER RECLAMATION UTILITY	1,139,043	-	-	-	-	-	1,139,043
TOTAL	**1,139,043**	**-**	**-**	**-**	**-**	**-**	**1,139,043**

FUNDING, BY FISCAL YEAR

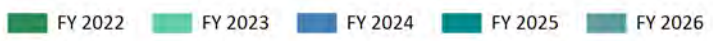

FY 2022 FUNDING, BY FUND

PROJECT NUMBER 77020 — WATER RECLAMATION FACILITY #1 AERATION DIFFUSER REPLACEMENT

PROGRAM Water Reclamation

ADMINISTERING DEPARTMENT DEPT OF WATER AND POWER

PROGRAM CATEGORY Treatment

LOCATION Water Reclamation Facility #1

STRATEGIC PLAN GOAL Sound Infrastructure: Sustain high quality service delivery by investing in public infrastructure, including parks, buildings, equipment, roads, and technology.

DESCRIPTION

The project will replace aeration panels with EDI diffusers at Water Reclamation Facility #1.

JUSTIFICATION

This project, if delayed, will result in the use of twice as much electricity for aeration. We also use more bleach everyday because of the lack of ability to complete the nitrification process due to poor oxygen levels and poor oxygen control. Treatment is worsening and aeration basin 3 has poor oxygen control.

CURRENT STATUS

This project is expected to begin in Fiscal Year 2022.

OPERATING BUDGET IMPACT

There will be an operating budget savings because the project will reduce the amount of electricity and sodium hypochlorite usage.

GRANT AND OTHER FUNDING OPPORTUNITIES

There are no known grants or other funding opportunities.

		FY 2022 - 2026 CAPITAL IMPROVEMENT PLAN					
FUNDING SOURCE	**EST. CARRYOVER FUNDING**	**FY 2022**	**FY 2023**	**FY 2024**	**FY 2025**	**FY 2026**	**TOTAL**
572 - WATER RECLAMATION UTILITY	97,973	300,000	-	-	-	-	397,973
TOTAL	**97,973**	**300,000**	**-**	**-**	**-**	**-**	**397,973**

FUNDING, BY FISCAL YEAR

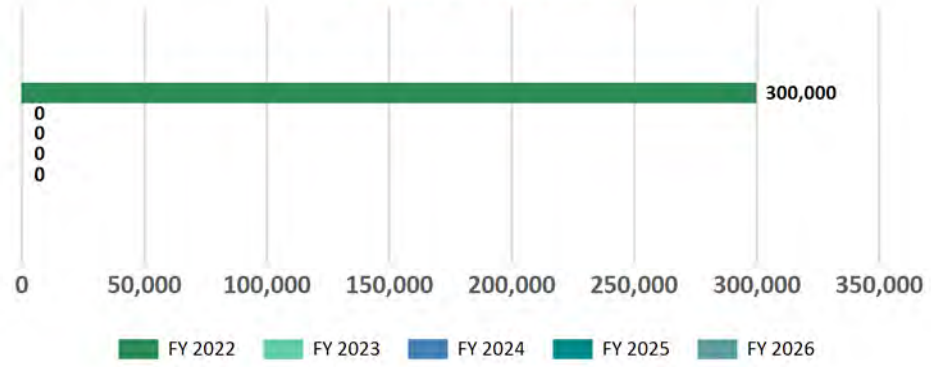

FY 2022 FUNDING, BY FUND

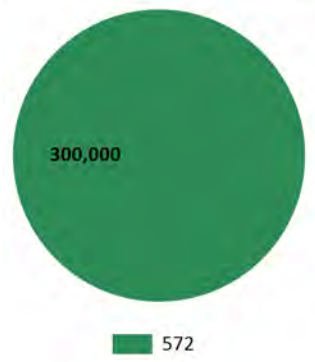

PROJECT NUMBER 73970 — WATER RECLAMATION FACILITY #1 AUTOMATIC TRANSFER SWITCH

PROGRAM Water Reclamation

ADMINISTERING DEPARTMENT DEPT OF WATER AND POWER

PROGRAM CATEGORY General Safety, Maintenance and Other Improvements

LOCATION Water Reclamation Facility #1

STRATEGIC PLAN GOAL Sound Infrastructure: Sustain high quality service delivery by investing in public infrastructure, including parks, buildings, equipment, roads, and technology.

DESCRIPTION

Existing Transfer Switch equipment at WRF 1A has met its useful life and need to be replaced.

JUSTIFICATION

There is no reliable power transfer during power outages to WRF1. This will provide continuous operation and treatment of wastewater during electrical outages at WRF#1.

CURRENT STATUS

This project is expected to begin construction in Summer 2021.

OPERATING BUDGET IMPACT

The Automatic Transfer Switches require preventative maintenance. This, however, would not be a new item to the budget, as there currently is an ATS at WRF#1.

GRANT AND OTHER FUNDING OPPORTUNITIES

There are no known grants or other funding opportunities.

		FY 2022 - 2026 CAPITAL IMPROVEMENT PLAN					
FUNDING SOURCE	**EST. CARRYOVER FUNDING**	**FY 2022**	**FY 2023**	**FY 2024**	**FY 2025**	**FY 2026**	**TOTAL**
572 - WATER RECLAMATION UTILITY	124,080	-	-	-	-	-	124,080
TOTAL	**124,080**	**-**	**-**	**-**	**-**	**-**	**124,080**

FUNDING, BY FISCAL YEAR

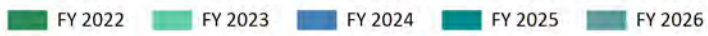

FY 2022 FUNDING, BY FUND

PROJECT NUMBER 68310 — WATER RECLAMATION FACILITY #1 BIOSOLIDS PROCESSING UPGRADE

PROGRAM Water Reclamation

ADMINISTERING DEPARTMENT DEPT OF WATER AND POWER

PROGRAM CATEGORY Treatment

LOCATION Water Reclamation Facility #1

STRATEGIC PLAN GOAL Sound Infrastructure: Sustain high quality service delivery by investing in public infrastructure, including parks, buildings, equipment, roads, and technology.

DESCRIPTION

This project will construct sludge tank and sludge screening project. It will demolish and removing existing sludge blender tank and modify chlorine contact tank CCT.

JUSTIFICATION

The previous tank was approximately forty years old. Additionally, it was made of steel and badly corroding.

CURRENT STATUS

This project is in construction.

OPERATING BUDGET IMPACT

This project would have an effect on the operating budget. There would be additional maintenance required as a result of this project. New maintenance budget items would include: three additional pumps, two drum screen, compactor, etc.

GRANT AND OTHER FUNDING OPPORTUNITIES

This project is partially bond funded.

		FY 2022 - 2026 CAPITAL IMPROVEMENT PLAN					
FUNDING SOURCE	**EST. CARRYOVER FUNDING**	**FY 2022**	**FY 2023**	**FY 2024**	**FY 2025**	**FY 2026**	**TOTAL**
572 - WATER RECLAMATION UTILITY	732,084	-	-	-	-	-	732,084
TOTAL	**732,084**	**-**	**-**	**-**	**-**	**-**	**732,084**

FUNDING, BY FISCAL YEAR

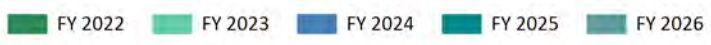

FY 2022 FUNDING, BY FUND

PROJECT NUMBER 74080 — WATER RECLAMATION FACILITY #1 DRYER REBUILD

PROGRAM Water Reclamation

ADMINISTERING DEPARTMENT DEPT OF WATER AND POWER

PROGRAM CATEGORY Treatment

LOCATION Water Reclamation Facility #1

STRATEGIC PLAN GOAL Sound Infrastructure: Sustain high quality service delivery by investing in public infrastructure, including parks, buildings, equipment, roads, and technology.

DESCRIPTION

On January 10, 2020, the dryer experienced an explosion, which destroyed multiple components of the system and caused the dryer to become inoperable. An investigation was completed to determine the cause of the explosion, and staff is working with the City's insurance company and multiple consultants on options to rebuild the facility. On June 3, 2020, the City Council authorized the creation of a capital improvement project to track expenditures for the Dryer rebuild.

JUSTIFICATION

Water Reclamation Facility #1 is the City's largest water reclamation facility. The water reclamation plant operates a biosolids drying facility, which dries sludge resulting from the reclamation process and creates Class A EQ biosolid pellets. The dryer decreases the water weight of the sludge, saving costs on sludge hauling. The pellets produced from the dryer are sold to an outside vendor to be used in a fertilizer product, providing the City with an opportunity for revenue generation.

CURRENT STATUS

This project is in planning status.

OPERATING BUDGET IMPACT

The Department already budgets for the Dyer. Currently it is out of service. The rebuild will have associated maintenance costs; however, it is not currently known what these costs may be. Since Class A EQ biosolids are not being generated at this time, Class B biosolids are being hauled offsite until the dryer repair is complete.

GRANT AND OTHER FUNDING OPPORTUNITIES

There are no known grants or other funding opportunities.

		FY 2022 - 2026 CAPITAL IMPROVEMENT PLAN					
FUNDING SOURCE	**EST. CARRYOVER FUNDING**	**FY 2022**	**FY 2023**	**FY 2024**	**FY 2025**	**FY 2026**	**TOTAL**

572 - WATER RECLAMATION UTILITY	384,307	4,200,000	-	-	-	-	4,584,307
TOTAL	**384,307**	**4,200,000**	**-**	**-**	**-**	**-**	**4,584,307**

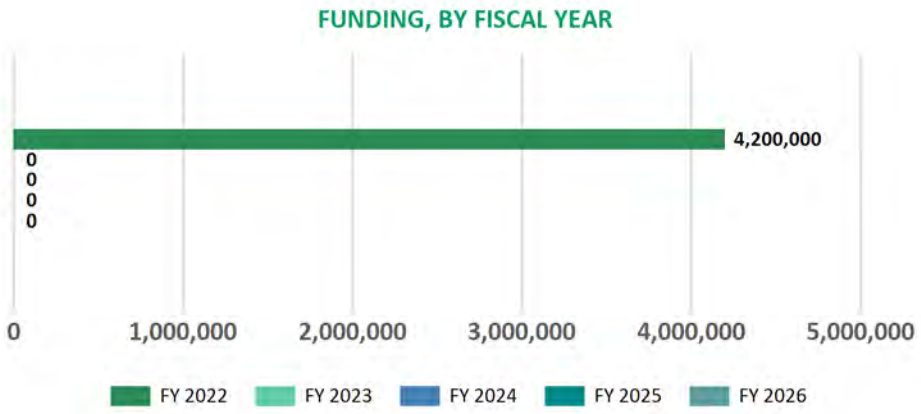

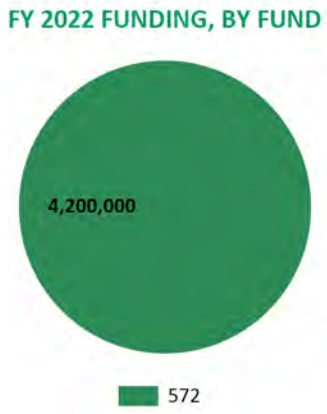

PROJECT NUMBER 69840 — WATER RECLAMATION FACILITY #1 SECONDARY CLARIFIER

PROGRAM Water Reclamation

ADMINISTERING DEPARTMENT DEPT OF WATER AND POWER

PROGRAM CATEGORY Treatment

LOCATION Water Reclamation Facility #1

STRATEGIC PLAN GOAL Sound Infrastructure: Sustain high quality service delivery by investing in public infrastructure, including parks, buildings, equipment, roads, and technology.

DESCRIPTION

The Clarifier project will replace light and chains, sprockets for Water Reclamation Facility #1's primary and secondary clarifiers

JUSTIFICATION

The project would reduce mechanical failures and possible permit violations. Completing this project will avoid failure and avoid impacts on plant treatment capacity.

CURRENT STATUS

This project will begin construction in Summer 2021.

OPERATING BUDGET IMPACT

The clarifiers at Plant 1 require preventive maintenance.

GRANT AND OTHER FUNDING OPPORTUNITIES

There are no known grants or other funding opportunities.

FY 2022 - 2026 CAPITAL IMPROVEMENT PLAN

FUNDING SOURCE	EST. CARRYOVER FUNDING	FY 2022	FY 2023	FY 2024	FY 2025	FY 2026	TOTAL
572 - WATER RECLAMATION UTILITY	1,058,602	-	-	-	-	-	1,058,602
TOTAL	**1,058,602**	**-**	**-**	**-**	**-**	**-**	**1,058,602**

FUNDING, BY FISCAL YEAR

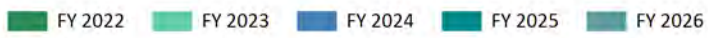

FY 2022 FUNDING, BY FUND

PROJECT NUMBER 73980 — WATER RECLAMATION FACILITY #1 SECONDARY GALLERY

PROGRAM Water Reclamation

ADMINISTERING DEPARTMENT DEPT OF WATER AND POWER

PROGRAM CATEGORY General Safety, Maintenance and Other Improvements

LOCATION Water Reclamation Facility #1

STRATEGIC PLAN GOAL Sound Infrastructure: Sustain high quality service delivery by investing in public infrastructure, including parks, buildings, equipment, roads, and technology.

DESCRIPTION

This project is dedicated to the replacement of valves, flow meters and actuators located in the secondary gallery at WRF 1.

JUSTIFICATION

Existing equipment are outdated, obsolete and have passed their useful life. In addition, there are inaccurate flow readings. This project will provide accurate reading to continue to process wastewater and ensure compliance.

CURRENT STATUS

This project is in planning status.

OPERATING BUDGET IMPACT

Maintenance costs will decrease once the components are replaced. As the components begin to age and meet their useful life, maintenance costs may increase.

GRANT AND OTHER FUNDING OPPORTUNITIES

There are no known grants or other funding opportunities.

		FY 2022 - 2026 CAPITAL IMPROVEMENT PLAN					
FUNDING SOURCE	**EST. CARRYOVER FUNDING**	**FY 2022**	**FY 2023**	**FY 2024**	**FY 2025**	**FY 2026**	**TOTAL**
572 - WATER RECLAMATION UTILITY	43,004	-	-	-	-	-	43,004
TOTAL	**43,004**	**-**	**-**	**-**	**-**	**-**	**43,004**

FUNDING, BY FISCAL YEAR

FY 2022 FUNDING, BY FUND

PROJECT NUMBER 60140 — WATER RECLAMATION FACILITY #1B ENERGY EFFICIENCY UPGRADES

PROGRAM Water Reclamation

ADMINISTERING DEPARTMENT DEPT OF WATER AND POWER

PROGRAM CATEGORY Treatment

LOCATION Water Reclamation Facility #1

STRATEGIC PLAN GOAL Sound Infrastructure: Sustain high quality service delivery by investing in public infrastructure, including parks, buildings, equipment, roads, and technology.

DESCRIPTION

This is a project at Water Reclamation Facility #1 that includes various upgrades to several components, including primary clarifiers, aeration optimization, and digesters.

JUSTIFICATION

This project will improve energy and process efficiencies at Water Reclamation Facility #1B.

CURRENT STATUS

This project is in planning status.

OPERATING BUDGET IMPACT

This is an energy and process efficiency project. The project will ensure more efficient use of energy, and thereby decrease the amount of electricity used at the plant.

GRANT AND OTHER FUNDING OPPORTUNITIES

There are no known grants or other funding opportunities.

		FY 2022 - 2026 CAPITAL IMPROVEMENT PLAN					
FUNDING SOURCE	**EST. CARRYOVER FUNDING**	**FY 2022**	**FY 2023**	**FY 2024**	**FY 2025**	**FY 2026**	**TOTAL**
572 - WATER RECLAMATION UTILITY	474,728	-	-	-	-	-	474,728
TOTAL	**474,728**	**-**	**-**	**-**	**-**	**-**	**474,728**

FUNDING, BY FISCAL YEAR

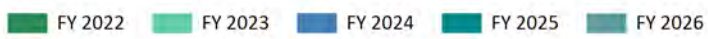

FY 2022 FUNDING, BY FUND

PROJECT NUMBER 77030 — WATER RECLAMATION FACILITY #2 ASPHALT ROADWAY PAVING

PROGRAM Water Reclamation

ADMINISTERING DEPARTMENT DEPT OF WATER AND POWER

PROGRAM CATEGORY General Safety, Maintenance and Other Improvements

LOCATION Water Reclamation Facility #2

STRATEGIC PLAN GOAL Sound Infrastructure: Sustain high quality service delivery by investing in public infrastructure, including parks, buildings, equipment, roads, and technology.

DESCRIPTION

This project will repair the asphalt roadway at Water Reclamation Facility #2.

JUSTIFICATION

Existing paving is deteriorated. Potential stormwater permit violation. Completing this project will improve paving and establish stormwater permit compliance by the installation of a curb and detention basins.

CURRENT STATUS

This project is in planning status.

OPERATING BUDGET IMPACT

The current budget includes no maintenance costs for the asphalt at Water Reclamation Facility #2. Once the asphalt is replaced, maintenance costs will increase as the roadway is used more.

GRANT AND OTHER FUNDING OPPORTUNITIES

There are no known grants or other funding opportunities.

		FY 2022 - 2026 CAPITAL IMPROVEMENT PLAN					
FUNDING SOURCE	**EST. CARRYOVER FUNDING**	**FY 2022**	**FY 2023**	**FY 2024**	**FY 2025**	**FY 2026**	**TOTAL**
572 - WATER RECLAMATION UTILITY	848,974	-	-	-	-	-	848,974
TOTAL	**848,974**	**-**	**-**	**-**	**-**	**-**	**848,974**

FUNDING, BY FISCAL YEAR

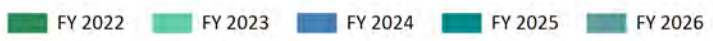

FY 2022 FUNDING, BY FUND

PROJECT NUMBER 73990 — WATER RECLAMATION FACILITY #2 EQUALIZATION BASIN REPLACEMENT

PROGRAM Water Reclamation

ADMINISTERING DEPARTMENT DEPT OF WATER AND POWER

PROGRAM CATEGORY Treatment

LOCATION Water Reclamation Facility #2

STRATEGIC PLAN GOAL Sound Infrastructure: Sustain high quality service delivery by investing in public infrastructure, including parks, buildings, equipment, roads, and technology.

DESCRIPTION

The project will construct new equalization basin, odor containment covers, and biofilter.

JUSTIFICATION

This project is needed to mitigate odor control issues.

CURRENT STATUS

This project is in planning status.

OPERATING BUDGET IMPACT

This project will not have an effect on the operating budget.

GRANT AND OTHER FUNDING OPPORTUNITIES

There are no known grants or other funding opportunities.

FY 2022 - 2026 CAPITAL IMPROVEMENT PLAN

FUNDING SOURCE	EST. CARRYOVER FUNDING	FY 2022	FY 2023	FY 2024	FY 2025	FY 2026	TOTAL
572 - WATER RECLAMATION UTILITY	5,448,568	-	-	-	-	-	5,448,568
TOTAL	**5,448,568**	**-**	**-**	**-**	**-**	**-**	**5,448,568**

FUNDING, BY FISCAL YEAR

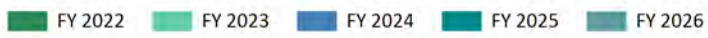

FY 2022 FUNDING, BY FUND

PROJECT NUMBER 77040 — WATER RECLAMATION FACILITY #2 MCC INSTALLATION - SUNKIST AND AERATION

PROGRAM Water Reclamation

ADMINISTERING DEPARTMENT DEPT OF WATER AND POWER

PROGRAM CATEGORY Supervisory Control and Data Acquisition (SCADA)

LOCATION Water Reclamation Facility #2

STRATEGIC PLAN GOAL Sound Infrastructure: Sustain high quality service delivery by investing in public infrastructure, including parks, buildings, equipment, roads, and technology.

DESCRIPTION

The Motor Control Center (MCC) at Water Reclamation Facility #2 has been determined to no longer be useable. This project will replace the MCC.

JUSTIFICATION

The parts are obsolete and they are not up to current standards. Completing this project will result in increased reliability and safety, as well as bringing the MCC to compliance.

CURRENT STATUS

This project is in planning status.

OPERATING BUDGET IMPACT

There will be an operating budget impact. The new MCC will require an annual SCADA preventative maintenance inspection. Additionally, if there are corrective maintenance repairs that are needed, this will also be charged to the operating budget.

GRANT AND OTHER FUNDING OPPORTUNITIES

There are no known grants or other funding opportunities.

		FY 2022 - 2026 CAPITAL IMPROVEMENT PLAN					
FUNDING SOURCE	**EST. CARRYOVER FUNDING**	**FY 2022**	**FY 2023**	**FY 2024**	**FY 2025**	**FY 2026**	**TOTAL**
572 - WATER RECLAMATION UTILITY	100,000	-	-	-	-	-	100,000
TOTAL	**100,000**	**-**	**-**	**-**	**-**	**-**	**100,000**

FUNDING, BY FISCAL YEAR

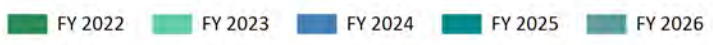

FY 2022 FUNDING, BY FUND

PROJECT NUMBER 77050 — WATER RECLAMATION FACILITY #3 COMMUNICATIONS TOWER

PROGRAM Water Reclamation

ADMINISTERING DEPARTMENT DEPT OF WATER AND POWER

PROGRAM CATEGORY Supervisory Control and Data Acquisition (SCADA)

LOCATION Water Reclamation Facility #3

STRATEGIC PLAN GOAL Sound Infrastructure: Sustain high quality service delivery by investing in public infrastructure, including parks, buildings, equipment, roads, and technology.

DESCRIPTION

The project includes the installation of the 110' Water Reclamation Facility #3 (WRF#3) Communications Tower to be used primarily for SCADA and DWP. The project also includes the installation of wireless communication equipment at WRF 3.

JUSTIFICATION

This will improve communication in the valley near Dos Lagos which will have a direct impact to Temescal Public Safety Facility. The project is needed due to the decommissioning of Water Reclamation Facility #3 and also to improve radio signal coverage in the area.

CURRENT STATUS

This project is in planning status.

OPERATING BUDGET IMPACT

The new communications tower would require annual maintenance, including preventative maintenance inspections, FCC licensing, and repairs of the equipment as needed.

GRANT AND OTHER FUNDING OPPORTUNITIES

There are no known grants or other funding opportunities.

		FY 2022 - 2026 CAPITAL IMPROVEMENT PLAN					
FUNDING SOURCE	**EST. CARRYOVER FUNDING**	**FY 2022**	**FY 2023**	**FY 2024**	**FY 2025**	**FY 2026**	**TOTAL**
567 - RECLAIMED WATER UTILITY	16,504	3,333	-	-	-	-	19,837
570 - WATER UTILITY	148,529	30,003	-	-	-	-	178,532
572 - WATER RECLAMATION UTILITY	148,529	30,003	-	-	-	-	178,532
578 - ELECTRIC UTILITY	16,504	3,333	-	-	-	-	19,837

681 - INFORMATION TECHNOLOGY	83,310	9,256	-	-	-	-	92,566
TOTAL	**413,376**	**75,928**	**-**	**-**	**-**	**-**	**489,304**

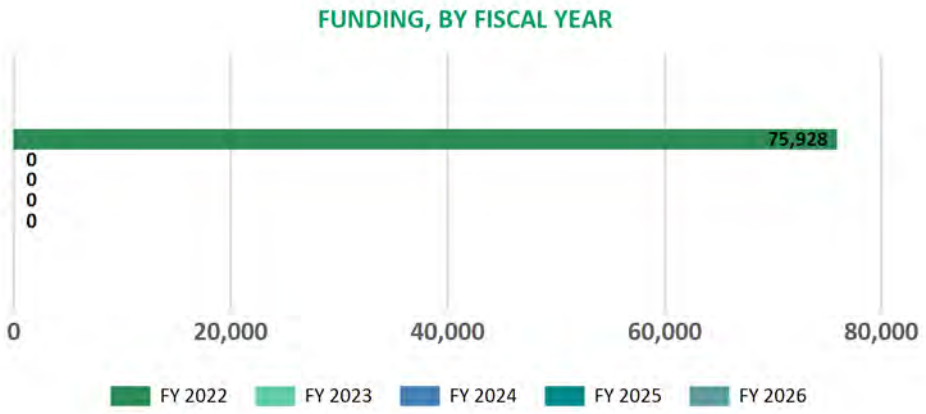

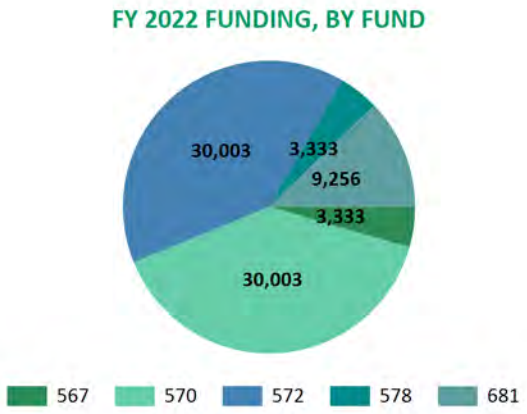

PROJECT NUMBER 69880 — WATER RECLAMATION FACILITY #3 DECOMMISSIONING - LIFT STATION

PROGRAM Water Reclamation

ADMINISTERING DEPARTMENT DEPT OF WATER AND POWER

PROGRAM CATEGORY Pump Stations and Lift Stations

LOCATION Temescal Canyon Road

STRATEGIC PLAN GOAL Sound Infrastructure: Sustain high quality service delivery by investing in public infrastructure, including parks, buildings, equipment, roads, and technology.

DESCRIPTION

The Water Reclamation Facility #3 (WRF#3) Lift Station project will construct a 1.2 MGD Wet Well/Dry Well Sewer Lift Station to deliver flow from WRF#3 to the Arantine Hills Sewer Lift Station. This project is required for the decommissioning of WRF#3.

JUSTIFICATION

Water Reclamation Facility #3 (WRF#3) currently treats sewage generated in the Dos Lagos and Eagle Glen communities. The new sewer lift station will pump sewage currently treated at WRF#3 to the Arantine Hills LS where it will be pumped to a gravity sewer at California Avenue. The sewage will flow through a gravity sewer to WRF#1. This will allow the decommissioning of WRF#3.

CURRENT STATUS

This project is in construction.

OPERATING BUDGET IMPACT

The City will no longer incur maintenance costs for WRF#3. However, maintenance costs may increase for WRF#1, and there will also be a new lift station to maintain.

GRANT AND OTHER FUNDING OPPORTUNITIES

There are no known grants or other funding opportunities.

		FY 2022 - 2026 CAPITAL IMPROVEMENT PLAN					
FUNDING SOURCE	**EST. CARRYOVER FUNDING**	**FY 2022**	**FY 2023**	**FY 2024**	**FY 2025**	**FY 2026**	**TOTAL**
572 - WATER RECLAMATION UTILITY	6,907,336	-	-	-	-	-	6,907,336
TOTAL	**6,907,336**	**-**	**-**	**-**	**-**	**-**	**6,907,336**

FUNDING, BY FISCAL YEAR

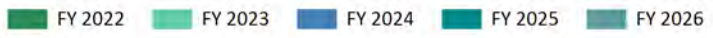

FY 2022 FUNDING, BY FUND